

**OKTip**  
41/2019

**FUTBAL**



© TIPSPORT SK, A.S. AUTORSKÉ PRÁVA SÚ VYHRADENÉ A VYKONÁVA ICH VYDAVATEL. AKÉKOLIEK ROZMNOŽOVANIE ČASŤÍ ALEBO CELKU TEXTOV AKÝMKOLIEK SPÔSOBOM BEZ PÍSOMNÉHO SÚHLASU VYDAVATEĽA JE ZAKÁZANÉ. ČASOPIS NEPRECHÁDZA JAZYKOVOU ÚPRAVOU. NA ZÁKLADE ÚDAJOV Z ČASOPISU O.K. TIP NIE JE MOŽNÁ REKLAMÁCIA ZAVRETEJ STÁVKY.

VYSVETLIVKY: LM - LIGA MAJSTROV; EL - EURÓPSKA LIGA; VP - VÍTAZ NÁRODNÉHO POHÁRA; LP - VÍTAZ LIGOVÉHO POHÁRA; (W) - ZÁPAS HRANÝ VONKU; M - MAJSTER; VM - VICEMAJSTER; L3, ... L6 - UMIESTNENIE V LIGE; P - PREDKOLO; K - KOLO; X - NEŠTARTOVAĽ(A); DNS - NENASTÚPIĽ(A); DNF - NEDOKONČIL(A); DQ - DISKVALIFIKOVANÝ(A); DWW - NEKVALIFIKOVANÝ(A)

**KVALIFIKÁCIA ME 2020**

| ČÍSLO UDAL       | DEŇ                | ZÁPASY          | PREDBEŽNÉ KURZY / SKUTOČNÉ KURZY |              |              |              |       |       |       |  | VÁŠ TIP | VÝSLEDK |
|------------------|--------------------|-----------------|----------------------------------|--------------|--------------|--------------|-------|-------|-------|--|---------|---------|
|                  |                    |                 | 1                                | 10           | 0            | 02           | 2     |       |       |  |         |         |
| 25537            | 11.10.             | ČIERNA HORA H.  | -                                | BULHARSKO    | 2,27         | 1,31         | 3,16  | 1,55  | 3,08  |  |         |         |
| 25519            | 11.10.             | ČESKO           | -                                | ANGLICKO     | 6,82         | 2,46         | 4,07  | 1,07  | 1,47  |  |         |         |
| 25538            | 11.10.             | UKRAJINA        | -                                | LITVA        | 1,07         | 1,00         | 10,60 | 6,69  | 34,00 |  |         |         |
| 25539            | 11.10.             | PORTUGALSKO     | -                                | LUXEMBURSKO  | 1,04         | 1,00         | 15,10 | 8,81  | 35,00 |  |         |         |
| 25150            | 10.10.             | HOLANDSKO       | -                                | S. ÍRSKO     | 1,16         | 1,01         | 6,86  | 4,46  | 18,00 |  |         |         |
| 25151            | 10.10.             | BIELORUSKO      | -                                | ESTÓNSKO     | 1,49         | 1,06         | 3,80  | 2,40  | 7,16  |  |         |         |
| 25520            | 12.10.             | GRUZINSKO       | -                                | ÍRSKO        | 3,78         | 1,64         | 2,93  | 1,22  | 2,11  |  |         |         |
| 25521            | 12.10.             | DANSKO          | -                                | ŠVAJCIARSKO  | 2,29         | 1,32         | 3,12  | 1,54  | 3,06  |  |         |         |
| 25522            | 10.10.             | SLOVENSKO       | -                                | WALE         | 2,30         | 1,31         | 3,06  | 1,54  | 3,11  |  |         |         |
| 25152            | 10.10.             | CHORVÁTSKO      | -                                | MADARSKO     | 1,36         | 1,04         | 4,56  | 2,86  | 8,68  |  |         |         |
| 25523            | 12.10.             | FAERSKÉ O.      | -                                | RUMUNSKO     | 13,40        | 3,59         | 5,50  | 1,02  | 1,24  |  |         |         |
| 25524            | 12.10.             | NÓRSKO          | -                                | ŠPANIELSKO   | 6,74         | 2,43         | 4,01  | 1,07  | 1,48  |  |         |         |
| 25525            | 12.10.             | MALTA           | -                                | SVEĎSKO      | 35,00        | 6,74         | 10,60 | 1,00  | 1,07  |  |         |         |
| 25153            | 10.10.             | LOTYSKO         | -                                | POLSKO       | 33,00        | 6,20         | 9,62  | 1,01  | 1,08  |  |         |         |
| 25154            | 10.10.             | S.MACEDÓNSKO    | -                                | SLOVINSKO    | 2,88         | 1,47         | 3,04  | 1,35  | 2,45  |  |         |         |
| 25155            | 10.10.             | RAKUSKO         | -                                | IZRAEL       | 1,45         | 1,06         | 4,14  | 2,52  | 7,09  |  |         |         |
| 25540            | 11.10.             | TURECKO         | -                                | ALBANSKO     | 1,44         | 1,04         | 3,95  | 2,55  | 7,99  |  |         |         |
| 25541            | 11.10.             | ISLAND          | -                                | FRANCUZSKO   | 7,37         | 2,53         | 4,08  | 1,05  | 1,44  |  |         |         |
| 25542            | 11.10.             | ANDORRA         | -                                | MOLDAVSKO    | 5,46         | 1,92         | 3,02  | 1,11  | 1,77  |  |         |         |
| 25156            | 10.10.             | KAZACHSTAN      | -                                | CYPRUS       | 2,00         | 1,23         | 3,22  | 1,71  | 3,71  |  |         |         |
| 25157            | 10.10.             | RUSKO           | -                                | ŠKÓTSKO      | 1,49         | 1,06         | 3,79  | 2,41  | 7,26  |  |         |         |
| 25526            | 12.10.             | BOSNA H.        | -                                | FINSKO       | 1,84         | 1,17         | 3,27  | 1,85  | 4,43  |  |         |         |
| 25527            | 12.10.             | LICHTENŠTAJNSKO | -                                | ARMÉNSKO     | 17,50        | 4,42         | 6,80  | 1,01  | 1,16  |  |         |         |
| 25528            | 12.10.             | TALIANSKO       | -                                | GRECKO       | 1,20         | 1,01         | 5,98  | 3,97  | 16,30 |  |         |         |
| 25168            | 10.10.             | BELGICKO        | -                                | SAN MARINO   | 1,00         | 1,00         | 30,00 | 18,00 | 50,00 |  |         |         |
| 25158            | 13.10.             | BIELORUSKO      | -                                | HOLANDSKO    | 11,50        | 3,94         | 6,00  | 1,01  | 1,20  |  |         |         |
| 25159            | 13.10.             | ESTÓNSKO        | -                                | NEMECKO      | 25,42        | 7,43         | 10,50 | 1,00  | 1,05  |  |         |         |
| 25160            | 13.10.             | MADARSKO        | -                                | AZERBAJDŽAN  | 1,30         | 1,03         | 5,00  | 3,15  | 8,49  |  |         |         |
| 25161            | 13.10.             | WALE            | -                                | CHORVÁTSKO   | 3,00         | 1,49         | 3,00  | 1,33  | 2,40  |  |         |         |
| 25162            | 13.10.             | SLOVINSKO       | -                                | RAKUSKO      | 2,70         | 1,40         | 2,90  | 1,40  | 2,70  |  |         |         |
| 25163            | 13.10.             | POLSKO          | -                                | S.MACEDÓNSKO | 1,40         | 1,06         | 4,40  | 2,68  | 6,88  |  |         |         |
| 25165            | 13.10.             | KAZACHSTAN      | -                                | BELGICKO     | 11,50        | 3,94         | 6,00  | 1,01  | 1,20  |  |         |         |
| 25166            | 13.10.             | ŠKÓTSKO         | -                                | SAN MARINO   | 1,00         | 1,00         | 25,00 | 16,00 | 40,00 |  |         |         |
| 25167            | 13.10.             | CYPRUS          | -                                | RUSKO        | 4,69         | 2,01         | 3,50  | 1,14  | 1,70  |  |         |         |
| <b>SKUPINA A</b> |                    |                 | <b>CELKOM</b>                    | <b>DOMA</b>  | <b>VONKU</b> | <b>POZN.</b> |       |       |       |  |         |         |
| 1.               | ANGLICKO           | 4 4 0 0         | 19:4                             | 12           | 3 0 0        | 14:3         | 1 0 0 | 5:1   |       |  |         |         |
| 2.               | ČESKO              | 5 3 0 2         | 9:8                              | 9            | 2 0 0        | 5:1          | 1 0 2 | 4:7   |       |  |         |         |
| 3.               | KOSOVO             | 5 2 2 1         | 10:10                            | 8            | 1 1 0        | 3:2          | 1 1 1 | 7:8   |       |  |         |         |
| 4.               | BULHARSKO          | 5 0 2 3         | 5:11                             | 2            | 0 1 1        | 3:4          | 0 1 2 | 2:7   |       |  |         |         |
| 5.               | ČIERNA HORA        | 5 0 2 3         | 3:13                             | 2            | 0 1 2        | 2:9          | 0 1 1 | 1:4   |       |  |         |         |
| <b>SKUPINA B</b> |                    |                 | <b>CELKOM</b>                    | <b>DOMA</b>  | <b>VONKU</b> | <b>POZN.</b> |       |       |       |  |         |         |
| 1.               | UKRAJINA           | 5 4 1 0         | 11:1                             | 13           | 2 0 0        | 6:0          | 2 1 0 | 5:1   |       |  |         |         |
| 2.               | PORTUGALSKO        | 4 2 2 0         | 10:4                             | 8            | 0 2 0        | 1:1          | 2 0 0 | 9:3   |       |  |         |         |
| 3.               | SRBSKO             | 5 2 1 2         | 10:12                            | 7            | 1 0 1        | 6:5          | 1 1 1 | 4:7   |       |  |         |         |
| 4.               | LUXEMBURSKO        | 5 1 1 3         | 5:8                              | 4            | 1 0 2        | 4:6          | 0 1 1 | 1:2   |       |  |         |         |
| 5.               | LITVA              | 5 0 1 4         | 4:15                             | 1            | 0 1 2        | 2:9          | 0 0 2 | 2:6   |       |  |         |         |
| <b>SKUPINA C</b> |                    |                 | <b>CELKOM</b>                    | <b>DOMA</b>  | <b>VONKU</b> | <b>POZN.</b> |       |       |       |  |         |         |
| 1.               | NEMECKO            | 5 4 0 1         | 17:6                             | 12           | 1 0 1        | 10:4         | 3 0 0 | 7:2   |       |  |         |         |
| 2.               | SEVERNÉ ÍRSKO      | 5 4 0 1         | 7:4                              | 12           | 2 0 1        | 4:3          | 2 0 0 | 3:1   |       |  |         |         |
| 3.               | HOLANDSKO          | 4 3 0 1         | 14:5                             | 9            | 1 0 1        | 6:3          | 2 0 0 | 8:2   |       |  |         |         |
| 4.               | BIELORUSKO         | 5 1 0 4         | 3:10                             | 3            | 0 0 2        | 0:3          | 1 0 2 | 3:7   |       |  |         |         |
| 5.               | ESTÓNSKO           | 5 0 0 5         | 2:18                             | 0            | 0 0 3        | 2:8          | 0 0 2 | 0:10  |       |  |         |         |
| <b>SKUPINA D</b> |                    |                 | <b>CELKOM</b>                    | <b>DOMA</b>  | <b>VONKU</b> | <b>POZN.</b> |       |       |       |  |         |         |
| 1.               | ÍRSKO              | 5 3 2 0         | 6:2                              | 11           | 2 1 0        | 4:1          | 1 1 0 | 2:1   |       |  |         |         |
| 2.               | DANSKO             | 5 2 3 0         | 15:5                             | 9            | 1 1 0        | 6:2          | 1 2 0 | 9:3   |       |  |         |         |
| 3.               | ŠVAJCIARSKO        | 4 2 2 0         | 10:4                             | 8            | 1 1 0        | 7:3          | 1 1 0 | 3:1   |       |  |         |         |
| 4.               | GRUZINSKO          | 5 1 1 3         | 4:8                              | 4            | 1 1 1        | 3:2          | 0 0 2 | 1:6   |       |  |         |         |
| 5.               | GIBRALTAR          | 5 0 0 5         | 0:16                             | 0            | 0 0 2        | 0:7          | 0 0 3 | 0:9   |       |  |         |         |
| <b>SKUPINA E</b> |                    |                 | <b>CELKOM</b>                    | <b>DOMA</b>  | <b>VONKU</b> | <b>POZN.</b> |       |       |       |  |         |         |
| 1.               | CHORVÁTSKO         | 5 3 1 1         | 10:5                             | 10           | 2 0 0        | 4:2          | 1 1 1 | 6:3   |       |  |         |         |
| 2.               | SLOVENSKO          | 5 3 0 2         | 9:7                              | 9            | 1 0 1        | 2:4          | 2 0 1 | 7:3   |       |  |         |         |
| 3.               | MADARSKO           | 5 3 0 2         | 7:6                              | 9            | 2 0 1        | 4:3          | 1 0 1 | 3:3   |       |  |         |         |
| 4.               | WALE               | 4 2 0 2         | 4:4                              | 6            | 2 0 0        | 3:1          | 0 0 2 | 1:3   |       |  |         |         |
| 5.               | AZERBAJDŽAN        | 5 0 1 4         | 5:13                             | 1            | 0 1 2        | 3:9          | 0 0 2 | 2:4   |       |  |         |         |
| <b>SKUPINA F</b> |                    |                 | <b>CELKOM</b>                    | <b>DOMA</b>  | <b>VONKU</b> | <b>POZN.</b> |       |       |       |  |         |         |
| 1.               | ŠPANIELSKO         | 6 6 0 0         | 17:3                             | 18           | 3 0 0        | 9:1          | 3 0 0 | 8:2   |       |  |         |         |
| 2.               | SVEĎSKO            | 6 3 2 1         | 13:8                             | 11           | 2 1 0        | 6:2          | 1 1 1 | 7:6   |       |  |         |         |
| 3.               | RUMUNSKO           | 6 3 1 2         | 13:7                             | 10           | 2 0 1        | 6:3          | 1 1 1 | 7:4   |       |  |         |         |
| 4.               | NÓRSKO             | 6 2 3 1         | 11:8                             | 9            | 1 2 0        | 7:5          | 1 1 1 | 4:3   |       |  |         |         |
| 5.               | MALTA              | 6 1 0 5         | 2:13                             | 3            | 1 0 2        | 2:7          | 0 0 3 | 0:6   |       |  |         |         |
| 6.               | FAERSKÉ OSTROVY    | 6 0 0 6         | 3:20                             | 0            | 0 0 3        | 1:10         | 0 0 3 | 2:10  |       |  |         |         |
| <b>SKUPINA G</b> |                    |                 | <b>CELKOM</b>                    | <b>DOMA</b>  | <b>VONKU</b> | <b>POZN.</b> |       |       |       |  |         |         |
| 1.               | POLSKO             | 6 4 1 1         | 8:2                              | 13           | 2 1 0        | 6:0          | 2 0 1 | 2:2   |       |  |         |         |
| 2.               | SLOVINSKO          | 6 3 2 1         | 12:5                             | 11           | 2 1 0        | 6:3          | 1 1 1 | 6:2   |       |  |         |         |
| 3.               | RAKUSKO            | 6 3 1 2         | 13:6                             | 10           | 2 0 1        | 7:1          | 1 1 1 | 6:5   |       |  |         |         |
| 4.               | IZRAEL             | 6 2 2 2         | 11:11                            | 8            | 1 2 0        | 6:4          | 1 0 2 | 5:7   |       |  |         |         |
| 5.               | SEVERNÁ MACEDÓNSKO | 6 2 2 2         | 8:8                              | 8            | 1 0 2        | 4:6          | 1 2 0 | 4:2   |       |  |         |         |
| 6.               | LOTYSKO            | 6 0 0 6         | 1:21                             | 0            | 0 0 3        | 0:10         | 0 0 3 | 1:11  |       |  |         |         |
| <b>SKUPINA H</b> |                    |                 | <b>CELKOM</b>                    | <b>DOMA</b>  | <b>VONKU</b> | <b>POZN.</b> |       |       |       |  |         |         |
| 1.               | FRANCUZSKO         | 6 5 0 1         | 19:4                             | 15           | 3 0 0        | 11:1         | 2 0 1 | 8:3   |       |  |         |         |
| 2.               | TURECKO            | 6 5 0 1         | 14:2                             | 15           | 3 0 0        | 7:0          | 2 0 1 | 7:2   |       |  |         |         |
| 3.               | ISLAND             | 6 4 0 2         | 10:9                             | 12           | 3 0 0        | 6:1          | 1 0 2 | 4:8   |       |  |         |         |
| 4.               | ALBANSKO           | 6 3 0 3         | 10:9                             | 9            | 2 0 1        | 6:4          | 1 0 2 | 4:5   |       |  |         |         |
| 5.               | MOLDAVSKO          | 6 1 0 5         | 2:17                             | 3            | 1 0 2        | 2:8          | 0 0 3 | 0:9   |       |  |         |         |
| 6.               | ANDORRA            | 6 0 0 6         | 0:14                             | 0            | 0 0 3        | 0:9          | 0 0 3 | 0:5   |       |  |         |         |
| <b>SKUPINA I</b> |                    |                 | <b>CELKOM</b>                    | <b>DOMA</b>  | <b>VONKU</b> | <b>POZN.</b> |       |       |       |  |         |         |
| 1.               | BELGICKO           | 6 6 0 0         | 19:1                             | 18           | 3 0 0        | 9:1          | 3 0 0 | 10:0  |       |  |         |         |
| 2.               | RUSKO              | 6 5 0 1         | 18:4                             | 15           | 3 0 0        | 11:0         | 2 0 1 | 7:4   |       |  |         |         |
| 3.               | CYPRUS             | 6 2 1 3         | 11:6                             | 7            | 1 1 1        | 6:3          | 1 0 2 | 5:3   |       |  |         |         |
| 4.               | KAZACHSTAN         | 6 2 1 3         | 8:9                              | 7            | 2 0 1        | 7:4          | 0 1 2 | 1:5   |       |  |         |         |
| 5.               | ŠKÓTSKO            | 6 2 0 4         | 5:13                             | 6            | 1 0 2        | 3:7          | 1 0 2 | 2:6   |       |  |         |         |
| 6.               | SAN MARINO         | 6 0 0 6         | 0:28                             | 0            | 0 0 3        | 0:10         | 0 0 3 | 0:18  |       |  |         |         |
| <b>SKUPINA J</b> |                    |                 | <b>CELKOM</b>                    | <b>DOMA</b>  | <b>VONKU</b> | <b>POZN.</b> |       |       |       |  |         |         |
| 1.               | TALIANSKO          | 6 6 0 0         | 18:3                             | 18           | 3 0 0        | 10:1         | 3 0 0 | 8:2   |       |  |         |         |
| 2.               | FINSKO             | 6 4 0 2         | 8:4                              | 12           | 2 0 1        | 4:2          | 2 0 1 | 4:2   |       |  |         |         |
| 3.               | ARMÉNSKO           | 6 3 0 3         | 12:11                            | 9            | 2 0 2        | 8:7          | 1 0 1 | 4:4   |       |  |         |         |
| 4.               | BOSNA HERCEGOVINA  | 6 2 1 3         | 12:11                            | 7            | 2 1 0        | 9:3          | 0 0 3 | 3:8   |       |  |         |         |
| 5.               | GRECKO             | 6 1 2 3         | 7:10                             | 5            | 0 1 2        | 3:7          | 1 1 1 | 4:3   |       |  |         |         |
| 6.               | LICHTENŠTAJNSKO    | 6 0 1 5         | 1:19                             | 1            | 0 0 2        | 0:4          | 0 1 3 | 1:15  |       |  |         |         |

**KVALIFIKÁCIA MS 2022, ÁZIA**

| ČÍSLO UDAL | DEŇ    | ZÁPASY    | PREDBEŽNÉ KURZY / SKUTOČNÉ KURZY |          |      |      |       |      |       |  | VÁŠ TIP | VÝSLEDK |
|------------|--------|-----------|----------------------------------|----------|------|------|-------|------|-------|--|---------|---------|
|            |        |           | 1                                | 10       | 0    | 02   | 2     |      |       |  |         |         |
|            | 10.10. | ČINA      | -                                | GUAM     | 1,01 | 1,00 | 15,00 | 8,30 | 18,50 |  |         |         |
|            | 10.10. | SYRIA     | -                                | MALEDIVY | 1,05 | 1,00 | 9,00  | 6,30 | 21,00 |  |         |         |
|            | 10.10. | AUSTRÁLIA | -                                | NEPÁL    | 1,01 | 1,00 | 15,00 | 8,30 | 18,50 |  |         |         |



|                           |   |   |   |               |      |             |   |   |   |      |              |   |   |      |              |
|---------------------------|---|---|---|---------------|------|-------------|---|---|---|------|--------------|---|---|------|--------------|
| 5. ALBÁNSKO U21           | 4 | 0 | 2 | 2             | 5:10 | 2           | 0 | 0 | 2 | 1:6  | 0            | 2 | 0 | 4:4  |              |
| 6. ANDORRA U21            | 3 | 0 | 1 | 2             | 3:9  | 1           | 0 | 1 | 2 | 3:9  | 0            | 0 | 0 | 0:0  |              |
| <b>SKUPINA 4</b>          |   |   |   | <b>CELKOM</b> |      | <b>DOMA</b> |   |   |   |      | <b>VONKU</b> |   |   |      | <b>POZN.</b> |
| 1. GRÉCKO U21             | 2 | 2 | 0 | 0             | 6:0  | 6           | 2 | 0 | 0 | 6:0  | 0            | 0 | 0 | 0:0  | POSTUP       |
| 2. ŠKÓTSKO U21            | 2 | 2 | 0 | 0             | 4:1  | 6           | 1 | 0 | 0 | 2:0  | 1            | 0 | 0 | 2:1  |              |
| 3. ČESKO U21              | 1 | 1 | 0 | 0             | 2:0  | 3           | 1 | 0 | 0 | 2:0  | 0            | 0 | 0 | 0:0  |              |
| 4. LITVA U21              | 3 | 1 | 0 | 2             | 3:3  | 3           | 0 | 0 | 0 | 0:0  | 1            | 0 | 2 | 3:3  |              |
| 5. CHORVÁTSKO U21         | 1 | 0 | 0 | 1             | 1:2  | 0           | 0 | 0 | 1 | 1:2  | 0            | 0 | 0 | 0:0  |              |
| 6. SAN MARINO U21         | 3 | 0 | 0 | 3             | 0:10 | 0           | 0 | 0 | 1 | 0:3  | 0            | 0 | 2 | 0:7  |              |
| <b>SKUPINA 5</b>          |   |   |   | <b>CELKOM</b> |      | <b>DOMA</b> |   |   |   |      | <b>VONKU</b> |   |   |      | <b>POZN.</b> |
| 1. POĽSKO U21             | 2 | 2 | 0 | 0             | 5:0  | 6           | 1 | 0 | 0 | 4:0  | 1            | 0 | 0 | 1:0  | POSTUP       |
| 2. BULHARSKO U21          | 2 | 1 | 1 | 0             | 4:0  | 4           | 0 | 1 | 0 | 0:0  | 1            | 0 | 0 | 4:0  |              |
| 3. RUSKO U21              | 2 | 1 | 1 | 0             | 1:0  | 4           | 1 | 0 | 0 | 1:0  | 0            | 1 | 0 | 0:0  |              |
| 4. LOTYŠSKO U21           | 2 | 0 | 1 | 1             | 1:2  | 1           | 0 | 0 | 1 | 0:1  | 0            | 1 | 0 | 1:1  |              |
| 5. SRBSKO U21             | 2 | 0 | 1 | 1             | 1:2  | 1           | 0 | 1 | 0 | 1:1  | 0            | 0 | 1 | 0:1  |              |
| 6. ESTONSKO U21           | 2 | 0 | 0 | 2             | 0:8  | 0           | 0 | 0 | 1 | 0:4  | 0            | 0 | 1 | 0:4  |              |
| <b>SKUPINA 6</b>          |   |   |   | <b>CELKOM</b> |      | <b>DOMA</b> |   |   |   |      | <b>VONKU</b> |   |   |      | <b>POZN.</b> |
| 1. ŠPANIELSKO U21         | 2 | 2 | 0 | 0             | 3:0  | 6           | 1 | 0 | 0 | 2:0  | 1            | 0 | 0 | 1:0  | POSTUP       |
| 2. KAZACHSTAN U21         | 4 | 2 | 0 | 2             | 6:5  | 6           | 0 | 0 | 2 | 1:3  | 2            | 0 | 0 | 5:2  |              |
| 3. SEVERNÁ MACEDÓNSKO U21 | 1 | 1 | 0 | 0             | 7:1  | 3           | 1 | 0 | 0 | 7:1  | 0            | 0 | 0 | 0:0  |              |
| 4. IZRAEL U21             | 1 | 1 | 0 | 0             | 2:1  | 3           | 0 | 0 | 0 | 0:0  | 1            | 0 | 0 | 2:1  |              |
| 5. ČIERNÁ HORA U21        | 3 | 1 | 0 | 2             | 4:4  | 3           | 1 | 0 | 1 | 4:2  | 0            | 0 | 1 | 0:2  |              |
| 6. FAERSKÉ OSTROVY U21    | 3 | 0 | 0 | 3             | 2:13 | 0           | 0 | 0 | 1 | 1:3  | 0            | 0 | 2 | 1:10 |              |
| <b>SKUPINA 7</b>          |   |   |   | <b>CELKOM</b> |      | <b>DOMA</b> |   |   |   |      | <b>VONKU</b> |   |   |      | <b>POZN.</b> |
| 1. PORTUGALSKO U21        | 2 | 2 | 0 | 0             | 6:0  | 6           | 1 | 0 | 0 | 4:0  | 1            | 0 | 0 | 2:0  | POSTUP       |
| 2. BIELORUSKO U21         | 2 | 1 | 0 | 1             | 10:2 | 3           | 1 | 0 | 1 | 10:2 | 0            | 0 | 0 | 0:0  |              |
| 3. HOLANDSKO U21          | 1 | 1 | 0 | 0             | 5:1  | 3           | 1 | 0 | 0 | 5:1  | 0            | 0 | 0 | 0:0  |              |
| 4. NÓRSKO U21             | 1 | 1 | 0 | 0             | 2:1  | 3           | 1 | 0 | 0 | 2:1  | 0            | 0 | 0 | 0:0  |              |
| 5. CYPRUS U21             | 3 | 1 | 0 | 2             | 3:7  | 3           | 1 | 0 | 0 | 1:0  | 0            | 0 | 2 | 2:7  |              |
| 6. GIBRALTAR U21          | 3 | 0 | 0 | 3             | 0:15 | 0           | 0 | 0 | 0 | 0:0  | 0            | 0 | 3 | 0:15 |              |
| <b>SKUPINA 8</b>          |   |   |   | <b>CELKOM</b> |      | <b>DOMA</b> |   |   |   |      | <b>VONKU</b> |   |   |      | <b>POZN.</b> |
| 1. FÍNSKO U21             | 2 | 1 | 1 | 0             | 3:1  | 4           | 0 | 1 | 0 | 1:1  | 1            | 0 | 0 | 2:0  | POSTUP       |
| 2. UKRAJINA U21           | 2 | 1 | 0 | 1             | 4:2  | 3           | 1 | 0 | 1 | 4:2  | 0            | 0 | 0 | 0:0  |              |
| 3. DÁNSKO U21             | 1 | 1 | 0 | 0             | 2:1  | 3           | 1 | 0 | 0 | 2:1  | 0            | 0 | 0 | 0:0  |              |
| 4. SEVERNÉ ÍRSKO U21      | 2 | 0 | 2 | 0             | 1:1  | 2           | 0 | 1 | 0 | 0:0  | 0            | 1 | 0 | 1:1  |              |
| 5. MALTA U21              | 2 | 0 | 1 | 1             | 0:4  | 1           | 0 | 0 | 0 | 0:0  | 0            | 1 | 1 | 0:4  |              |
| 6. RUMUNSKO U21           | 1 | 0 | 0 | 1             | 1:2  | 0           | 0 | 0 | 0 | 0:0  | 0            | 0 | 1 | 1:2  |              |
| <b>SKUPINA 9</b>          |   |   |   | <b>CELKOM</b> |      | <b>DOMA</b> |   |   |   |      | <b>VONKU</b> |   |   |      | <b>POZN.</b> |
| 1. BŔSNA HERCEGOVINA U21  | 2 | 1 | 1 | 0             | 4:0  | 4           | 1 | 0 | 0 | 4:0  | 0            | 1 | 0 | 0:0  | POSTUP       |
| 2. NEMECKO U21            | 1 | 1 | 0 | 0             | 5:1  | 3           | 0 | 0 | 0 | 0:0  | 1            | 0 | 0 | 5:1  |              |
| 3. WALES U21              | 2 | 1 | 0 | 1             | 2:5  | 3           | 1 | 0 | 1 | 2:5  | 0            | 0 | 0 | 0:0  |              |
| 4. BELGICKO U21           | 2 | 0 | 1 | 1             | 0:1  | 1           | 0 | 1 | 0 | 0:0  | 0            | 0 | 1 | 0:1  |              |
| 5. MOLDAVSKO U21          | 1 | 0 | 0 | 1             | 0:4  | 0           | 0 | 0 | 0 | 0:0  | 0            | 0 | 1 | 0:4  |              |

POSTUJE ROVNAKO ŠEŠŤ NAJLEPŠÍCH TÍMOV Z DRUHÝCH MIEST.

### LIGA NÁRODOV, CONCACAF

#### LIGA A

|                    |   |   |   |               |     |             |   |   |   |     |              |   |   |     |              |
|--------------------|---|---|---|---------------|-----|-------------|---|---|---|-----|--------------|---|---|-----|--------------|
| <b>SKUPINA 1</b>   |   |   |   | <b>CELKOM</b> |     | <b>DOMA</b> |   |   |   |     | <b>VONKU</b> |   |   |     | <b>POZN.</b> |
| 1. KANADA          | 2 | 2 | 0 | 0             | 7:0 | 6           | 1 | 0 | 0 | 6:0 | 1            | 0 | 0 | 1:0 | SF           |
| 2. USA             | 0 | 0 | 0 | 0             | 0:0 | 0           | 0 | 0 | 0 | 0:0 | 0            | 0 | 0 | 0:0 |              |
| 3. KUBA            | 2 | 0 | 0 | 2             | 0:7 | 0           | 0 | 0 | 1 | 0:1 | 0            | 0 | 1 | 0:6 | ZOSTUP       |
| <b>SKUPINA 2</b>   |   |   |   | <b>CELKOM</b> |     | <b>DOMA</b> |   |   |   |     | <b>VONKU</b> |   |   |     | <b>POZN.</b> |
| 1. PANAMA          | 2 | 1 | 0 | 1             | 4:3 | 3           | 0 | 0 | 1 | 0:2 | 1            | 0 | 0 | 4:1 | SF           |
| 2. BERMUDY         | 2 | 1 | 0 | 1             | 3:4 | 3           | 0 | 0 | 1 | 1:4 | 1            | 0 | 0 | 2:0 |              |
| 3. MEXIKO          | 0 | 0 | 0 | 0             | 0:0 | 0           | 0 | 0 | 0 | 0:0 | 0            | 0 | 0 | 0:0 | ZOSTUP       |
| <b>SKUPINA 3</b>   |   |   |   | <b>CELKOM</b> |     | <b>DOMA</b> |   |   |   |     | <b>VONKU</b> |   |   |     | <b>POZN.</b> |
| 1. MARTINIQUE      | 2 | 0 | 2 | 0             | 3:3 | 2           | 0 | 1 | 0 | 1:1 | 0            | 1 | 0 | 2:2 | SF           |
| 2. TRINIDAD TOBAGO | 2 | 0 | 2 | 0             | 3:3 | 2           | 0 | 1 | 0 | 2:2 | 0            | 1 | 0 | 1:1 |              |
| 3. HONDURAS        | 0 | 0 | 0 | 0             | 0:0 | 0           | 0 | 0 | 0 | 0:0 | 0            | 0 | 0 | 0:0 | ZOSTUP       |
| <b>SKUPINA 4</b>   |   |   |   | <b>CELKOM</b> |     | <b>DOMA</b> |   |   |   |     | <b>VONKU</b> |   |   |     | <b>POZN.</b> |
| 1. CURACAO         | 2 | 1 | 1 | 0             | 2:1 | 4           | 1 | 0 | 0 | 1:0 | 0            | 1 | 0 | 1:1 | SF           |
| 2. HAITI           | 2 | 0 | 1 | 1             | 1:2 | 1           | 0 | 1 | 0 | 1:1 | 0            | 0 | 1 | 0:1 |              |
| 3. KOSTARIKA       | 0 | 0 | 0 | 0             | 0:0 | 0           | 0 | 0 | 0 | 0:0 | 0            | 0 | 0 | 0:0 | ZOSTUP       |

#### LIGA B

|                           |   |   |   |               |      |             |   |   |   |     |              |   |   |     |              |
|---------------------------|---|---|---|---------------|------|-------------|---|---|---|-----|--------------|---|---|-----|--------------|
| <b>SKUPINA 1</b>          |   |   |   | <b>CELKOM</b> |      | <b>DOMA</b> |   |   |   |     | <b>VONKU</b> |   |   |     | <b>POZN.</b> |
| 1. GRENADA                | 2 | 2 | 0 | 0             | 4:2  | 6           | 1 | 0 | 0 | 2:1 | 1            | 0 | 0 | 2:1 | POSTUP       |
| 2. FRANCÚZSKA GUYANA      | 2 | 1 | 1 | 0             | 5:2  | 4           | 0 | 0 | 0 | 0:0 | 1            | 1 | 0 | 5:2 |              |
| 3. SVATÝ KRÝSTOF          | 2 | 0 | 1 | 1             | 3:4  | 1           | 0 | 1 | 0 | 2:2 | 0            | 0 | 1 | 1:2 |              |
| 4. BELIZE                 | 2 | 0 | 0 | 2             | 1:5  | 0           | 0 | 0 | 1 | 1:2 | 0            | 0 | 1 | 0:3 | ZOSTUP       |
| <b>SKUPINA 2</b>          |   |   |   | <b>CELKOM</b> |      | <b>DOMA</b> |   |   |   |     | <b>VONKU</b> |   |   |     | <b>POZN.</b> |
| 1. MONTSERRAT             | 2 | 1 | 1 | 0             | 3:2  | 4           | 1 | 1 | 0 | 3:2 | 0            | 0 | 0 | 0:0 | POSTUP       |
| 2. SALVADOR               | 2 | 1 | 0 | 1             | 3:1  | 3           | 1 | 0 | 0 | 3:0 | 0            | 0 | 1 | 0:1 |              |
| 3. DOMINIKÁNSKA REPUBLIKA | 2 | 1 | 0 | 1             | 2:2  | 3           | 1 | 0 | 0 | 1:0 | 0            | 0 | 1 | 1:2 |              |
| 4. SVATÁ LUCIE            | 2 | 0 | 1 | 1             | 1:4  | 1           | 0 | 0 | 0 | 0:0 | 0            | 1 | 1 | 1:4 | ZOSTUP       |
| <b>SKUPINA 3</b>          |   |   |   | <b>CELKOM</b> |      | <b>DOMA</b> |   |   |   |     | <b>VONKU</b> |   |   |     | <b>POZN.</b> |
| 1. JAMAJKA                | 2 | 2 | 0 | 0             | 10:0 | 6           | 1 | 0 | 0 | 6:0 | 1            | 0 | 0 | 4:0 | POSTUP       |
| 2. GUYANA                 | 2 | 1 | 0 | 1             | 1:4  | 3           | 0 | 0 | 1 | 0:4 | 1            | 0 | 0 | 1:0 |              |
| 3. ANTIGUA A BARBUDA      | 2 | 1 | 0 | 1             | 2:7  | 3           | 1 | 0 | 0 | 2:1 | 0            | 0 | 1 | 0:6 |              |
| 4. ARUBA                  | 2 | 0 | 0 | 2             | 1:3  | 0           | 0 | 0 | 1 | 0:1 | 0            | 0 | 1 | 1:2 | ZOSTUP       |
| <b>SKUPINA 4</b>          |   |   |   | <b>CELKOM</b> |      | <b>DOMA</b> |   |   |   |     | <b>VONKU</b> |   |   |     | <b>POZN.</b> |
| 1. SURINAM                | 2 | 2 | 0 | 0             | 8:1  | 6           | 1 | 0 | 0 | 6:0 | 1            | 0 | 0 | 2:1 | POSTUP       |
| 2. SVATÝ VINCENC          | 2 | 1 | 1 | 0             | 2:1  | 4           | 1 | 0 | 0 | 1:0 | 0            | 1 | 0 | 1:1 |              |
| 3. NIKARAGUA              | 2 | 0 | 1 | 1             | 1:7  | 1           | 0 | 1 | 0 | 1:1 | 0            | 0 | 1 | 0:6 |              |
| 4. DOMINIKA               | 2 | 0 | 0 | 2             | 1:3  | 0           | 0 | 0 | 1 | 1:2 | 0            | 0 | 1 | 0:1 | ZOSTUP       |

#### LIGA C

|                              |   |   |   |               |      |             |   |   |   |      |              |   |   |      |              |
|------------------------------|---|---|---|---------------|------|-------------|---|---|---|------|--------------|---|---|------|--------------|
| <b>SKUPINA 1</b>             |   |   |   | <b>CELKOM</b> |      | <b>DOMA</b> |   |   |   |      | <b>VONKU</b> |   |   |      | <b>POZN.</b> |
| 1. KAJMANSKÉ OSTROVY         | 2 | 2 | 0 | 0             | 5:2  | 6           | 1 | 0 | 0 | 3:2  | 1            | 0 | 0 | 2:0  | POSTUP       |
| 2. BARBADOS                  | 2 | 1 | 0 | 1             | 6:3  | 3           | 1 | 0 | 0 | 4:0  | 0            | 0 | 1 | 2:3  |              |
| 3. AMERICKE PANENSKÉ OSTROVY | 2 | 1 | 0 | 1             | 2:3  | 3           | 0 | 0 | 1 | 0:2  | 1            | 0 | 0 | 2:1  |              |
| 4. SVATÝ MARTIN (FRA)        | 2 | 0 | 0 | 2             | 1:6  | 0           | 0 | 0 | 1 | 1:2  | 0            | 0 | 1 | 0:4  |              |
| <b>SKUPINA 2</b>             |   |   |   | <b>CELKOM</b> |      | <b>DOMA</b> |   |   |   |      | <b>VONKU</b> |   |   |      | <b>POZN.</b> |
| 1. BONAIRE                   | 2 | 1 | 0 | 1             | 5:4  | 3           | 1 | 0 | 0 | 4:2  | 0            | 0 | 1 | 1:2  | POSTUP       |
| 2. BAHAMY                    | 1 | 1 | 0 | 0             | 2:1  | 3           | 1 | 0 | 0 | 2:1  | 0            | 0 | 0 | 0:0  |              |
| 3. BRITSKE PANENSKÉ OSTROVY  | 1 | 0 | 0 | 1             | 2:4  | 0           | 0 | 0 | 0 | 0:0  | 0            | 0 | 1 | 2:4  |              |
| <b>SKUPINA 3</b>             |   |   |   | <b>CELKOM</b> |      | <b>DOMA</b> |   |   |   |      | <b>VONKU</b> |   |   |      | <b>POZN.</b> |
| 1. GUATEMALA                 | 2 | 2 | 0 | 0             | 15:0 | 6           | 1 | 0 | 0 | 10:0 | 1            | 0 | 0 | 5:0  | POSTUP       |
| 2. PORTORIKO                 | 1 | 0 | 0 | 1             | 0:5  | 0           | 0 | 0 | 1 | 0:5  | 0            | 0 | 0 | 0:0  |              |
| 3. ANGUILLA                  | 1 | 0 | 0 | 1             | 0:10 | 0           | 0 | 0 | 0 | 0:0  | 0            | 0 | 1 | 0:10 |              |
| <b>SKUPINA 4</b>             |   |   |   | <b>CELKOM</b> |      | <b>DOMA</b> |   |   |   |      | <b>VONKU</b> |   |   |      | <b>POZN.</b> |
| 1. GUADELOUPE                | 2 | 2 | 0 | 0             | 8:1  | 6           | 1 | 0 | 0 | 5:1  | 1            | 0 | 0 | 3:0  | POSTUP       |
| 2. TURKS A CAICOS            | 1 | 0 | 0 | 1             | 0:3  | 0           | 0 | 0 | 1 | 0:3  | 0            | 0 | 0 | 0:0  |              |
| 3. SVATÝ MARTIN (NIZ)        | 1 | 0 | 0 | 1             | 1:5  | 0           | 0 | 0 | 0 | 0:0  | 0            | 0 | 1 | 1:5  |              |

|        |               |   |                 |      |  |      |  |      |  |      |  |      |  |  |  |
|--------|---------------|---|-----------------|------|--|------|--|------|--|------|--|------|--|--|--|
| 08.10. | AFC WIMBLEDON | - | LEYTON          | 1,90 |  | 1,20 |  | 3,25 |  | 1,71 |  | 3,61 |  |  |  |
| 08.10. | CHEL TENHAM   | - | WEST HAM U21    | 2,10 |  | 1,27 |  | 3,20 |  | 1,57 |  | 3,10 |  |  |  |
| 08.10. | IPSWICH       | - | GILLINGHAM      | 1,50 |  | 1,06 |  | 3,60 |  | 2,25 |  | 6,00 |  |  |  |
| 08.10. | MANSFIELD     | - | CREWE           | 2,00 |  | 1,23 |  | 3,20 |  | 1,64 |  | 3,35 |  |  |  |
| 08.10. | NEWPORT       | - | EXETER          | 2,35 |  | 1,34 |  | 3,15 |  | 1,46 |  | 2,72 |  |  |  |
| 08.10. | OLDHAM        | - | ACCRINGTON      | 3,00 |  | 1,55 |  | 3,20 |  | 1,29 |  | 2,15 |  |  |  |
| 08.10. | OXFORD        | - | PORTSMOUTH      | 2,65 |  | 1,36 |  | 2,80 |  | 1,36 |  | 2,65 |  |  |  |
| 08.10. | SUNDERLAND    | - | GRIMSBY         | 1,40 |  | 1,04 |  | 4,10 |  | 2,52 |  | 6,50 |  |  |  |
| 08.10. | SWINDON       | - | PLYMOUTH        | 1,95 |  | 1,21 |  | 3,20 |  | 1,67 |  | 3,50 |  |  |  |
| 08.10. | TRANMERE      | - | ASTON VILLA U21 | 1,85 |  | 1,19 |  | 3,30 |  | 1,75 |  | 3,74 |  |  |  |
| 08.10. | WYCOMBE       | - | STEVENAGE       | 1,55 |  | 1,07 |  | 3,50 |  | 2,15 |  | 5,50 |  |  |  |

JAPONSKÝ LIGOVÝ POHÁR

| ČÍSLO UDAL | DEŇ      | SEMIFINÁLE - 1. ZÁPASY | PREDBEŽNÉ KURZY / SKUTOČNÉ KURZY |      |      |      |      | VÁŠ TIP | VÝSLEDOK |  |
|------------|----------|------------------------|----------------------------------|------|------|------|------|---------|----------|--|
|            |          |                        | 1                                | 10   | 0    | 02   | 2    |         |          |  |
| 09.10.     | GAMBA    | -                      | SAPPORO                          | 2,15 | 1,29 | 3,20 | 1,55 | 3,00    |          |  |
| 09.10.     | KAWASAKI | -                      | KASHIMA                          | 2,15 | 1,29 | 3,20 | 1,55 | 3,00    |          |  |

PORTUGALSKÝ LIGOVÝ POHÁR

| ČÍSLO UDAL | DEŇ      | 3. KOLO | PREDBEŽNÉ KURZY / SKUTOČNÉ KURZY |      |      |      |      | VÁŠ TIP | VÝSLEDOK |  |
|------------|----------|---------|----------------------------------|------|------|------|------|---------|----------|--|
|            |          |         | 1                                | 10   | 0    | 02   | 2    |         |          |  |
| 13.10.     | PENAFIEL | -       | FERREIRA                         | 2,65 | 1,41 | 3,00 | 1,36 | 2,50    |          |  |
| 13.10.     | BRAGA    | -       | MARITIMO                         | 1,40 | 1,04 | 4,10 | 2,52 | 6,50    |          |  |

ŠKÓTSKY CHALLENGE CUP

| ČÍSLO UDAL | DEŇ           | 3. KOLO | PREDBEŽNÉ KURZY / SKUTOČNÉ KURZY |      |      |      |      | VÁŠ TIP | VÝSLEDOK |  |
|------------|---------------|---------|----------------------------------|------|------|------|------|---------|----------|--|
|            |               |         | 1                                | 10   | 0    | 02   | 2    |         |          |  |
| 12.10.     | AIRDRIE       | -       | ELGIN                            | 1,60 | 1,10 | 3,50 | 2,06 | 5,00    |          |  |
| 12.10.     | ARBROATH      | -       | CLYDE                            | 1,60 | 1,10 | 3,50 | 2,06 | 5,00    |          |  |
| 12.10.     | CALEDONIAN    | -       | ALLOA                            | 1,55 | 1,07 | 3,50 | 2,15 | 5,50    |          |  |
| 12.10.     | PARTICK       | -       | CONNAHS QUAY                     | 1,55 | 1,07 | 3,50 | 2,15 | 5,50    |          |  |
| 12.10.     | RAITH         | -       | GLENAVON                         | 1,75 | 1,16 | 3,40 | 1,85 | 4,07    |          |  |
| 11.10.     | STENHOUSEMUIR | -       | WATERFORD F.                     | 2,10 | 1,27 | 3,20 | 1,57 | 3,10    |          |  |
| 12.10.     | WREXHAM       | -       | ST. MIRREN                       | 2,75 | 1,48 | 3,20 | 1,34 | 2,30    |          |  |

VELŠSKÝ LIGOVÝ POHÁR

| ČÍSLO UDAL | DEŇ  | 3. KOLO | PREDBEŽNÉ KURZY / SKUTOČNÉ KURZY |      |      |      |      | VÁŠ TIP | VÝSLEDOK |  |
|------------|------|---------|----------------------------------|------|------|------|------|---------|----------|--|
|            |      |         | 1                                | 10   | 0    | 02   | 2    |         |          |  |
| 08.10.     | BALA | -       | BANGOR C.                        | 2,40 | 1,36 | 3,15 | 1,44 | 2,65    |          |  |

ČFL

| ČÍSLO UDAL | DEŇ  | 3. KOLO | PREDBEŽNÉ KURZY / SKUTOČNÉ KURZY |      |      |      |      | VÁŠ TIP | VÝSLEDOK |  |
|------------|------|---------|----------------------------------|------|------|------|------|---------|----------|--|
|            |      |         | 1                                | 10   | 0    | 02   | 2    |         |          |  |
| 08.10.     | BALA | -       | BANGOR C.                        | 2,40 | 1,36 | 3,15 | 1,44 | 2,65    |          |  |

2. SLOVENSKÁ FUTBALOVÁ LIGA

| ČÍSLO UDAL | DEŇ          | ZÁPASY 13. KOLA | VÝSLEDKY V ROKU |           |     |     |           | PREDBEŽNÉ KURZY |      |      |      |    | VÁŠ TIP | VÝSLEDOK |
|------------|--------------|-----------------|-----------------|-----------|-----|-----|-----------|-----------------|------|------|------|----|---------|----------|
|            |              |                 | D               | 2018-2019 | V   | D   | 2017-2018 | V               | 1    | 10   | 0    | 02 |         |          |
| 12.10.     | BARDEJOV     | -               | L. MIKULÁS      | 1:1       | 2:3 | 3:3 | 2,63      | 1,42            | 3,10 | 1,37 | 2,45 |    |         |          |
| 12.10.     | DUBNICA      | -               | FC KOŠICE       |           |     |     | 1,45      | 1,06            | 3,90 | 2,37 | 6,10 |    |         |          |
| 12.10.     | PÚCHOV       | -               | SLOVAN B        |           |     |     | 1,85      | 1,19            | 3,30 | 1,75 | 3,74 |    |         |          |
| 13.10.     | PETRŽALKA    | -               | B. BYSTRICA     | 3:1       | 2:0 |     | 2,75      | 1,48            | 3,20 | 1,34 | 2,30 |    |         |          |
| 13.10.     | RUZOMBEROK B | -               | PODBREZOVA      |           |     |     | 2,10      | 1,27            | 3,20 | 1,57 | 3,10 |    |         |          |
| 13.10.     | ŠAMORIN      | -               | POPRAD          | 0:4       | 2:3 | 3:0 | 3,35      | 1,64            | 3,20 | 1,23 | 2,00 |    |         |          |
| 12.10.     | ZILINA B     | -               | SKALICA         | 4:3       | 1:5 | 2:0 | 2,20      | 1,30            | 3,20 | 1,52 | 2,91 |    |         |          |
| 13.10.     | TREBIŠOV     | -               | KOMARNO         | 0:1       | 1:2 | 0:2 | 2,35      | 1,34            | 3,15 | 1,46 | 2,72 |    |         |          |

VÝSLEDKY POSLEDNÝCH ZÁPASOV

| B. BYSTRICA  | DUBNICA         | FC KOŠICE | 3:1              | KOMARNO (V) | 3:1            | L. MIKULÁS | 2:1             | SKALICA (V) | 1:3              | POPRAD | 2:0             | RUZOMBEROK B | 2:0 | POZN. | POSTUP |
|--------------|-----------------|-----------|------------------|-------------|----------------|------------|-----------------|-------------|------------------|--------|-----------------|--------------|-----|-------|--------|
| BARDEJOV     | SKALICA (V)     | 0:3       | POPRAD           | 1:0         | PODBREZOVA (V) | 1:2        | SLOVAN B        | 2:0         | PÚCHOV (V)       | 1:0    | 3               | RUZOMBEROK B | 2:0 |       |        |
| DUBNICA      | B. BYSTRICA (V) | 3:3       | KOMARNO          | 4:1         | L. MIKULÁS (V) | 3:1        | SKALICA         | 2:1         | POPRAD (V)       | 2:3    | PODBREZOVA      | 3:1          |     |       |        |
| FC KOŠICE    | PÚCHOV          | 0:0       | B. BYSTRICA (V)  | 1:3         | RUZOMBEROK B   | 5:0        | KOMARNO (V)     | 0:0         | ŠAMORIN          | 1:1    | L. MIKULÁS (V)  | 0:1          |     |       |        |
| KOMARNO      | PETRŽALKA       | 0:0       | DUBNICA (V)      | 1:4         | B. BYSTRICA    | 1:3        | FC KOŠICE       | 0:0         | L. MIKULÁS (V)   | 1:4    | SKALICA         | 1:1          |     |       |        |
| L. MIKULÁS   | TREBIŠOV        | 0:0       | PETRŽALKA (V)    | 3:4         | DUBNICA        | 1:2        | B. BYSTRICA (V) | 1:2         | KOMARNO          | 4:1    | FC KOŠICE       | 1:0          |     |       |        |
| PETRŽALKA    | KOMARNO (V)     | 0:0       | L. MIKULÁS       | 4:3         | SKALICA (V)    | 0:2        | POPRAD          | 1:3         | PODBREZOVA (V)   | 0:2    | SLOVAN B        | 3:0          |     |       |        |
| PODBREZOVA   | ŠAMORIN         | 1:0       | ZILINA B (V)     | 1:4         | BARDEJOV       | 2:1        | TREBIŠOV        | 3:0         | PETRŽALKA        | 2:0    | DUBNICA (V)     | 1:3          |     |       |        |
| POPRAD       | ZILINA B        | 0:1       | BARDEJOV (V)     | 0:1         | TREBIŠOV       | 2:0        | PETRŽALKA (V)   | 3:1         | DUBNICA          | 3:2    | B. BYSTRICA (V) | 0:2          |     |       |        |
| PÚCHOV       | FC KOŠICE (V)   | 0:0       | RUZOMBEROK B (V) | 0:2         | ŠAMORIN        | 5:3        | ZILINA B (V)    | 2:1         | BARDEJOV         | 3:0    | TREBIŠOV (V)    | 1:0          |     |       |        |
| RUZOMBEROK B | SLOVAN B (V)    | 0:0       | PÚCHOV           | 2:0         | FC KOŠICE (V)  | 0:5        | ŠAMORIN (V)     | 1:0         | ZILINA B         | 1:4    | BARDEJOV (V)    | 0:2          |     |       |        |
| SKALICA      | BARDEJOV        | 3:0       | TREBIŠOV (V)     | 4:1         | PETRŽALKA      | 2:0        | DUBNICA (V)     | 1:2         | B. BYSTRICA      | 3:1    | KOMARNO (V)     | 1:1          |     |       |        |
| SLOVAN B     | RUZOMBEROK B    | 0:0       | ŠAMORIN (V)      | 0:3         | ZILINA B       | 2:5        | BARDEJOV (V)    | 0:2         | TREBIŠOV         | 2:1    | PETRŽALKA (V)   | 0:3          |     |       |        |
| TREBIŠOV     | L. MIKULÁS (V)  | 0:0       | SKALICA          | 1:4         | POPRAD (V)     | 0:2        | PODBREZOVA (V)  | 0:3         | SLOVAN B (V)     | 1:2    | PÚCHOV          | 0:1          |     |       |        |
| ZILINA B     | POPRAD (V)      | 1:0       | PODBREZOVA       | 4:1         | SLOVAN B (V)   | 5:2        | PÚCHOV          | 1:2         | RUZOMBEROK B (V) | 4:1    | ŠAMORIN         | 3:1          |     |       |        |
| ŠAMORIN      | PODBREZOVA (V)  | 0:1       | SLOVAN B         | 3:0         | PÚCHOV (V)     | 3:5        | RUZOMBEROK B    | 0:1         | FC KOŠICE (V)    | 1:1    | ZILINA B (V)    | 1:3          |     |       |        |

TABUČKA PÓ 12. KOLE

| ČÍSLO UDAL | DEŇ          | 3. KOLO | CELKOM |    |   |       |      | DOMA |    |   |    |       | VONKU |    |   |    |       | VÁŠ TIP | VÝSLEDOK |        |
|------------|--------------|---------|--------|----|---|-------|------|------|----|---|----|-------|-------|----|---|----|-------|---------|----------|--------|
|            |              |         | 1      | 10 | 0 | 02    | 2    | 1    | 10 | 0 | 02 | 2     | 1     | 10 | 0 | 02 | 2     |         |          |        |
| 1.         | DUBNICA      | 12      | 10     | 1  | 1 | 33:15 | 4,00 | 31   | 6  | 0 | 0  | 15:4  | 3,17  | 4  | 1 | 1  | 18:11 | 4,83    |          |        |
| 2.         | B. BYSTRICA  | 12      | 9      | 1  | 2 | 32:16 | 4,00 | 28   | 6  | 1 | 1  | 24:11 | 4,38  | 3  | 0 | 1  | 8:5   | 3,25    |          |        |
| 3.         | SKALICA      | 12      | 8      | 2  | 2 | 22:12 | 2,83 | 26   | 6  | 1 | 0  | 14:3  | 2,43  | 2  | 1 | 2  | 8:9   | 3,40    |          |        |
| 4.         | ZILINA B     | 12      | 8      | 0  | 4 | 30:21 | 4,25 | 24   | 3  | 0 | 2  | 13:10 | 4,60  | 5  | 0 | 2  | 17:11 | 4,00    |          |        |
| 5.         | POPRAD       | 12      | 8      | 0  | 4 | 20:11 | 2,58 | 24   | 5  | 0 | 2  | 12:7  | 2,71  | 3  | 0 | 2  | 8:4   | 2,40    |          |        |
| 6.         | RUZOMBEROK B | 12      | 6      | 1  | 5 | 19:21 | 3,33 | 19   | 3  | 0 | 2  | 11:10 | 4,20  | 3  | 1 | 3  | 8:11  | 2,71    |          |        |
| 7.         | PODBREZOVA   | 12      | 6      | 0  | 6 | 17:18 | 2,92 | 18   | 6  | 0 | 2  | 14:7  | 2,63  | 0  | 0 | 4  | 3:11  | 3,50    |          |        |
| 8.         | PETRŽALKA    | 12      | 5      | 2  | 5 | 21:21 | 3,50 | 17   | 4  | 0 | 2  | 17:13 | 5,00  | 1  | 2 | 3  | 4:8   | 2,00    |          |        |
| 9.         | PÚCHOV       | 12      | 4      | 3  | 5 | 16:15 | 2,58 | 15   | 2  | 1 | 2  | 11:8  | 3,80  | 2  | 2 | 3  | 5:7   | 1,71    |          |        |
| 10.        | BARDEJOV     | 12      | 4      | 2  | 6 | 13:17 | 2,50 | 14   | 3  | 1 | 2  | 8:5   | 2,17  | 1  | 1 | 4  | 5:12  | 2,83    |          |        |
| 11.        | L. MIKULÁS   | 12      | 4      | 2  | 6 | 15:20 | 2,92 | 14   | 3  | 1 | 3  | 8:8   | 2,29  | 1  | 1 | 3  | 7:12  | 3,80    |          |        |
| 12.        | KOMARNO      | 12      | 3      | 4  | 5 | 11:20 | 2,58 | 13   | 2  | 4 | 1  | 7:6   | 1,86  | 1  | 0 | 4  | 4:14  | 3,60    |          |        |
| 13.        | FC KOŠICE    | 12      | 2      | 4  | 6 | 14:15 | 2,42 | 10   | 2  | 3 | 1  | 10:5  | 2,50  | 0  | 1 | 5  | 4:10  | 2,33    |          | ZOSTUP |
| 14.        | ŠAMORIN      | 12      | 2      | 3  | 7 | 13:25 | 3,17 | 9    | 2  | 1 | 1  | 7:4   | 2,75  | 0  | 2 | 6  | 6:21  | 3,38    |          | ZOSTUP |

|              |    |   |   |   |       |      |   |   |   |   |     |      |   |   |   |       |      |        |
|--------------|----|---|---|---|-------|------|---|---|---|---|-----|------|---|---|---|-------|------|--------|
| 15. SLOVAN B | 12 | 2 | 1 | 9 | 8:23  | 2.58 | 7 | 2 | 1 | 3 | 8:9 | 2.83 | 0 | 0 | 6 | 0:14  | 2.33 | ZOSTUP |
| 16. TREBIŠOV | 12 | 0 | 4 | 8 | 11:25 | 3.00 | 4 | 0 | 1 | 2 | 1:5 | 2.00 | 0 | 3 | 6 | 10:20 | 3.33 | ZOSTUP |

## 2. NEMECKÁ FUTBALOVÁ LIGA

| ČÍSLO UDAL.                 | DEŇ       | DOHRÁVKA 9. KOLA      | VÝSLEDKY V ROKU |     |              |      | PREDBEŽNÉ KURZY |      |                |      |           | VÁŠ TIP  | VÝSLEDOK |   |       |      |      |        |
|-----------------------------|-----------|-----------------------|-----------------|-----|--------------|------|-----------------|------|----------------|------|-----------|--|----------|---|-------|------|------|--------|
|                             |           |                       | 2018-2019       |     | 2017-2018    |      | 1               | 10   | 0              | 02   | 2         |  |          |   |       |      |      |        |
|                             |           |                       | D               | V   | D            | V    |                 |      |                |      |           |  |          |   |       |      |      |        |
| 1281                        | 07.10.    | OSNABRÜCK - BIELEFELD |                 |     |              |      | 2,77            | 1,54 | 3,48           | 1,42 | 2,41      |  |          |   |       |      |      |        |
| VÝSLEDKY POSLEDNÝCH ZAPASOV |           |                       |                 |     |              |      |                 |      |                |      |           | (OZNACENIE PÍSMENOM (V) ZNAMENA ZÁPAS HRANY VONKU) |          |   |       |      |      |        |
| BIELEFELD                   | STUTTGART | 0:1                   | WEHEN (V)       | 5:2 | HANNOVER (V) | 2:0  | FURTH           | 2:2  | REGENSBURG (V) | 3:1  | AUE       | 3:1  |          |   |       |      |      |        |
| OSNABRÜCK                   | WEHEN (V) | 0:2                   | ST. PAULI       | 1:1 | AUE (V)      | 0:1  | KARLSRUHE       | 3:0  | NURNBERG (V)   | 0:1  | DARMSTADT | 4:0  |          |   |       |      |      |        |
| TABUĽKA PO 9. KOLE          |           |                       | CELKOM          |     |              |      | DOMA            |      |                |      | VONKU     |  |          |   | POZN. |      |      |        |
| 1. HAMBURG                  | 9         | 6                     | 2               | 1   | 21:7         | 3,11 | 20              | 4    | 1              | 0    | 11:1      | 2,40   | 2        | 1 | 1     | 10:6 | 4,00 | POSTUP |
| 2. STUTTGART                | 9         | 6                     | 2               | 1   | 15:9         | 2,67 | 20              | 4    | 0              | 1    | 9:5       | 2,80   | 2        | 2 | 0     | 6:4  | 2,50 | POSTUP |
| 3. BIELEFELD                | 8         | 4                     | 3               | 1   | 19:11        | 3,75 | 15              | 1    | 2              | 1    | 6:5       | 2,75   | 3        | 1 | 0     | 13:6 | 4,75 | BARAZ  |
| 4. AUE                      | 9         | 4                     | 3               | 2   | 14:13        | 3,00 | 15              | 3    | 1              | 0    | 8:3       | 2,75   | 1        | 2 | 2     | 6:10 | 3,20 |        |
| 5. ST. PAULI                | 9         | 3                     | 4               | 2   | 14:12        | 2,89 | 13              | 3    | 0              | 1    | 7:4       | 2,75   | 0        | 4 | 1     | 7:8  | 3,00 |        |
| 6. NURNBERG                 | 9         | 3                     | 4               | 2   | 15:14        | 3,22 | 13              | 1    | 3              | 1    | 5:8       | 2,60   | 2        | 1 | 1     | 10:6 | 4,00 |        |
| 7. HEIDENHEIM               | 9         | 3                     | 3               | 3   | 15:13        | 3,11 | 12              | 2    | 1              | 2    | 8:7       | 3,00   | 1        | 2 | 1     | 7:6  | 3,25 |        |
| 8. SANDHAUSEN               | 9         | 3                     | 3               | 3   | 10:10        | 2,22 | 12              | 2    | 2              | 1    | 7:6       | 2,60   | 1        | 1 | 2     | 3:4  | 1,75 |        |
| 9. KARLSRUHE                | 9         | 3                     | 3               | 3   | 13:15        | 3,11 | 12              | 2    | 1              | 1    | 8:7       | 3,75   | 1        | 2 | 2     | 5:8  | 2,60 |        |
| 10. REGENSBURG              | 9         | 3                     | 2               | 4   | 17:14        | 3,44 | 11              | 1    | 1              | 2    | 8:9       | 4,25   | 2        | 1 | 2     | 9:5  | 2,80 |        |
| 11. HANNOVER                | 9         | 3                     | 2               | 4   | 10:14        | 2,67 | 11              | 0    | 2              | 2    | 2:8       | 2,50   | 3        | 0 | 2     | 8:6  | 2,80 |        |
| 12. FURTH                   | 9         | 3                     | 2               | 4   | 9:14         | 2,56 | 11              | 2    | 0              | 2    | 3:6       | 2,25   | 1        | 2 | 2     | 6:8  | 2,80 |        |
| 13. OSNABRÜCK               | 8         | 3                     | 1               | 4   | 10:8         | 2,25 | 10              | 2    | 1              | 1    | 9:4       | 3,25   | 1        | 0 | 3     | 1:4  | 1,25 |        |
| 14. D. DRESDEN              | 9         | 2                     | 3               | 4   | 12:18        | 3,33 | 9               | 2    | 1              | 2    | 7:8       | 3,00   | 0        | 2 | 2     | 5:10 | 3,75 |        |
| 15. BOCHUM                  | 9         | 1                     | 5               | 3   | 16:19        | 3,89 | 8               | 0    | 4              | 0    | 10:10     | 5,00   | 1        | 1 | 3     | 6:9  | 3,00 |        |
| 16. KIEL                    | 9         | 2                     | 2               | 5   | 10:14        | 2,67 | 8               | 1    | 2              | 2    | 6:7       | 2,60   | 1        | 0 | 3     | 4:7  | 2,75 | BARAZ  |
| 17. DARMSTADT               | 9         | 1                     | 5               | 3   | 9:13         | 2,44 | 8               | 1    | 3              | 0    | 6:4       | 2,50   | 0        | 2 | 3     | 3:9  | 2,40 | ZOSTUP |
| 18. WEHEN                   | 9         | 2                     | 1               | 6   | 13:24        | 4,11 | 7               | 1    | 0              | 4    | 5:15      | 4,00   | 1        | 1 | 2     | 8:9  | 4,25 | ZOSTUP |

## 3. NEMECKÁ FUTBALOVÁ LIGA

| ČÍSLO UDAL.                 | DEŇ           | DOHRÁVKA 12. KOLA  | VÝSLEDKY V ROKU |     |           |     | PREDBEŽNÉ KURZY |      |      |       |       | VÁŠ TIP  | VÝSLEDOK |       |       |  |        |
|-----------------------------|---------------|--------------------|-----------------|-----|-----------|-----|-----------------|------|------|-------|-------|--|----------|-------|-------|--|--------|
|                             |               |                    | 2018-2019       |     | 2017-2018 |     | 1               | 10   | 0    | 02    | 2     |  |          |       |       |  |        |
|                             |               |                    | D               | V   | D         | V   |                 |      |      |       |       |  |          |       |       |  |        |
| 1705                        | 07.10.        | BOLTON - BLACKPOOL |                 |     |           |     | 3,71            | 1,79 | 3,50 | 1,18  | 1,80  |  |          |       |       |  |        |
| VÝSLEDKY POSLEDNÝCH ZAPASOV |               |                    |                 |     |           |     |                 |      |      |       |       | (OZNACENIE PÍSMENOM (V) ZNAMENA ZÁPAS HRANY VONKU) |          |       |       |  |        |
| BLACKPOOL                   | ROTHAMHAM     | 0:0                | MILTON          | 3:3 |           |     | 2,30            | 1,34 | 3,20 | 1,48  | 2,75  |  |          |       |       |  |        |
| BRISTOL R.                  | MILTON        | 0:0                |                 |     |           |     | 2,40            | 1,36 | 3,15 | 1,44  | 2,65  |  |          |       |       |  |        |
| BURTON                      | BOLTON        | 1:0                |                 |     |           |     | 1,70            | 1,13 | 3,40 | 1,91  | 4,37  |  |          |       |       |  |        |
| COVENTRY                    | TRANMERE      | 1:0                |                 |     |           |     | 1,65            | 1,12 | 3,50 | 1,98  | 4,56  |  |          |       |       |  |        |
| IPSWICH                     | WYCOMBE       | 1:0                |                 |     |           |     | 1,55            | 1,07 | 3,50 | 2,15  | 5,50  |  |          |       |       |  |        |
| OXFORD                      | DONCASTER     | 2:2                |                 | 2:2 |           |     | 2,10            | 1,27 | 3,20 | 1,57  | 3,10  |  |          |       |       |  |        |
| PETERBOROUGH                | LINCOLN FC    | 2:0                |                 |     |           |     | 2,10            | 1,27 | 3,20 | 1,57  | 3,10  |  |          |       |       |  |        |
| PORTSMOUTH                  | GILLINGHAM    | 0:2                |                 | 0:2 |           |     | 1,65            | 1,12 | 3,50 | 1,98  | 4,56  |  |          |       |       |  |        |
| ROCHDALE                    | ACCRINGTON    | 1:2                |                 |     |           |     | 2,30            | 1,34 | 3,20 | 1,48  | 2,75  |  |          |       |       |  |        |
| SOUTHEND                    | AFC WIMBLEDON | 0:1                |                 | 1:2 |           | 3:0 | 2:0             | 2,40 | 1,36 | 3,15  | 1,44  | 2,65   |          |       |       |  |        |
| SUNDERLAND                  | FLEETWOOD     | 1:1                |                 |     |           |     | 1,90            | 1,20 | 3,25 | 1,71  | 3,61  |  |          |       |       |  |        |
| TABUĽKA                     |               |                    | CELKOM          |     |           |     | DOMA            |      |      |       | VONKU |  |          |       | POZN. |  |        |
| 1. UNTERHACHING             | 11            | 6                  | 4               | 1   | 19:14     | 2,2 | 4               | 1    | 1    | 12:10 | 2     | 3  | 0        | 7:4   |       |  | POSTUP |
| 2. HALLESCHER               | 11            | 6                  | 3               | 2   | 21:10     | 2,1 | 3               | 2    | 1    | 12:6  | 3     | 1  | 1        | 9:4   |       |  | POSTUP |
| 3. BRAUNSCHWEIG             | 11            | 6                  | 2               | 3   | 20:14     | 2,0 | 2               | 1    | 2    | 9:9   | 4     | 1  | 1        | 11:5  |       |  | BARAZ  |
| 4. DUISBURG                 | 11            | 6                  | 1               | 4   | 24:18     | 1,9 | 4               | 0    | 1    | 12:6  | 2     | 1  | 3        | 12:12 |       |  |        |
| 5. MANNHEIM                 | 11            | 4                  | 6               | 1   | 20:12     | 1,8 | 2               | 2    | 1    | 10:6  | 2     | 4  | 0        | 10:6  |       |  |        |
| 6. INGOLSTADT               | 11            | 5                  | 3               | 3   | 21:14     | 1,8 | 2               | 2    | 1    | 10:7  | 3     | 1  | 2        | 11:7  |       |  |        |
| 7. VIKTORIA KÖLN            | 11            | 5                  | 3               | 3   | 22:19     | 1,8 | 2               | 2    | 2    | 8:8   | 3     | 1  | 1        | 14:11 |       |  |        |
| 8. BAYERN (AM)              | 11            | 5                  | 2               | 4   | 21:20     | 1,7 | 3               | 1    | 2    | 11:11 | 2     | 1  | 2        | 10:9  |       |  |        |
| 9. MAGDEBURG                | 11            | 3                  | 7               | 1   | 17:10     | 1,6 | 2               | 2    | 1    | 12:7  | 1     | 5  | 0        | 5:3   |       |  |        |
| 10. ROSTOCK                 | 11            | 4                  | 4               | 3   | 14:13     | 1,6 | 3               | 2    | 1    | 9:7   | 1     | 2  | 2        | 5:6   |       |  |        |
| 11. ZWICKAU                 | 11            | 4                  | 3               | 4   | 17:15     | 1,5 | 2               | 1    | 2    | 10:7  | 2     | 2  | 2        | 7:8   |       |  |        |
| 12. MEPPEN                  | 11            | 4                  | 2               | 5   | 21:16     | 1,4 | 2               | 0    | 3    | 11:8  | 2     | 2  | 2        | 10:8  |       |  |        |
| 13. MUNCHEN 1860            | 10            | 4                  | 2               | 4   | 14:16     | 1,4 | 3               | 2    | 0    | 10:3  | 1     | 0  | 4        | 4:13  |       |  |        |
| 14. KAISERSLAUTERN          | 11            | 3                  | 4               | 4   | 18:23     | 1,3 | 1               | 4    | 1    | 6:7   | 2     | 0  | 3        | 12:16 |       |  |        |
| 15. UERDINGEN               | 11            | 3                  | 4               | 4   | 12:17     | 1,3 | 1               | 2    | 3    | 4:10  | 2     | 2  | 1        | 8:7   |       |  |        |
| 16. WÜRZBURG                | 10            | 4                  | 0               | 6   | 17:27     | 1,2 | 3               | 0    | 2    | 9:10  | 1     | 0  | 4        | 8:17  |       |  |        |
| 17. GROSSASPACH             | 11            | 3                  | 2               | 6   | 13:25     | 1,1 | 1               | 2    | 3    | 8:15  | 2     | 0  | 3        | 5:10  |       |  |        |
| 18. MÜNSTER                 | 11            | 2                  | 4               | 5   | 16:21     | 1,0 | 2               | 1    | 2    | 9:10  | 0     | 3  | 3        | 7:11  |       |  | ZOSTUP |
| 19. CHEMNITZ                | 11            | 2                  | 3               | 6   | 15:21     | 0,9 | 2               | 2    | 2    | 9:9   | 0     | 1  | 4        | 6:12  |       |  | ZOSTUP |
| 20. JENA                    | 11            | 0                  | 1               | 10  | 8:25      | 0,8 | 1               | 0    | 1    | 4:9   | 0     | 0  | 6        | 4:16  |       |  | ZOSTUP |

## 3. ANGLICKÁ FUTBALOVÁ LIGA

| ČÍSLO UDAL.                 | DEŇ            | DOHRÁVKA 12. KOLA         | VÝSLEDKY V ROKU   |     |                |     | PREDBEŽNÉ KURZY |      |                |      |                | VÁŠ TIP  | VÝSLEDOK |
|-----------------------------|----------------|---------------------------|-------------------|-----|----------------|-----|-----------------|------|----------------|------|----------------|--|----------|
|                             |                |                           | 2018-2019         |     | 2017-2018      |     | 1               | 10   | 0              | 02   | 2              |  |          |
|                             |                |                           | D                 | V   | D              | V   |                 |      |                |      |                |  |          |
| 1460                        | 12.10.         | BLACKPOOL - ROTHERHAM     |                   |     |                |     | 2,30            | 1,34 | 3,20           | 1,48 | 2,75           |  |          |
| 1461                        | 12.10.         | BRISTOL R. - MILTON       |                   |     | 0:0            | 3:3 | 2,40            | 1,36 | 3,15           | 1,44 | 2,65           |  |          |
| 1462                        | 12.10.         | BURTON - BOLTON           |                   |     |                |     | 1,70            | 1,13 | 3,40           | 1,91 | 4,37           |  |          |
| 1463                        | 13.10.         | COVENTRY - TRANMERE       |                   |     |                |     | 1,65            | 1,12 | 3,50           | 1,98 | 4,56           |  |          |
| 1464                        | 12.10.         | IPSWICH - WYCOMBE         |                   |     |                |     | 1,55            | 1,07 | 3,50           | 2,15 | 5,50           |  |          |
| 1465                        | 12.10.         | OXFORD - DONCASTER        | 2:2               | 2:2 |                |     | 2,10            | 1,27 | 3,20           | 1,57 | 3,10           |  |          |
| 1466                        | 12.10.         | PETERBOROUGH - LINCOLN FC |                   |     |                |     | 2,10            | 1,27 | 3,20           | 1,57 | 3,10           |  |          |
| 1467                        | 12.10.         | PORTSMOUTH - GILLINGHAM   | 0:2               | 0:2 |                |     | 1,65            | 1,12 | 3,50           | 1,98 | 4,56           |  |          |
| 1468                        | 12.10.         | ROCHDALE - ACCRINGTON     | 1:2               |     |                |     | 2,30            | 1,34 | 3,20           | 1,48 | 2,75           |  |          |
| 1470                        | 12.10.         | SOUTHEND - AFC WIMBLEDON  | 0:1               | 1:2 | 3:0            | 2:0 | 2,40            | 1,36 | 3,15           | 1,44 | 2,65           |  |          |
| 1471                        | 12.10.         | SUNDERLAND - FLEETWOOD    | 1:1               |     |                |     | 1,90            | 1,20 | 3,25           | 1,71 | 3,61           |  |          |
| VÝSLEDKY POSLEDNÝCH ZAPASOV |                |                           |                   |     |                |     |                 |      |                |      |                | (OZNACENIE PÍSMENOM (V) ZNAMENA ZÁPAS HRANY VONKU) |          |
| AFC WIMBLEDON               | ROCHDALE       | 3:2                       | PETERBOROUGH (V)  | 2:3 | BRISTOL R.     | 1:3 | COVENTRY (V)    | 1:2  | SHREWSBURY     | 1:1  | MILTON (V)     | 1:2  |          |
| ACCRINGTON                  | OXFORD         | 2:2                       | SOUTHEND (V)      | 1:0 | BLACKPOOL      | 1:1 | SUNDERLAND (V)  | 1:1  | SUNDERLAND     | 1:3  | BRISTOL R. (V) | 3:3  |          |
| BLACKPOOL                   | LINCOLN FC     | 2:1                       | ACCRINGTON (V)    | 1:1 | DONCASTER (V)  | 1:0 | MILTON          | 0:3  | COVENTRY (V)   | 2:3  | PORTSMOUTH     | 1:1  |          |
| BOLTON                      | PORTSMOUTH (V) | 0:1                       | SUNDERLAND        | 1:1 | OXFORD         | 0:0 | ROTHERHAM (V)   | 1:6  | GILLINGHAM (V) | 0:5  | IPSWICH        | 0:5  |          |
| BRISTOL R.                  | ROTHERHAM      | 1:0                       | AFC WIMBLEDON (V) | 3:1 | GILLINGHAM     | 1:1 | LINCOLN FC (V)  | 1:0  | ACCRINGTON     | 3:3  | BURTON (V)     | 0:2  |          |
| BURTON                      | MILTON (V)     | 3:0                       | TRANMERE (V)      | 1:2 | PORTSMOUTH (V) | 2:2 | COVENTRY        | 0:0  | BRISTOL R.     | 2:0  | SHREWSBURY (V) | 0:0  |          |
| COVENTRY                    | ROTHERHAM (V)  | 0:4                       | DONCASTER         | 1:1 | AFC WIMBLEDON  | 2:1 | BURTON (V)      | 0:0  | BLACKPOOL      | 3:2  | OXFORD (V)     | 3:3  |          |
| DONCASTER                   | PORTSMOUTH     | 1:2                       | COVENTRY (V)      | 1:1 | PETERBOROUGH   | 2:0 | BLACKPOOL       | 0:1  | IPSWICH (V)    | 0:0  | ROTHERHAM      | 2:1  |          |
| FLEETWOOD                   | IPSWICH        | 0:1                       | SHREWSBURY (V)    | 3:0 | ROCHDALE       | 2:1 | SOUTHEND (V)    | 3:3  | OXFORD         | 2:1  | LINCOLN FC (V) | 0:2  |          |
| GILLINGHAM                  | SOUTHEND       | 3:1                       | OXFORD (V)        | 0:3 | IPSWICH        | 0:1 | BRISTOL R. (V)  | 1:1  | WYCOMBE        | 2:0  | TRANMERE (V)   | 2:2  |          |
| IPSWICH                     | FLEETWOOD (V)  | 1:0                       | TRANMERE          | 4:1 | GILLINGHAM (V) | 1:0 | MILTON (V)      | 1:0  | DONCASTER      | 0:0  | SHREWSBURY     | 3:0  |          |
| LINCOLN FC                  | SUNDERLAND     | 2:0                       | BLACKPOOL (V)     | 1:2 | OXFORD         | 0:6 | RO              |      |                |      |                |  |          |

|      |        |              |   |              |     |     |     |     |      |      |      |      |      |  |  |
|------|--------|--------------|---|--------------|-----|-----|-----|-----|------|------|------|------|------|--|--|
| 1480 | 12.10. | CRAWLEY      | - | COLCHESTER   | 2:0 | 1:3 | 1:1 | 3:2 | 2,65 | 1,36 | 2,80 | 1,36 | 2,65 |  |  |
| 1481 | 12.10. | EXETER       | - | FOREST GREEN | 1:2 | 0:0 |     |     | 1,75 | 1,16 | 3,40 | 1,85 | 4,07 |  |  |
| 1482 | 12.10. | CHELTENHAM   | - | NEWPORT      | 2:1 | 0:1 | 1:1 | 2:2 | 2,65 | 1,41 | 3,00 | 1,36 | 2,50 |  |  |
| 1483 | 12.10. | LEYTON       | - | WALSALL      |     |     |     |     | 2,40 | 1,36 | 3,15 | 1,44 | 2,65 |  |  |
| 1484 | 12.10. | MACCLESFIELD | - | PORT VALE    | 0:0 | 1:0 |     |     | 2,75 | 1,48 | 3,20 | 1,34 | 2,30 |  |  |
| 1485 | 12.10. | MANSFIELD    | - | OLDHAM       | 0:0 | 2:3 |     |     | 1,85 | 1,19 | 3,30 | 1,75 | 3,74 |  |  |
| 1486 | 12.10. | MORECAMBE    | - | BRADFORD     |     |     |     |     | 3,35 | 1,64 | 3,20 | 1,23 | 2,00 |  |  |
| 1487 | 12.10. | SALFORD      | - | CAMBRIDGE    |     |     |     |     | 2,15 | 1,29 | 3,20 | 1,55 | 3,00 |  |  |
| 1488 | 12.10. | SCUNTHORPE   | - | NORTHAMPTON  |     |     |     |     | 2,40 | 1,36 | 3,15 | 1,44 | 2,65 |  |  |
| 1489 | 12.10. | STEVENAGE    | - | GRIMSBY      | 1:0 | 2:0 | 2:0 | 2:5 | 2,65 | 1,41 | 3,00 | 1,36 | 2,50 |  |  |
| 1490 | 12.10. | SWINDON      | - | PLYMOUTH     |     |     |     |     | 2,00 | 1,23 | 3,20 | 1,64 | 3,35 |  |  |

**VÝSLEDKY POSLEDNÝCH ZÁPASOV** (OZNACENIE PÍSMENOM (V) ZNAMENA ZAPAS HRANY VONKU)

|              |                  |     |                  |     |                  |     |                  |     |                  |     |                  |     |
|--------------|------------------|-----|------------------|-----|------------------|-----|------------------|-----|------------------|-----|------------------|-----|
| BRADFORD     | SWINDON          | 2:1 | SCUNTHORPE (V)   | 1:1 | CARLISLE         | 3:1 | CHELTENHAM (V)   | 2:3 | WALSALL          | 1:0 | NORTHAMPTON      | 2:1 |
| CAMBRIDGE    | MACCLESFIELD     | 2:2 | STEVENAGE (V)    | 1:1 | SWINDON          | 0:1 | MANSFIELD (V)    | 4:0 | CREWE (V)        | 3:2 | FOREST GREEN     | 0:1 |
| CARLISLE     | NEWPORT (V)      | 0:1 | OLDHAM           | 1:0 | BRADFORD (V)     | 1:3 | FOREST GREEN     | 0:0 | STEVENAGE (V)    | 3:2 | EXETER           | 1:3 |
| CHELTENHAM   | OLDHAM (V)       | 1:1 | CREWE            | 1:1 | PLYMOUTH (V)     | 2:0 | BRADFORD         | 3:2 | SALFORD (V)      | 2:0 | STEVENAGE        | 4:2 |
| COLCHESTER   | STEVENAGE        | 3:1 | MACCLESFIELD (V) | 1:1 | LEYTON           | 2:1 | SWINDON (V)      | 3:0 | FOREST GREEN (V) | 0:1 | WALSALL          | 0:0 |
| CRAWLEY      | FOREST GREEN (V) | 1:3 | WALSALL          | 2:3 | NORTHAMPTON (V)  | 2:2 | PLYMOUTH         | 2:2 | MANSFIELD        | 1:0 | MACCLESFIELD (V) | 1:1 |
| CREWE        | EXETER           | 1:1 | CHELTENHAM (V)   | 1:1 | SALFORD          | 4:1 | LEYTON (V)       | 2:1 | CAMBRIDGE        | 2:3 | GRIMSBY (V)      | 2:0 |
| EXETER       | CREWE (V)        | 1:1 | GRIMSBY          | 1:3 | NEWPORT (V)      | 1:1 | PORT VALE        | 2:0 | LEYTON           | 2:2 | CARLISLE (V)     | 3:1 |
| FOREST GREEN | CRAWLEY          | 3:1 | SALFORD (V)      | 4:0 | STEVENAGE        | 0:0 | CARLISLE (V)     | 0:0 | COLCHESTER       | 1:0 | CAMBRIDGE (V)    | 1:0 |
| GRIMSBY      | MANSFIELD        | 0:1 | EXETER (V)       | 3:1 | MACCLESFIELD     | 1:0 | SALFORD (V)      | 0:1 | OLDHAM (V)       | 2:2 | CREWE            | 0:2 |
| LEYTON       | NORTHAMPTON (V)  | 1:0 | PORT VALE        | 3:3 | COLCHESTER (V)   | 1:2 | CREWE            | 1:2 | EXETER (V)       | 2:2 | SWINDON          | 1:3 |
| MACCLESFIELD | CAMBRIDGE (V)    | 2:2 | COLCHESTER       | 1:1 | GRIMSBY (V)      | 0:1 | NEWPORT          | 1:1 | SWINDON (V)      | 0:3 | CRAWLEY          | 1:1 |
| MANSFIELD    | GRIMSBY (V)      | 1:0 | PLYMOUTH         | 0:1 | PORT VALE (V)    | 2:2 | CAMBRIDGE        | 0:4 | CRAWLEY (V)      | 0:1 | SCUNTHORPE       | 2:0 |
| MORECAMBE    | PORT VALE (V)    | 1:3 | NORTHAMPTON      | 2:2 | OLDHAM (V)       | 1:3 | WALSALL          | 0:1 | SCUNTHORPE (V)   | 0:3 | SALFORD          | 2:2 |
| NEWPORT      | CARLISLE         | 1:0 | SWINDON (V)      | 2:0 | EXETER           | 1:1 | MACCLESFIELD (V) | 1:1 | NORTHAMPTON (V)  | 0:2 | PORT VALE        | 1:0 |
| NORTHAMPTON  | LEYTON           | 0:1 | MORECAMBE (V)    | 2:2 | CRAWLEY          | 2:2 | STEVENAGE (V)    | 1:0 | NEWPORT          | 2:0 | BRADFORD (V)     | 1:2 |
| OLDHAM       | CHELTENHAM       | 1:1 | CARLISLE (V)     | 0:1 | MORECAMBE        | 3:1 | SCUNTHORPE (V)   | 2:2 | GRIMSBY          | 2:2 | PLYMOUTH (V)     | 2:2 |
| PLYMOUTH     | SCUNTHORPE       | 2:2 | MANSFIELD (V)    | 1:0 | CHELTENHAM       | 0:2 | CRAWLEY (V)      | 2:2 | PORT VALE (V)    | 0:1 | OLDHAM           | 2:2 |
| PORT VALE    | MORECAMBE        | 3:1 | LEYTON (V)       | 3:3 | MANSFIELD        | 2:2 | EXETER (V)       | 0:2 | PLYMOUTH         | 1:0 | NEWPORT (V)      | 0:1 |
| SALFORD      | WALSALL (V)      | 3:0 | FOREST GREEN     | 0:4 | CREWE (V)        | 1:4 | GRIMSBY          | 1:0 | CHELTENHAM       | 0:2 | MORECAMBE (V)    | 2:2 |
| SCUNTHORPE   | PLYMOUTH (V)     | 2:2 | BRADFORD         | 1:1 | WALSALL (V)      | 0:1 | OLDHAM           | 2:2 | MORECAMBE        | 3:0 | MANSFIELD (V)    | 0:2 |
| STEVENAGE    | COLCHESTER (V)   | 1:3 | CAMBRIDGE        | 1:1 | FOREST GREEN (V) | 0:0 | NORTHAMPTON      | 0:1 | CARLISLE         | 2:3 | CHELTENHAM (V)   | 2:4 |
| SWINDON      | BRADFORD (V)     | 1:2 | NEWPORT          | 0:2 | CAMBRIDGE (V)    | 1:0 | COLCHESTER       | 0:3 | MACCLESFIELD     | 3:0 | LEYTON (V)       | 3:1 |
| WALSALL      | SALFORD          | 0:3 | CRAWLEY (V)      | 3:2 | SCUNTHORPE       | 1:0 | MORECAMBE (V)    | 1:0 | BRADFORD         | 0:1 | COLCHESTER (V)   | 0:0 |

| TABULKA |              |    |   | CELKOM |   |       |      | DOMA |   |   |   | VONKU |      |   |   | POZN. |       |      |        |
|---------|--------------|----|---|--------|---|-------|------|------|---|---|---|-------|------|---|---|-------|-------|------|--------|
| 1.      | FOREST GREEN | 12 | 7 | 3      | 2 | 14:6  | 1,67 | 24   | 4 | 1 | 1 | 6:3   | 1,50 | 3 | 2 | 1     | 8:3   | 1,83 | POSTUP |
| 2.      | EXETER       | 12 | 6 | 5      | 1 | 17:11 | 2,33 | 23   | 3 | 2 | 1 | 8:6   | 2,33 | 3 | 3 | 0     | 9:5   | 2,33 | POSTUP |
| 3.      | NEWPORT      | 12 | 6 | 5      | 1 | 12:6  | 1,50 | 23   | 4 | 2 | 0 | 7:3   | 1,67 | 2 | 3 | 1     | 5:3   | 1,33 | POSTUP |
| 4.      | CREWE        | 12 | 7 | 2      | 3 | 19:14 | 2,75 | 23   | 3 | 1 | 2 | 10:9  | 3,17 | 4 | 1 | 1     | 9:5   | 2,33 | BARAZ  |
| 5.      | CHELTENHAM   | 12 | 6 | 4      | 2 | 21:11 | 2,67 | 22   | 4 | 2 | 0 | 16:8  | 4,00 | 2 | 2 | 2     | 5:3   | 1,33 | BARAZ  |
| 6.      | BRADFORD     | 12 | 6 | 3      | 3 | 17:11 | 2,33 | 21   | 4 | 1 | 1 | 10:4  | 2,33 | 2 | 2 | 2     | 7:7   | 2,33 | BARAZ  |
| 7.      | SWINDON      | 12 | 6 | 2      | 4 | 19:15 | 2,83 | 20   | 3 | 0 | 3 | 9:9   | 3,00 | 3 | 2 | 1     | 10:6  | 2,67 | BARAZ  |
| 8.      | COLCHESTER   | 12 | 5 | 4      | 3 | 15:10 | 2,08 | 19   | 3 | 2 | 1 | 8:5   | 2,17 | 2 | 2 | 2     | 7:5   | 2,00 |        |
| 9.      | GRIMSBY      | 12 | 5 | 3      | 4 | 19:14 | 2,75 | 18   | 2 | 2 | 2 | 9:8   | 2,83 | 3 | 1 | 2     | 10:6  | 2,67 |        |
| 10.     | PORT VALE    | 12 | 4 | 5      | 3 | 17:18 | 2,92 | 17   | 4 | 2 | 0 | 10:5  | 2,50 | 0 | 3 | 3     | 7:13  | 3,33 |        |
| 11.     | CAMBRIDGE    | 12 | 4 | 4      | 4 | 16:13 | 2,42 | 16   | 1 | 2 | 3 | 6:8   | 2,33 | 3 | 2 | 1     | 10:5  | 2,50 |        |
| 12.     | PLYMOUTH     | 12 | 4 | 4      | 4 | 17:15 | 2,67 | 16   | 2 | 3 | 1 | 10:8  | 3,00 | 2 | 1 | 3     | 7:7   | 2,33 |        |
| 13.     | CRAWLEY      | 12 | 4 | 4      | 4 | 19:19 | 3,17 | 16   | 3 | 1 | 2 | 9:7   | 2,67 | 1 | 3 | 2     | 10:12 | 3,67 |        |
| 14.     | NORTHAMPTON  | 12 | 4 | 3      | 5 | 14:13 | 2,25 | 15   | 2 | 1 | 3 | 8:7   | 2,50 | 2 | 2 | 2     | 6:6   | 2,00 |        |
| 15.     | WALSALL      | 12 | 4 | 3      | 5 | 8:14  | 1,83 | 15   | 1 | 2 | 3 | 3:8   | 1,83 | 3 | 1 | 2     | 5:6   | 1,83 |        |
| 16.     | MACCLESFIELD | 12 | 3 | 5      | 4 | 13:14 | 2,25 | 14   | 2 | 3 | 1 | 7:4   | 1,83 | 1 | 2 | 3     | 6:10  | 2,67 |        |
| 17.     | SALFORD      | 12 | 3 | 5      | 4 | 15:20 | 2,92 | 14   | 2 | 2 | 2 | 5:8   | 2,17 | 1 | 3 | 2     | 10:12 | 3,67 |        |
| 18.     | CARLISLE     | 12 | 4 | 2      | 6 | 13:19 | 2,67 | 14   | 2 | 2 | 2 | 6:8   | 2,33 | 2 | 0 | 4     | 7:11  | 3,00 |        |
| 19.     | MANSFIELD    | 12 | 3 | 4      | 5 | 13:16 | 2,42 | 13   | 1 | 2 | 3 | 6:10  | 2,67 | 2 | 2 | 2     | 7:6   | 2,17 |        |
| 20.     | LEYTON       | 12 | 3 | 4      | 5 | 16:21 | 3,08 | 13   | 1 | 2 | 3 | 8:11  | 3,17 | 2 | 2 | 2     | 8:10  | 3,00 |        |
| 21.     | OLDHAM       | 12 | 2 | 5      | 5 | 13:17 | 2,50 | 11   | 1 | 3 | 2 | 7:7   | 2,33 | 1 | 2 | 3     | 6:10  | 2,67 |        |
| 22.     | SCUNTHORPE   | 12 | 1 | 4      | 7 | 13:21 | 2,83 | 7    | 1 | 3 | 2 | 8:8   | 2,67 | 0 | 1 | 5     | 5:13  | 3,00 |        |
| 23.     | MORECAMBE    | 12 | 1 | 4      | 7 | 12:24 | 3,00 | 7    | 0 | 3 | 3 | 6:10  | 2,67 | 1 | 1 | 4     | 6:14  | 3,33 | ZOSTUP |
| 24.     | STEVENAGE    | 12 | 0 | 5      | 7 | 8:18  | 2,17 | 5    | 0 | 2 | 4 | 5:9   | 2,33 | 0 | 3 | 3     | 3:9   | 2,00 | ZOSTUP |

**5. ANGLICKÁ FUTBALOVÁ LIGA**

| ČÍSLO UDAL. | DEŇ    | ZÁPASY 16. KOLA        | VÝSLEDKY V ROKU |     |           |     | PREDBEŽNÉ KURZY |      |      |      | VAŠ TIP | VÝSLEDOK |   |
|-------------|--------|------------------------|-----------------|-----|-----------|-----|-----------------|------|------|------|---------|----------|---|
|             |        |                        | 2018-2019       |     | 2017-2018 |     | 1               | 10   | 0    | 02   |         |          | 2 |
|             |        |                        | D               | V   | D         | V   |                 |      |      |      |         |          |   |
| 1742        | 08.10. | FYLDE - CHESTERFIELD   | 0:1             | 0:0 |           |     | 2,00            | 1,23 | 3,20 | 1,64 | 3,35    |          |   |
| 1743        | 08.10. | ALDERSHOT - DOVER ATH. | 2:0             | 0:1 | 0:2       | 2:1 | 3,10            | 1,57 | 3,20 | 1,27 | 2,10    |          |   |
| 1744        | 08.10. | BARNET - BROMLEY       | 1:1             | 1:0 |           |     | 2,45            | 1,37 | 3,10 | 1,42 | 2,63    |          |   |
| 1745        | 08.10. | BARROW - BOREHAM       | 1:2             | 1:1 | 2:1       | 0:0 | 2,00            | 1,23 | 3,20 | 1,64 | 3,35    |          |   |
| 1746        | 08.10. | EASTLEIGH - MAIDENHEAD | 2:0             | 0:2 | 2:2       | 1:3 | 1,85            | 1,19 | 3,30 | 1,75 | 3,74    |          |   |
| 1747        | 08.10. | EBBSFLEET - TORQUAY    |                 |     | 0:1       | 1:1 | 2,65            | 1,44 | 3,15 | 1,36 | 2,40    |          |   |
| 1748        | 08.10. | HALIFAX - CHORLEY      |                 |     |           |     | 1,55            | 1,07 | 3,50 | 2,15 | 5,50    |          |   |
| 1749        | 08.10. | NOTTS - DAGENHAM       |                 |     |           |     | 2,05            | 1,25 | 3,20 | 1,60 | 3,22    |          |   |
| 1750        | 08.10. | SOLIHULL - SUTTON      | 2:2             | 2:2 | 0:2       | 0:1 | 1,55            | 1,07 | 3,50 | 2,15 | 5,50    |          |   |
| 1751        | 09.10. | STOCKPORT - HARTLEPOOL |                 |     |           |     | 2,10            | 1,27 | 3,20 | 1,57 | 3,10    |          |   |
| 1752        | 08.10. | WREXHAM - HARROGATE    | 2:1             | 0:0 |           |     | 2,45            | 1,37 | 3,10 | 1,42 | 2,63    |          |   |
| 1753        | 08.10. | YEOVIL - WOKING        |                 |     |           |     | 1,95            | 1,21 | 3,20 | 1,67 | 3,50    |          |   |

| ČÍSLO UDAL. | DEŇ    | ZÁPASY 17. KOLA        | VÝSLEDKY V ROKU |     |           |     | PREDBEŽNÉ KURZY |      |      |      | VAŠ TIP | VÝSLEDOK |   |
|-------------|--------|------------------------|-----------------|-----|-----------|-----|-----------------|------|------|------|---------|----------|---|
|             |        |                        | 2018-2019       |     | 2017-2018 |     | 1               | 10   | 0    | 02   |         |          | 2 |
|             |        |                        | D               | V   | D         | V   |                 |      |      |      |         |          |   |
| 1498        | 12.10. | FYLDE - SUTTON         | 2:2             | 0:0 | 2:1       | 1:2 | 1,75            | 1,16 | 3,40 | 1,85 | 4,07    |          |   |
| 1499        | 12.10. | ALDERSHOT - HARTLEPOOL | 1:1             | 1:1 | 2:1       | 2:0 | 2,25            | 1,32 | 3,20 | 1,50 | 2,82    |          |   |
| 1500        | 12.10. | BARNET - WOKING        |                 |     |           |     | 2,00            | 1,23 | 3,20 | 1,64 | 3,35    |          |   |
| 1501        | 12.10. | BARROW - DOVER ATH.    | 2:3             | 2:0 | 0:0       | 1:1 | 2,40            | 1,36 | 3,15 | 1,44 | 2,65    |          |   |
| 1502        | 12.10. | EASTLEIGH - CHORLEY    |                 |     |           |     | 1,80            | 1,16 | 3,30 | 1,80 | 3,96    |          |   |
| 1503        | 12.10. | EBBSFLEET - MAIDENHEAD | 3:0             | 1:1 | 1:1       | 1:1 | 2,15            | 1,29 | 3,20 | 1,55 | 3,00    |          |   |
| 1504        | 12.10. | HALIFAX - BOREHAM      |                 |     | 2:1       | 1:1 | 1,55            | 1,07 | 3,50 | 2,15 | 5,50    |          |   |
| 1505        | 12.10. | NOTTS - TORQUAY        |                 |     |           |     | 1,95            | 1,21 | 3,20 | 1,67 | 3,50    |          |   |
| 1506        | 12.10. | SOLIHULL - BROMLEY     | 5:0             | 2:0 |           | 0:1 | 2,10            | 1,27 | 3,20 | 1,57 | 3,10    |          |   |
| 1507        | 12.10. | STOCKPORT - DAGENHAM   |                 |     |           |     | 2,25            | 1,32 | 3,20 | 1,50 | 2,82    |          |   |
| 1508        | 12.10. | WREXHAM - CHESTERFIELD | 1:0             | 1:1 |           |     | 1,95            | 1,21 | 3,20 | 1,67 | 3,50    |          |   |
| 1509        | 12.10. | YEOVIL - HARROGATE     |                 |     |           |     | 1,85            | 1,19 | 3,30 | 1,75 | 3,74    |          |   |

**VÝSLEDKY POSLEDNÝCH ZÁPASOV** (OZNACENIE PÍSMENOM (V) ZNAMENA ZAPAS HRANY VONKU)

|              |              |     |                  |     |                |     |               |     |                |     |                |     |
|--------------|--------------|-----|------------------|-----|----------------|-----|---------------|-----|----------------|-----|----------------|-----|
| ALDERSHOT    | CHORLEY (V)  | 0:0 | CHESTERFIELD (V) | 1:2 | YEOVIL         | 1:3 | WREXHAM       | 1:0 | BARNET (V)     | 0:2 | STOCKPORT (V)  | 2:1 |
| BARNET       | DAGENHAM (V) | 1:1 | FYLDE (V)        | 4:0 | SOLIHULL       | 0:0 | EBBSFLEET (V) | 0:3 | HALIFAX (V)    | 2:4 | ALDERSHOT      | 2:0 |
| BARROW       | BROMLEY (V)  | 2:1 | MAIDENHEAD       | 2:0 | CHORLEY (V)    | 3:1 | EBBSFLEET (V) | 3:0 | SOLIHULL       | 3:0 | ALDERSHOT (V)  | 2:1 |
| BOREHAM      | SOLIHULL     | 1:0 | WOKING (V)       | 2:1 | NOTTS          | 2:1 | STOCKPORT     | 4:0 | HARROGATE (V)  | 0:0 | DOVER ATH.     | 3:1 |
| BROMLEY      | BARROW       | 1:2 | YEOVIL (V)       | 1:3 | WOKING         | 1:0 | NOTTS         | 2:1 | EASTLEIGH (V)  | 1:1 | CHESTERFIELD   | 2:1 |
| CHESTERFIELD | EASTLEIGH    | 1:2 | ALDERSHOT        | 2:1 | HARTLEPOOL (V) | 1:1 | SUTTON (V)    | 0:4 | TORQUAY        | 1:0 | BROMLEY (V)    | 1:2 |
| CHORLEY      | ALDERSHOT    | 0:0 | DAGENHAM (V)     | 0:0 | BARROW         | 1:3 | WOKING        | 1:1 | DOVER ATH. (V) | 1:1 | STOCKPORT      | 3:0 |
| DAGENHAM     | BARNET       | 1:1 | CHORLEY          | 0:0 | SUTTON (V)     | 2:0 | TORQUAY (V)   | 0:0 | HARTLEPOOL     | 3:1 | MAIDENHEAD (V) | 1:0 |
| DOVER ATH.   |              |     |                  |     |                |     |               |     |                |     |                |     |

|                  |    |   |   |   |       |      |    |   |   |   |       |      |   |   |   |       |      |        |
|------------------|----|---|---|---|-------|------|----|---|---|---|-------|------|---|---|---|-------|------|--------|
| 8. DOVER ATH.    | 15 | 7 | 3 | 5 | 21:19 | 2,67 | 24 | 1 | 3 | 4 | 9:13  | 2,75 | 6 | 0 | 1 | 12:6  | 2,57 |        |
| 9. TORQUAY       | 15 | 6 | 4 | 5 | 25:22 | 3,13 | 22 | 4 | 1 | 3 | 13:11 | 3,00 | 2 | 3 | 2 | 12:11 | 3,29 |        |
| 10. HARROGATE    | 15 | 6 | 4 | 5 | 19:17 | 2,40 | 22 | 4 | 2 | 2 | 10:7  | 2,13 | 2 | 2 | 3 | 9:10  | 2,71 |        |
| 11. BOREHAM      | 15 | 6 | 3 | 6 | 23:17 | 2,67 | 21 | 3 | 2 | 3 | 14:10 | 3,00 | 3 | 1 | 3 | 9:7   | 2,29 |        |
| 12. NOTTS        | 15 | 5 | 6 | 4 | 22:17 | 2,60 | 21 | 3 | 3 | 1 | 11:5  | 2,29 | 2 | 3 | 3 | 11:12 | 2,88 |        |
| 13. SOLIHULL     | 15 | 6 | 3 | 6 | 22:17 | 2,60 | 21 | 5 | 0 | 2 | 13:6  | 2,71 | 1 | 3 | 4 | 9:11  | 2,50 |        |
| 14. EASTLEIGH    | 15 | 5 | 5 | 5 | 17:19 | 2,40 | 20 | 2 | 4 | 1 | 8:6   | 2,00 | 3 | 1 | 4 | 9:13  | 2,75 |        |
| 15. HARTLEPOOL   | 15 | 5 | 5 | 5 | 19:22 | 2,73 | 20 | 2 | 3 | 3 | 13:15 | 3,50 | 3 | 2 | 2 | 6:7   | 1,86 |        |
| 16. MAIDENHEAD   | 15 | 5 | 3 | 7 | 18:16 | 2,27 | 18 | 1 | 2 | 5 | 8:10  | 2,25 | 4 | 1 | 2 | 10:6  | 2,29 |        |
| 17. STOCKPORT    | 15 | 5 | 3 | 7 | 15:24 | 2,60 | 18 | 4 | 0 | 3 | 10:10 | 2,86 | 1 | 3 | 4 | 5:14  | 2,38 |        |
| 18. SUTTON       | 15 | 3 | 7 | 5 | 16:18 | 2,27 | 16 | 1 | 4 | 3 | 9:11  | 2,50 | 2 | 3 | 2 | 7:7   | 2,00 |        |
| 19. FLYDE        | 15 | 4 | 4 | 7 | 19:29 | 3,20 | 16 | 3 | 2 | 2 | 8:11  | 2,71 | 1 | 2 | 5 | 11:18 | 3,63 |        |
| 20. WREXHAM      | 15 | 3 | 6 | 6 | 19:24 | 2,87 | 15 | 3 | 3 | 1 | 9:7   | 2,29 | 0 | 3 | 5 | 10:17 | 3,38 |        |
| 21. ALDERSHOT    | 15 | 4 | 3 | 8 | 13:20 | 2,20 | 15 | 1 | 2 | 4 | 6:10  | 2,29 | 3 | 1 | 4 | 7:10  | 2,13 | ZOSTUP |
| 22. CHESTERFIELD | 15 | 2 | 6 | 7 | 18:27 | 3,00 | 12 | 2 | 2 | 4 | 11:13 | 3,00 | 0 | 4 | 3 | 7:14  | 3,00 | ZOSTUP |
| 23. GHORLEY      | 15 | 1 | 8 | 6 | 12:27 | 2,60 | 11 | 1 | 4 | 3 | 7:13  | 2,50 | 0 | 4 | 3 | 5:14  | 2,71 | ZOSTUP |
| 24. EBBSFLEET    | 15 | 2 | 4 | 9 | 16:28 | 2,93 | 10 | 1 | 2 | 4 | 9:15  | 3,43 | 1 | 2 | 5 | 7:13  | 2,50 | ZOSTUP |

ANGLICKÁ FUTBALOVÁ LIGA - U23

| SKUPINA 1 |    | CELKOM |    |    |    | DOMA |    |    |     | VONKU |     |     |     | POZN. |     |     |     |     |     |     |     |     |     |     |     |     |     |     |     |     |     |     |     |     |     |     |     |     |     |     |     |     |     |     |     |     |     |     |     |     |     |     |     |     |     |     |     |     |     |     |     |     |     |     |     |     |     |     |     |     |     |     |     |     |     |     |     |     |     |     |     |     |     |     |     |     |     |     |     |     |     |     |     |     |     |     |     |     |      |      |      |      |      |      |      |      |      |      |      |      |      |      |      |      |      |      |      |      |      |      |      |      |      |      |      |      |      |      |      |      |      |      |      |      |      |      |      |      |      |      |      |      |      |      |      |      |      |      |      |      |      |      |      |      |      |      |      |      |      |      |      |      |      |      |      |      |      |      |      |      |      |      |      |      |      |      |      |      |      |      |      |      |      |      |      |      |      |      |      |      |      |      |      |      |      |      |      |      |      |      |      |      |      |      |      |      |      |      |      |      |      |      |      |      |      |      |      |      |      |      |      |      |      |      |      |      |      |      |      |      |      |      |      |      |      |      |      |      |      |      |      |      |      |      |      |      |      |      |      |      |      |      |      |      |      |      |      |      |      |      |      |      |      |      |      |      |      |      |      |      |      |      |      |      |      |      |      |      |      |      |      |      |      |      |      |      |      |      |      |      |      |      |      |      |      |      |      |      |      |      |      |      |      |      |      |      |      |      |      |      |      |      |      |      |      |      |      |      |      |      |      |      |      |      |      |      |      |      |      |      |      |      |      |      |      |      |      |      |      |      |      |      |      |      |      |      |      |      |      |      |      |      |      |      |      |      |      |      |      |      |      |      |      |      |      |      |      |      |      |      |      |      |      |      |      |      |      |      |      |      |      |      |      |      |      |      |      |      |      |      |      |      |      |      |      |      |      |      |      |      |      |      |      |      |      |      |      |      |      |      |      |      |      |      |      |      |      |      |      |      |      |      |      |      |      |      |      |      |      |      |      |      |      |      |      |      |      |      |      |      |      |      |      |      |      |      |      |      |      |      |      |      |      |      |      |      |      |      |      |      |      |      |      |      |      |      |      |      |      |      |      |      |      |      |      |      |      |      |      |      |      |      |      |      |      |      |      |      |      |      |      |      |      |      |      |      |      |      |      |      |      |      |      |      |      |      |      |      |      |      |      |      |      |      |      |      |      |      |      |      |      |      |      |      |      |      |      |      |      |      |      |      |      |      |      |      |      |      |      |      |      |      |      |      |      |      |      |      |      |      |      |      |      |      |      |      |      |      |      |      |      |      |      |      |      |      |      |      |      |      |      |      |      |      |      |      |      |      |      |      |      |      |      |      |      |      |      |      |      |      |      |      |      |      |      |      |      |      |      |      |      |      |      |      |      |      |      |      |      |      |      |      |      |      |      |      |      |      |      |      |      |      |      |      |      |      |      |      |      |      |      |      |      |      |      |      |      |      |      |      |      |      |      |      |      |      |      |      |      |      |      |      |      |      |      |      |      |      |      |      |      |      |      |      |      |      |      |      |      |      |      |      |      |      |      |      |      |      |      |      |      |      |      |      |      |      |      |      |      |      |      |      |      |      |      |      |      |      |      |      |      |      |      |      |      |      |      |      |      |      |      |      |      |      |      |      |      |      |      |      |      |      |      |      |      |      |      |      |      |      |      |      |      |      |      |      |      |      |      |      |      |      |      |      |      |      |      |      |      |      |      |      |      |      |      |      |      |      |      |      |      |      |      |      |      |      |      |      |      |      |      |      |      |      |      |      |      |      |      |      |      |      |      |      |      |      |      |      |      |      |      |      |      |      |      |      |      |      |      |      |      |      |      |      |      |      |      |      |      |      |      |      |      |      |      |      |      |      |      |      |      |      |      |      |      |      |      |      |      |      |      |      |      |      |      |      |      |      |      |      |      |      |      |      |      |      |      |      |      |      |      |      |      |      |      |      |      |      |      |      |      |      |      |      |      |      |      |      |      |      |      |      |      |      |      |      |      |      |      |      |      |      |      |      |      |      |      |      |      |      |      |      |      |      |      |      |      |      |      |      |      |      |      |      |      |      |      |      |      |      |      |      |      |      |      |      |      |      |      |      |      |      |      |      |      |      |      |      |      |      |      |      |      |      |      |      |      |      |      |      |      |      |      |      |      |      |      |      |      |      |      |      |      |      |      |      |      |      |      |      |      |      |      |      |      |      |      |      |      |      |      |      |      |      |      |      |      |      |      |      |      |      |      |      |      |      |      |      |      |      |      |      |      |      |      |      |      |      |       |       |       |       |       |       |       |       |       |       |       |       |       |       |       |       |       |       |       |       |       |       |       |       |       |       |       |       |       |       |       |       |       |       |       |       |       |       |       |       |       |       |       |       |       |       |       |       |       |       |       |       |       |       |       |       |       |       |       |       |       |       |       |       |       |       |       |       |       |       |       |       |       |       |       |       |       |       |       |       |       |       |       |       |       |       |       |       |       |       |       |       |       |       |       |       |       |       |       |       |       |       |       |       |       |       |       |       |       |       |       |       |       |       |       |       |       |       |       |       |       |       |       |       |       |       |       |       |       |       |       |       |       |       |       |       |       |       |       |       |       |       |       |       |       |       |       |       |       |       |       |       |       |       |       |       |       |       |       |       |       |       |       |       |       |       |       |       |       |       |       |       |       |       |       |       |       |       |       |       |       |       |       |       |       |   |
|-----------|----|--------|----|----|----|------|----|----|-----|-------|-----|-----|-----|-------|-----|-----|-----|-----|-----|-----|-----|-----|-----|-----|-----|-----|-----|-----|-----|-----|-----|-----|-----|-----|-----|-----|-----|-----|-----|-----|-----|-----|-----|-----|-----|-----|-----|-----|-----|-----|-----|-----|-----|-----|-----|-----|-----|-----|-----|-----|-----|-----|-----|-----|-----|-----|-----|-----|-----|-----|-----|-----|-----|-----|-----|-----|-----|-----|-----|-----|-----|-----|-----|-----|-----|-----|-----|-----|-----|-----|-----|-----|-----|-----|-----|-----|-----|-----|------|------|------|------|------|------|------|------|------|------|------|------|------|------|------|------|------|------|------|------|------|------|------|------|------|------|------|------|------|------|------|------|------|------|------|------|------|------|------|------|------|------|------|------|------|------|------|------|------|------|------|------|------|------|------|------|------|------|------|------|------|------|------|------|------|------|------|------|------|------|------|------|------|------|------|------|------|------|------|------|------|------|------|------|------|------|------|------|------|------|------|------|------|------|------|------|------|------|------|------|------|------|------|------|------|------|------|------|------|------|------|------|------|------|------|------|------|------|------|------|------|------|------|------|------|------|------|------|------|------|------|------|------|------|------|------|------|------|------|------|------|------|------|------|------|------|------|------|------|------|------|------|------|------|------|------|------|------|------|------|------|------|------|------|------|------|------|------|------|------|------|------|------|------|------|------|------|------|------|------|------|------|------|------|------|------|------|------|------|------|------|------|------|------|------|------|------|------|------|------|------|------|------|------|------|------|------|------|------|------|------|------|------|------|------|------|------|------|------|------|------|------|------|------|------|------|------|------|------|------|------|------|------|------|------|------|------|------|------|------|------|------|------|------|------|------|------|------|------|------|------|------|------|------|------|------|------|------|------|------|------|------|------|------|------|------|------|------|------|------|------|------|------|------|------|------|------|------|------|------|------|------|------|------|------|------|------|------|------|------|------|------|------|------|------|------|------|------|------|------|------|------|------|------|------|------|------|------|------|------|------|------|------|------|------|------|------|------|------|------|------|------|------|------|------|------|------|------|------|------|------|------|------|------|------|------|------|------|------|------|------|------|------|------|------|------|------|------|------|------|------|------|------|------|------|------|------|------|------|------|------|------|------|------|------|------|------|------|------|------|------|------|------|------|------|------|------|------|------|------|------|------|------|------|------|------|------|------|------|------|------|------|------|------|------|------|------|------|------|------|------|------|------|------|------|------|------|------|------|------|------|------|------|------|------|------|------|------|------|------|------|------|------|------|------|------|------|------|------|------|------|------|------|------|------|------|------|------|------|------|------|------|------|------|------|------|------|------|------|------|------|------|------|------|------|------|------|------|------|------|------|------|------|------|------|------|------|------|------|------|------|------|------|------|------|------|------|------|------|------|------|------|------|------|------|------|------|------|------|------|------|------|------|------|------|------|------|------|------|------|------|------|------|------|------|------|------|------|------|------|------|------|------|------|------|------|------|------|------|------|------|------|------|------|------|------|------|------|------|------|------|------|------|------|------|------|------|------|------|------|------|------|------|------|------|------|------|------|------|------|------|------|------|------|------|------|------|------|------|------|------|------|------|------|------|------|------|------|------|------|------|------|------|------|------|------|------|------|------|------|------|------|------|------|------|------|------|------|------|------|------|------|------|------|------|------|------|------|------|------|------|------|------|------|------|------|------|------|------|------|------|------|------|------|------|------|------|------|------|------|------|------|------|------|------|------|------|------|------|------|------|------|------|------|------|------|------|------|------|------|------|------|------|------|------|------|------|------|------|------|------|------|------|------|------|------|------|------|------|------|------|------|------|------|------|------|------|------|------|------|------|------|------|------|------|------|------|------|------|------|------|------|------|------|------|------|------|------|------|------|------|------|------|------|------|------|------|------|------|------|------|------|------|------|------|------|------|------|------|------|------|------|------|------|------|------|------|------|------|------|------|------|------|------|------|------|------|------|------|------|------|------|------|------|------|------|------|------|------|------|------|------|------|------|------|------|------|------|------|------|------|------|------|------|------|------|------|------|------|------|------|------|------|------|------|------|------|------|------|------|------|------|------|------|------|------|------|------|------|------|------|------|------|------|------|------|------|------|------|------|------|------|------|------|------|------|------|------|------|------|------|------|------|------|------|------|------|------|------|------|------|------|------|------|------|------|------|------|------|------|------|------|------|------|------|------|------|------|------|------|------|------|------|------|------|------|------|------|------|------|------|------|------|------|------|------|------|------|------|------|------|------|------|------|------|------|------|------|------|------|------|------|------|------|------|------|------|------|------|------|------|------|------|------|------|------|------|------|------|------|------|------|------|------|------|------|------|------|------|------|------|------|------|------|------|------|------|------|------|------|-------|-------|-------|-------|-------|-------|-------|-------|-------|-------|-------|-------|-------|-------|-------|-------|-------|-------|-------|-------|-------|-------|-------|-------|-------|-------|-------|-------|-------|-------|-------|-------|-------|-------|-------|-------|-------|-------|-------|-------|-------|-------|-------|-------|-------|-------|-------|-------|-------|-------|-------|-------|-------|-------|-------|-------|-------|-------|-------|-------|-------|-------|-------|-------|-------|-------|-------|-------|-------|-------|-------|-------|-------|-------|-------|-------|-------|-------|-------|-------|-------|-------|-------|-------|-------|-------|-------|-------|-------|-------|-------|-------|-------|-------|-------|-------|-------|-------|-------|-------|-------|-------|-------|-------|-------|-------|-------|-------|-------|-------|-------|-------|-------|-------|-------|-------|-------|-------|-------|-------|-------|-------|-------|-------|-------|-------|-------|-------|-------|-------|-------|-------|-------|-------|-------|-------|-------|-------|-------|-------|-------|-------|-------|-------|-------|-------|-------|-------|-------|-------|-------|-------|-------|-------|-------|-------|-------|-------|-------|-------|-------|-------|-------|-------|-------|-------|-------|-------|-------|-------|-------|-------|-------|-------|-------|-------|-------|-------|-------|-------|-------|-------|-------|-------|-------|---|
| 1.        | 2. | 3.     | 4. | 5. | 6. | 7.   | 8. | 9. | 10. | 11.   | 12. | 13. | 14. | 15.   | 16. | 17. | 18. | 19. | 20. | 21. | 22. | 23. | 24. | 25. | 26. | 27. | 28. | 29. | 30. | 31. | 32. | 33. | 34. | 35. | 36. | 37. | 38. | 39. | 40. | 41. | 42. | 43. | 44. | 45. | 46. | 47. | 48. | 49. | 50. | 51. | 52. | 53. | 54. | 55. | 56. | 57. | 58. | 59. | 60. | 61. | 62. | 63. | 64. | 65. | 66. | 67. | 68. | 69. | 70. | 71. | 72. | 73. | 74. | 75. | 76. | 77. | 78. | 79. | 80. | 81. | 82. | 83. | 84. | 85. | 86. | 87. | 88. | 89. | 90. | 91. | 92. | 93. | 94. | 95. | 96. | 97. | 98. | 99. | 100. | 101. | 102. | 103. | 104. | 105. | 106. | 107. | 108. | 109. | 110. | 111. | 112. | 113. | 114. | 115. | 116. | 117. | 118. | 119. | 120. | 121. | 122. | 123. | 124. | 125. | 126. | 127. | 128. | 129. | 130. | 131. | 132. | 133. | 134. | 135. | 136. | 137. | 138. | 139. | 140. | 141. | 142. | 143. | 144. | 145. | 146. | 147. | 148. | 149. | 150. | 151. | 152. | 153. | 154. | 155. | 156. | 157. | 158. | 159. | 160. | 161. | 162. | 163. | 164. | 165. | 166. | 167. | 168. | 169. | 170. | 171. | 172. | 173. | 174. | 175. | 176. | 177. | 178. | 179. | 180. | 181. | 182. | 183. | 184. | 185. | 186. | 187. | 188. | 189. | 190. | 191. | 192. | 193. | 194. | 195. | 196. | 197. | 198. | 199. | 200. | 201. | 202. | 203. | 204. | 205. | 206. | 207. | 208. | 209. | 210. | 211. | 212. | 213. | 214. | 215. | 216. | 217. | 218. | 219. | 220. | 221. | 222. | 223. | 224. | 225. | 226. | 227. | 228. | 229. | 230. | 231. | 232. | 233. | 234. | 235. | 236. | 237. | 238. | 239. | 240. | 241. | 242. | 243. | 244. | 245. | 246. | 247. | 248. | 249. | 250. | 251. | 252. | 253. | 254. | 255. | 256. | 257. | 258. | 259. | 260. | 261. | 262. | 263. | 264. | 265. | 266. | 267. | 268. | 269. | 270. | 271. | 272. | 273. | 274. | 275. | 276. | 277. | 278. | 279. | 280. | 281. | 282. | 283. | 284. | 285. | 286. | 287. | 288. | 289. | 290. | 291. | 292. | 293. | 294. | 295. | 296. | 297. | 298. | 299. | 300. | 301. | 302. | 303. | 304. | 305. | 306. | 307. | 308. | 309. | 310. | 311. | 312. | 313. | 314. | 315. | 316. | 317. | 318. | 319. | 320. | 321. | 322. | 323. | 324. | 325. | 326. | 327. | 328. | 329. | 330. | 331. | 332. | 333. | 334. | 335. | 336. | 337. | 338. | 339. | 340. | 341. | 342. | 343. | 344. | 345. | 346. | 347. | 348. | 349. | 350. | 351. | 352. | 353. | 354. | 355. | 356. | 357. | 358. | 359. | 360. | 361. | 362. | 363. | 364. | 365. | 366. | 367. | 368. | 369. | 370. | 371. | 372. | 373. | 374. | 375. | 376. | 377. | 378. | 379. | 380. | 381. | 382. | 383. | 384. | 385. | 386. | 387. | 388. | 389. | 390. | 391. | 392. | 393. | 394. | 395. | 396. | 397. | 398. | 399. | 400. | 401. | 402. | 403. | 404. | 405. | 406. | 407. | 408. | 409. | 410. | 411. | 412. | 413. | 414. | 415. | 416. | 417. | 418. | 419. | 420. | 421. | 422. | 423. | 424. | 425. | 426. | 427. | 428. | 429. | 430. | 431. | 432. | 433. | 434. | 435. | 436. | 437. | 438. | 439. | 440. | 441. | 442. | 443. | 444. | 445. | 446. | 447. | 448. | 449. | 450. | 451. | 452. | 453. | 454. | 455. | 456. | 457. | 458. | 459. | 460. | 461. | 462. | 463. | 464. | 465. | 466. | 467. | 468. | 469. | 470. | 471. | 472. | 473. | 474. | 475. | 476. | 477. | 478. | 479. | 480. | 481. | 482. | 483. | 484. | 485. | 486. | 487. | 488. | 489. | 490. | 491. | 492. | 493. | 494. | 495. | 496. | 497. | 498. | 499. | 500. | 501. | 502. | 503. | 504. | 505. | 506. | 507. | 508. | 509. | 510. | 511. | 512. | 513. | 514. | 515. | 516. | 517. | 518. | 519. | 520. | 521. | 522. | 523. | 524. | 525. | 526. | 527. | 528. | 529. | 530. | 531. | 532. | 533. | 534. | 535. | 536. | 537. | 538. | 539. | 540. | 541. | 542. | 543. | 544. | 545. | 546. | 547. | 548. | 549. | 550. | 551. | 552. | 553. | 554. | 555. | 556. | 557. | 558. | 559. | 560. | 561. | 562. | 563. | 564. | 565. | 566. | 567. | 568. | 569. | 570. | 571. | 572. | 573. | 574. | 575. | 576. | 577. | 578. | 579. | 580. | 581. | 582. | 583. | 584. | 585. | 586. | 587. | 588. | 589. | 590. | 591. | 592. | 593. | 594. | 595. | 596. | 597. | 598. | 599. | 600. | 601. | 602. | 603. | 604. | 605. | 606. | 607. | 608. | 609. | 610. | 611. | 612. | 613. | 614. | 615. | 616. | 617. | 618. | 619. | 620. | 621. | 622. | 623. | 624. | 625. | 626. | 627. | 628. | 629. | 630. | 631. | 632. | 633. | 634. | 635. | 636. | 637. | 638. | 639. | 640. | 641. | 642. | 643. | 644. | 645. | 646. | 647. | 648. | 649. | 650. | 651. | 652. | 653. | 654. | 655. | 656. | 657. | 658. | 659. | 660. | 661. | 662. | 663. | 664. | 665. | 666. | 667. | 668. | 669. | 670. | 671. | 672. | 673. | 674. | 675. | 676. | 677. | 678. | 679. | 680. | 681. | 682. | 683. | 684. | 685. | 686. | 687. | 688. | 689. | 690. | 691. | 692. | 693. | 694. | 695. | 696. | 697. | 698. | 699. | 700. | 701. | 702. | 703. | 704. | 705. | 706. | 707. | 708. | 709. | 710. | 711. | 712. | 713. | 714. | 715. | 716. | 717. | 718. | 719. | 720. | 721. | 722. | 723. | 724. | 725. | 726. | 727. | 728. | 729. | 730. | 731. | 732. | 733. | 734. | 735. | 736. | 737. | 738. | 739. | 740. | 741. | 742. | 743. | 744. | 745. | 746. | 747. | 748. | 749. | 750. | 751. | 752. | 753. | 754. | 755. | 756. | 757. | 758. | 759. | 760. | 761. | 762. | 763. | 764. | 765. | 766. | 767. | 768. | 769. | 770. | 771. | 772. | 773. | 774. | 775. | 776. | 777. | 778. | 779. | 780. | 781. | 782. | 783. | 784. | 785. | 786. | 787. | 788. | 789. | 790. | 791. | 792. | 793. | 794. | 795. | 796. | 797. | 798. | 799. | 800. | 801. | 802. | 803. | 804. | 805. | 806. | 807. | 808. | 809. | 810. | 811. | 812. | 813. | 814. | 815. | 816. | 817. | 818. | 819. | 820. | 821. | 822. | 823. | 824. | 825. | 826. | 827. | 828. | 829. | 830. | 831. | 832. | 833. | 834. | 835. | 836. | 837. | 838. | 839. | 840. | 841. | 842. | 843. | 844. | 845. | 846. | 847. | 848. | 849. | 850. | 851. | 852. | 853. | 854. | 855. | 856. | 857. | 858. | 859. | 860. | 861. | 862. | 863. | 864. | 865. | 866. | 867. | 868. | 869. | 870. | 871. | 872. | 873. | 874. | 875. | 876. | 877. | 878. | 879. | 880. | 881. | 882. | 883. | 884. | 885. | 886. | 887. | 888. | 889. | 890. | 891. | 892. | 893. | 894. | 895. | 896. | 897. | 898. | 899. | 900. | 901. | 902. | 903. | 904. | 905. | 906. | 907. | 908. | 909. | 910. | 911. | 912. | 913. | 914. | 915. | 916. | 917. | 918. | 919. | 920. | 921. | 922. | 923. | 924. | 925. | 926. | 927. | 928. | 929. | 930. | 931. | 932. | 933. | 934. | 935. | 936. | 937. | 938. | 939. | 940. | 941. | 942. | 943. | 944. | 945. | 946. | 947. | 948. | 949. | 950. | 951. | 952. | 953. | 954. | 955. | 956. | 957. | 958. | 959. | 960. | 961. | 962. | 963. | 964. | 965. | 966. | 967. | 968. | 969. | 970. | 971. | 972. | 973. | 974. | 975. | 976. | 977. | 978. | 979. | 980. | 981. | 982. | 983. | 984. | 985. | 986. | 987. | 988. | 989. | 990. | 991. | 992. | 993. | 994. | 995. | 996. | 997. | 998. | 999. | 1000. | 1001. | 1002. | 1003. | 1004. | 1005. | 1006. | 1007. | 1008. | 1009. | 1010. | 1011. | 1012. | 1013. | 1014. | 1015. | 1016. | 1017. | 1018. | 1019. | 1020. | 1021. | 1022. | 1023. | 1024. | 1025. | 1026. | 1027. | 1028. | 1029. | 1030. | 1031. | 1032. | 1033. | 1034. | 1035. | 1036. | 1037. | 1038. | 1039. | 1040. | 1041. | 1042. | 1043. | 1044. | 1045. | 1046. | 1047. | 1048. | 1049. | 1050. | 1051. | 1052. | 1053. | 1054. | 1055. | 1056. | 1057. | 1058. | 1059. | 1060. | 1061. | 1062. | 1063. | 1064. | 1065. | 1066. | 1067. | 1068. | 1069. | 1070. | 1071. | 1072. | 1073. | 1074. | 1075. | 1076. | 1077. | 1078. | 1079. | 1080. | 1081. | 1082. | 1083. | 1084. | 1085. | 1086. | 1087. | 1088. | 1089. | 1090. | 1091. | 1092. | 1093. | 1094. | 1095. | 1096. | 1097. | 1098. | 1099. | 1100. | 1101. | 1102. | 1103. | 1104. | 1105. | 1106. | 1107. | 1108. | 1109. | 1110. | 1111. | 1112. | 1113. | 1114. | 1115. | 1116. | 1117. | 1118. | 1119. | 1120. | 1121. | 1122. | 1123. | 1124. | 1125. | 1126. | 1127. | 1128. | 1129. | 1130. | 1131. | 1132. | 1133. | 1134. | 1135. | 1136. | 1137. | 1138. | 1139. | 1140. | 1141. | 1142. | 1143. | 1144. | 1145. | 1146. | 1147. | 1148. | 1149. | 1150. | 1151. | 1152. | 1153. | 1154. | 1155. | 1156. | 1157. | 1158. | 1159. | 1160. | 1161. | 1162. | 1163. | 1164. | 1165. | 1166. | 1167. | 1168. | 1169. | 1170. | 1171. | 1172. | 1173. | 1174. | 1175. | 1176. | 1177. | 1178. | 1179. | 1180. | 1181. | 1182. | 1183. | 1184. | 1 |

1. SEVEROÍRSKA FUTBALOVÁ LIGA

| TABUĽKA                |    | CELKOM |   |   |       | DOMA |    |   |   | VONKU |      |      |   | POZN. |   |      |      |   |        |
|------------------------|----|--------|---|---|-------|------|----|---|---|-------|------|------|---|-------|---|------|------|---|--------|
| 1. CRUSADERS           | 10 | 8      | 1 | 1 | 31:10 | 4.10 | 25 | 6 | 1 | 0     | 21:6 | 3.86 | 2 | 0     | 1 | 10:4 | 4.67 | 0 | TITUL  |
| 2. COLERAINE           | 10 | 5      | 5 | 0 | 25:9  | 3.40 | 20 | 2 | 3 | 0     | 10:3 | 2.60 | 3 | 2     | 0 | 15:6 | 4.20 | 0 | TITUL  |
| 3. CLIFTONVILLE        | 10 | 6      | 1 | 3 | 17:8  | 2.50 | 19 | 2 | 0 | 2     | 4:4  | 2.00 | 4 | 1     | 1 | 13:4 | 2.83 | 0 | TITUL  |
| 4. LARNE               | 9  | 4      | 3 | 2 | 23:10 | 3.67 | 15 | 2 | 1 | 1     | 14:4 | 4.50 | 2 | 2     | 1 | 9:6  | 3.00 | 0 | TITUL  |
| 5. LINFIELD            | 7  | 5      | 0 | 2 | 17:6  | 3.29 | 15 | 3 | 0 | 1     | 13:5 | 4.50 | 2 | 0     | 1 | 4:1  | 1.67 | 0 | TITUL  |
| 6. BALLYMENA           | 9  | 4      | 3 | 2 | 17:12 | 3.22 | 15 | 2 | 1 | 1     | 8:4  | 3.00 | 2 | 2     | 1 | 9:8  | 3.40 | 0 | TITUL  |
| 7. GLENTORAN BELFAST   | 10 | 4      | 2 | 4 | 16:16 | 3.20 | 14 | 3 | 1 | 1     | 10:5 | 3.00 | 1 | 1     | 3 | 6:11 | 3.40 | 0 | ZOSTUP |
| 8. DUNGANNON           | 10 | 4      | 2 | 4 | 15:23 | 3.80 | 14 | 3 | 1 | 1     | 9:9  | 3.60 | 1 | 1     | 3 | 6:14 | 4.00 | 0 | ZOSTUP |
| 9. GLENAVON            | 9  | 2      | 1 | 6 | 10:27 | 4.11 | 7  | 2 | 1 | 1     | 6:6  | 3.00 | 0 | 0     | 5 | 4:21 | 5.00 | 0 | ZOSTUP |
| 10. CARRICK RANGERS FC | 9  | 2      | 0 | 7 | 8:16  | 2.67 | 6  | 0 | 0 | 5     | 2:11 | 2.60 | 2 | 0     | 2 | 6:5  | 2.75 | 0 | ZOSTUP |
| 11. INSTITUTE          | 10 | 1      | 2 | 7 | 8:25  | 3.30 | 5  | 0 | 1 | 4     | 4:16 | 4.00 | 1 | 1     | 3 | 4:9  | 2.60 | 0 | ZOSTUP |
| 12. WARRENPOINT TOWN   | 9  | 1      | 0 | 8 | 7:32  | 4.33 | 3  | 1 | 0 | 3     | 6:14 | 5.00 | 0 | 0     | 5 | 1:18 | 3.80 | 0 | ZOSTUP |

2. FRANCÚZSKA FUTBALOVÁ LIGA

| ČÍSLO UDAL.                 | DEŇ        | DOHRÁVKA 10. KOLA | VÝSLEDKY V ROKU |      |                |      | PREDBEŽNÉ KURZY |      |            |       |          | VÁŠ TIP | VÝSLEDOK   |       |   |       |      |  |        |
|-----------------------------|------------|-------------------|-----------------|------|----------------|------|-----------------|------|------------|-------|----------|---------|--|-------|---|-------|------|--|--------|
|                             |            |                   | 2018-2019       |      | 2017-2018      |      | 1               | 10   | 0          | 02    | 2        |         |  |       |   |       |      |  |        |
| 1606                        | 07.10.     | ORLEANS           | -               | LENS | 0: 2           | 2: 5 | 2: 0            | 1: 0 | 3.38       | 1.64  | 3.18     | 1.29    | 2.20   |       |   |       |      |  |        |
| VÝSLEDKY POSLEDNYCH ZÁPASOV |            |                   |                 |      |                |      |                 |      |            |       |          |         | (OZNACENIE PISMENOM (V) ZNAMENÁ ZÁPAS HRANÝ VONKU) |       |   |       |      |  |        |
| LENS                        | PARIS FC   | 2: 1              | CAEN (V)        | 2: 0 | CHATEAURoux    | 1: 0 | GRENOBLE (V)    | 2: 2 | TROYES (V) | 0: 2  | LE HAVRE | 1: 3    |  | 1: 3  |   |       |      |  |        |
| ORLEANS                     | TROYES (V) | 2: 1              | LE HAVRE        | 2: 2 | AC AJACCIO (V) | 0: 0 | NIORT           | 0: 1 | RODEZ (V)  | 3: 3  | CLERMONT | 0: 1    |  | 0: 1  |   |       |      |  |        |
| TABUĽKA PO 10. KOLE         |            | CELKOM            |                 |      |                | DOMA |                 |      |            | VONKU |          |         |  | POZN. |   |       |      |  |        |
| 1. LORIENT                  | 10         | 7                 | 2               | 1    | 14: 5          | 1.90 | 23              | 3    | 1          | 1     | 6: 2     | 1.60    | 4  | 1     | 0 | 8: 3  | 2.20 |  | POSTUP |
| 2. SOCHAUX                  | 10         | 5                 | 3               | 2    | 14: 5          | 1.90 | 18              | 4    | 2          | 0     | 11: 1    | 2.00    | 1  | 1     | 2 | 3: 4  | 1.75 |  | POSTUP |
| 3. AC AJACCIO               | 10         | 5                 | 3               | 2    | 13: 9          | 2.20 | 18              | 2    | 2          | 1     | 6: 4     | 2.00    | 3  | 1     | 1 | 7: 5  | 2.40 |  | BARAZ  |
| 4. LENS                     | 9          | 5                 | 2               | 2    | 13: 9          | 2.56 | 17              | 3    | 0          | 1     | 6: 4     | 2.50    | 2  | 2     | 1 | 7: 6  | 2.60 |  | BARAZ  |
| 5. LE HAVRE                 | 10         | 4                 | 4               | 2    | 16: 11         | 2.70 | 16              | 1    | 2          | 1     | 4: 3     | 1.75    | 3  | 2     | 1 | 12: 8 | 3.33 |  | BARAZ  |
| 6. TROYES                   | 10         | 5                 | 1               | 4    | 13: 10         | 2.30 | 16              | 2    | 0          | 3     | 7: 7     | 2.80    | 3  | 1     | 1 | 6: 3  | 1.80 |  |        |
| 7. AUXERRE                  | 10         | 4                 | 3               | 3    | 17: 12         | 2.90 | 15              | 3    | 1          | 1     | 10: 5    | 3.00    | 1  | 2     | 2 | 7: 7  | 2.80 |  |        |
| 8. GUINGAMP                 | 10         | 4                 | 3               | 3    | 16: 13         | 2.90 | 15              | 3    | 2          | 1     | 12: 6    | 3.00    | 1  | 1     | 2 | 4: 7  | 2.75 |  |        |
| 9. NANCY                    | 10         | 3                 | 6               | 1    | 13: 11         | 2.40 | 15              | 3    | 3          | 0     | 9: 4     | 2.17    | 0  | 3     | 1 | 4: 7  | 2.75 |  |        |
| 10. CLERMONT                | 10         | 4                 | 3               | 3    | 12: 12         | 2.40 | 15              | 1    | 3          | 1     | 7: 6     | 2.60    | 3  | 0     | 2 | 5: 6  | 2.20 |  |        |
| 11. VALENCIENNES            | 10         | 4                 | 3               | 3    | 7: 8           | 1.50 | 15              | 2    | 2          | 1     | 4: 4     | 1.60    | 2  | 1     | 2 | 3: 4  | 1.40 |  |        |
| 12. GRENOBLE                | 10         | 3                 | 5               | 2    | 12: 11         | 2.30 | 14              | 1    | 2          | 1     | 4: 4     | 2.00    | 2  | 3     | 1 | 8: 7  | 2.50 |  |        |
| 13. NIORT                   | 10         | 3                 | 4               | 3    | 11: 10         | 2.10 | 13              | 1    | 2          | 2     | 6: 6     | 2.40    | 2  | 2     | 1 | 5: 4  | 1.80 |  |        |
| 14. RODEZ                   | 10         | 3                 | 3               | 4    | 14: 15         | 2.90 | 12              | 3    | 1          | 1     | 11: 7    | 3.60    | 0  | 2     | 3 | 3: 8  | 2.20 |  |        |
| 15. CHAMBLY                 | 10         | 3                 | 3               | 4    | 6: 9           | 1.50 | 12              | 1    | 2          | 2     | 2: 5     | 1.40    | 2  | 1     | 2 | 4: 4  | 1.60 |  |        |
| 16. ORLEANS                 | 9          | 1                 | 4               | 4    | 7: 10          | 1.89 | 7               | 0    | 1          | 3     | 2: 5     | 1.75    | 1  | 3     | 1 | 5: 5  | 2.00 |  |        |
| 17. CAEN                    | 10         | 1                 | 4               | 5    | 6: 13          | 1.90 | 7               | 0    | 2          | 3     | 2: 8     | 2.00    | 1  | 2     | 2 | 4: 5  | 1.80 |  |        |
| 18. CHATEAURoux             | 10         | 1                 | 4               | 5    | 3: 11          | 1.40 | 7               | 0    | 2          | 2     | 1: 3     | 1.00    | 1  | 2     | 3 | 2: 8  | 1.67 |  | BARAZ  |
| 19. LE MANS                 | 10         | 2                 | 0               | 8    | 10: 21         | 3.10 | 6               | 2    | 0          | 4     | 8: 10    | 3.00    | 0  | 0     | 4 | 2: 11 | 3.25 |  | ZOSTUP |
| 20. PARIS FC                | 10         | 1                 | 2               | 7    | 4: 15          | 1.90 | 5               | 1    | 1          | 3     | 2: 7     | 1.80    | 0  | 1     | 4 | 2: 8  | 2.00 |  | ZOSTUP |

3. FRANCÚZSKA FUTBALOVÁ LIGA

| TABUĽKA             |    | CELKOM |   |   |        | DOMA |    |   |   | VONKU |        |      |   | POZN. |   |       |  |  |          |
|---------------------|----|--------|---|---|--------|------|----|---|---|-------|--------|------|---|-------|---|-------|--|--|----------|
| 1. DUNKERQUE        | 10 | 6      | 1 | 3 | 17: 9  | 1.79 | 19 | 4 | 0 | 2     | 12: 6  | 2.10 | 2 | 1     | 1 | 5: 3  |  |  | POSTUP   |
| 2. PAU              | 10 | 5      | 4 | 1 | 17: 9  | 1.79 | 19 | 4 | 2 | 0     | 15: 5  | 1.55 | 1 | 2     | 1 | 2: 4  |  |  | POSTUP   |
| 3. VILLEFRANCHE     | 10 | 5      | 3 | 2 | 14: 9  | 1.8  | 18 | 3 | 1 | 1     | 8: 5   | 2.2  | 2 | 1     | 1 | 6: 4  |  |  | O POSTUP |
| 4. LYON DUCHERE     | 10 | 5      | 3 | 2 | 11: 8  | 1.8  | 18 | 2 | 3 | 0     | 5: 2   | 3    | 0 | 2     | 2 | 6: 6  |  |  |          |
| 5. AVRANCHES        | 10 | 5      | 2 | 3 | 9: 9   | 1.7  | 17 | 2 | 1 | 1     | 4: 3   | 3    | 1 | 2     | 2 | 5: 6  |  |  |          |
| 6. CRETEIL          | 10 | 4      | 4 | 2 | 11: 6  | 1.6  | 16 | 2 | 2 | 1     | 5: 3   | 2    | 2 | 1     | 1 | 6: 3  |  |  |          |
| 7. LAVAL            | 10 | 4      | 3 | 3 | 11: 10 | 1.5  | 15 | 2 | 1 | 2     | 4: 4   | 2    | 2 | 1     | 1 | 7: 6  |  |  |          |
| 8. RED STAR         | 10 | 4      | 2 | 4 | 14: 11 | 1.4  | 14 | 1 | 2 | 2     | 4: 5   | 3    | 0 | 2     | 2 | 10: 6 |  |  |          |
| 9. BOULOGNE         | 10 | 4      | 2 | 4 | 9: 9   | 1.4  | 14 | 2 | 1 | 1     | 6: 5   | 2    | 1 | 3     | 3 | 3: 4  |  |  |          |
| 10. CONCARNEAU      | 10 | 3      | 4 | 3 | 10: 10 | 1.3  | 13 | 2 | 3 | 0     | 7: 4   | 1    | 1 | 3     | 3 | 3: 6  |  |  |          |
| 11. CHOLET          | 10 | 3      | 4 | 3 | 13: 14 | 1.3  | 13 | 2 | 1 | 1     | 5: 4   | 1    | 3 | 2     | 2 | 8: 10 |  |  |          |
| 12. BOURG           | 10 | 3      | 4 | 3 | 11: 12 | 1.3  | 13 | 2 | 3 | 1     | 6: 6   | 1    | 1 | 2     | 2 | 5: 6  |  |  |          |
| 13. BASTIA BORGO    | 10 | 3      | 4 | 3 | 12: 14 | 1.3  | 13 | 3 | 0 | 1     | 10: 10 | 0    | 4 | 2     | 2 | 2: 4  |  |  |          |
| 14. AJACCIO GFCO    | 10 | 2      | 5 | 3 | 7: 12  | 1.1  | 11 | 1 | 3 | 1     | 3: 2   | 1    | 2 | 2     | 2 | 4: 10 |  |  |          |
| 15. BEZIERS         | 10 | 2      | 4 | 4 | 11: 16 | 1.0  | 10 | 2 | 2 | 1     | 6: 5   | 0    | 2 | 3     | 2 | 5: 11 |  |  | ZOSTUP   |
| 16. TOULON          | 10 | 0      | 6 | 4 | 7: 11  | 0.6  | 6  | 0 | 4 | 2     | 3: 5   | 0    | 2 | 2     | 2 | 4: 6  |  |  | ZOSTUP   |
| 17. QUEVILLY        | 10 | 1      | 3 | 6 | 9: 17  | 0.6  | 6  | 1 | 0 | 4     | 4: 9   | 0    | 3 | 2     | 2 | 5: 8  |  |  | ZOSTUP   |
| 18. LE PUY AUVERGNE | 10 | 1      | 2 | 7 | 12: 19 | 0.5  | 5  | 0 | 1 | 3     | 4: 8   | 1    | 1 | 4     | 2 | 8: 11 |  |  | ZOSTUP   |

2. ŠPANIELSKA FUTBALOVÁ LIGA

| ČÍSLO UDAL. | DEŇ    | ZÁPASY 11. KOLA            | VÝSLEDKY V ROKU |      |           |      | PREDBEŽNÉ KURZY |      |      |      |      | VÁŠ TIP | VÝSLEDOK |
|-------------|--------|----------------------------|-----------------|------|-----------|------|-----------------|------|------|------|------|---------|----------|
|             |        |                            | 2018-2019       |      | 2017-2018 |      | 1               | 10   | 0    | 02   | 2    |         |          |
| 1285        | 13.10. | ALBACETE - OVIEDO          | 0: 0            | 0: 1 | 2: 1      | 0: 0 | 2.10            | 1.27 | 3.20 | 1.57 | 3.10 |         |          |
| 1286        | 12.10. | ALMERIA - LUGO             | 1: 1            | 2: 4 | 1: 0      | 1: 1 | 1.55            | 1.07 | 3.50 | 2.15 | 5.50 |         |          |
| 1287        | 12.10. | EXTREMADURA - PONTERRADINA |                 |      |           |      | 2.35            | 1.34 | 3.15 | 1.46 | 2.72 |         |          |
| 1288        | 12.10. | GIRONA - ELCHE             |                 |      |           |      | 1.75            | 1.16 | 3.40 | 1.85 | 4.07 |         |          |
| 1289        | 13.10. | HUESCA - R. SANTANDER      |                 |      |           |      | 1.70            | 1.13 | 3.40 | 1.91 | 4.37 |         |          |
| 1290        | 13.10. | LAS PALMAS - LA CORUNA     | 1: 1            | 1: 0 |           |      | 2.25            | 1.32 | 3.20 | 1.50 | 2.82 |         |          |
| 1291        | 13.10. | MIRANDES - FUENLABRADA     |                 |      |           |      | 2.66            | 1.38 | 2.85 | 1.36 | 2.60 |         |          |
| 1292        | 12.10. | MALAGA - CADIZ             | 1: 0            | 1: 1 |           |      | 2.60            | 1.36 | 2.85 | 1.38 | 2.66 |         |          |
| 1293        | 13.10. | NUMANCIA - ZARAGOZA        | 1: 0            | 0: 0 | 1: 2      | 0: 3 | 2.65            | 1.41 | 3.00 | 1.36 | 2.50 |         |          |
| 1294        | 11.10. | VALLLECANO - TENERIFE      |                 |      | 3: 1      | 2: 2 | 2.00            | 1.23 | 3.20 | 1.64 | 3.35 |         |          |
| 1295        | 12.10. | GJON - ALCORCON            | 2: 0            | 1: 1 | 3: 0      | 0: 0 | 1.80            | 1.16 | 3.30 | 1.80 | 3.96 |         |          |

VÝSLEDKY POSLEDNYCH ZÁPASOV (OZNACENIE PISMENOM (V) ZNAMENÁ ZÁPAS HRANÝ VONKU)

|             |                |      |                 |      |                |      |                |      |              |      |                  |      |
|-------------|----------------|------|-----------------|------|----------------|------|----------------|------|--------------|------|------------------|------|
| ALBACETE    | ALCORCON (V)   | 1: 0 | R. SANTANDER    | 0: 0 | LAS PALMAS (V) | 2: 3 | MALAGA         | 1: 0 | HUESCA (V)   | 1: 0 | TENERIFE         | 0: 4 |
| ALCORCON    | ALBACETE       | 0: 1 | VALLLECANO (V)  | 1: 1 | EXTREMADURA    | 0: 2 | MIRANDES (V)   | 2: 2 | CADIZ        | 3: 0 | PONTERRADINA (V) | 1: 1 |
| ALMERIA     | LA CORUNA (V)  | 0: 0 | GJON (V)        | 2: 4 | LA CORUNA (V)  | 1: 2 | VALLLECANO (V) | 1: 1 | GIRONA       | 3: 1 | LAS PALMAS (V)   | 3: 0 |
| CADIZ       | ZARAGOZA (V)   | 2: 0 | HUESCA          | 1: 0 | ALMERIA (V)    | 2: 1 | LA CORUNA      | 0: 0 | ALCORCON (V) | 0: 3 | GIRONA           | 2: 0 |
| ELCHE       | VALLLECANO (V) | 1: 1 | EXTREMADURA (V) | 0: 2 | PONTERRADINA   | 1: 0 | NUMANCIA (V)   | 1: 1 | TENERIFE     | 1: 1 | OVIEDO (V)       | 2: 0 |
| EXTREMADURA | TENERIFE (V)   | 2: 1 | ELCHE           | 2: 0 | ALCORCON (V)   | 2: 0 | HUESCA         | 0: 1 | OVIEDO (V)   | 1    |                  |      |



|            |    |   |   |   |       |      |   |   |   |   |     |      |   |   |   |     |      |        |
|------------|----|---|---|---|-------|------|---|---|---|---|-----|------|---|---|---|-----|------|--------|
| 22. OVIEDO | 10 | 1 | 4 | 5 | 11:16 | 2.70 | 7 | 0 | 4 | 1 | 5:7 | 2.40 | 1 | 0 | 4 | 6:9 | 3.00 | ZOSTUP |
|------------|----|---|---|---|-------|------|---|---|---|---|-----|------|---|---|---|-----|------|--------|

### 3. ŠPANIELSKA FUTBALOVÁ LIGA

| SKUPINA 1                |   |   |   |   | CELKOM |    |   |   |   | DOMA |   |   |   |      | VONKU    |  |  |  |  | POZN. |
|--------------------------|---|---|---|---|--------|----|---|---|---|------|---|---|---|------|----------|--|--|--|--|-------|
| 1. BALEARES              | 7 | 6 | 0 | 1 | 12:4   | 18 | 3 | 0 | 0 | 6:2  | 3 | 0 | 1 | 6:2  |          |  |  |  |  |       |
| 2. IBIZA                 | 7 | 5 | 1 | 1 | 13:4   | 16 | 3 | 0 | 0 | 6:1  | 2 | 1 | 1 | 7:3  | PLAY OFF |  |  |  |  |       |
| 3. PENYA DEPORTIVA       | 7 | 5 | 1 | 1 | 17:11  | 16 | 3 | 0 | 1 | 11:8 | 2 | 1 | 0 | 6:3  | PLAY OFF |  |  |  |  |       |
| 4. ATL. MADRID B         | 7 | 5 | 0 | 2 | 18:7   | 15 | 2 | 0 | 1 | 9:3  | 3 | 0 | 1 | 9:4  | PLAY OFF |  |  |  |  |       |
| 5. INTERNACIONAL MADRID  | 7 | 4 | 2 | 1 | 13:6   | 14 | 3 | 1 | 0 | 10:4 | 1 | 1 | 1 | 3:2  |          |  |  |  |  |       |
| 6. MAJADAHONDA           | 7 | 4 | 1 | 2 | 9:8    | 13 | 4 | 0 | 0 | 6:1  | 0 | 1 | 2 | 3:7  |          |  |  |  |  |       |
| 7. REAL MADRID CASTILLA  | 7 | 2 | 4 | 1 | 8:6    | 10 | 2 | 1 | 0 | 6:2  | 0 | 3 | 1 | 2:4  |          |  |  |  |  |       |
| 8. OVIEDO B              | 7 | 3 | 1 | 3 | 12:12  | 10 | 1 | 1 | 1 | 4:4  | 2 | 0 | 2 | 8:8  |          |  |  |  |  |       |
| 9. CORUJO                | 7 | 3 | 1 | 3 | 4:6    | 10 | 2 | 1 | 1 | 3:2  | 1 | 0 | 2 | 1:4  |          |  |  |  |  |       |
| 10. LAS ROZAS            | 7 | 2 | 3 | 2 | 7:5    | 9  | 2 | 1 | 0 | 5:1  | 0 | 2 | 2 | 2:4  |          |  |  |  |  |       |
| 11. MELLILLA             | 7 | 2 | 3 | 2 | 7:11   | 9  | 1 | 2 | 0 | 3:2  | 1 | 1 | 2 | 4:9  |          |  |  |  |  |       |
| 12. PONTEVEDRA           | 7 | 3 | 0 | 4 | 8:13   | 9  | 2 | 0 | 2 | 5:7  | 1 | 0 | 2 | 3:6  |          |  |  |  |  |       |
| 13. VIGO B               | 7 | 2 | 2 | 3 | 10:13  | 8  | 1 | 0 | 2 | 4:5  | 1 | 2 | 1 | 6:8  |          |  |  |  |  |       |
| 14. LAS PALMAS ATLETICO  | 7 | 2 | 2 | 3 | 5:9    | 8  | 1 | 2 | 1 | 4:4  | 1 | 0 | 2 | 1:5  |          |  |  |  |  |       |
| 15. GIJON B              | 7 | 2 | 1 | 4 | 7:6    | 7  | 2 | 0 | 2 | 6:3  | 0 | 1 | 2 | 1:3  |          |  |  |  |  |       |
| 16. LANGREO              | 7 | 1 | 2 | 4 | 3:6    | 5  | 0 | 1 | 3 | 1:4  | 1 | 1 | 1 | 2:2  | BARAŽ    |  |  |  |  |       |
| 17. GETAFE B             | 7 | 1 | 2 | 4 | 3:7    | 5  | 0 | 1 | 2 | 0:2  | 1 | 1 | 2 | 3:5  | ZOSTUP   |  |  |  |  |       |
| 18. FERROL               | 7 | 1 | 2 | 4 | 5:11   | 5  | 1 | 2 | 1 | 5:5  | 0 | 0 | 3 | 0:6  | ZOSTUP   |  |  |  |  |       |
| 19. MARINO DE LUANCO     | 7 | 1 | 1 | 5 | 6:10   | 4  | 0 | 1 | 2 | 3:5  | 1 | 0 | 3 | 3:5  | ZOSTUP   |  |  |  |  |       |
| 20. SAN SEBASTIAN REYES  | 7 | 1 | 1 | 5 | 7:19   | 4  | 1 | 1 | 2 | 5:7  | 0 | 0 | 3 | 2:12 | ZOSTUP   |  |  |  |  |       |
| SKUPINA 2                |   |   |   |   | CELKOM |    |   |   |   | DOMA |   |   |   |      | VONKU    |  |  |  |  | POZN. |
| 1. BILBAO B              | 7 | 5 | 1 | 1 | 20:7   | 16 | 2 | 1 | 0 | 9:0  | 3 | 0 | 1 | 11:7 | PLAY OFF |  |  |  |  |       |
| 2. VALLADOLID B          | 7 | 5 | 0 | 2 | 15:7   | 15 | 4 | 0 | 0 | 12:5 | 1 | 0 | 2 | 3:2  | PLAY OFF |  |  |  |  |       |
| 3. LEONESA               | 7 | 4 | 2 | 1 | 18:9   | 14 | 3 | 1 | 0 | 13:4 | 1 | 1 | 1 | 5:5  | PLAY OFF |  |  |  |  |       |
| 4. SAN SEBASTIAN B       | 7 | 4 | 2 | 1 | 17:8   | 14 | 2 | 1 | 0 | 7:4  | 2 | 1 | 1 | 10:4 | PLAY OFF |  |  |  |  |       |
| 5. LOGRONES              | 7 | 4 | 2 | 1 | 12:5   | 14 | 2 | 0 | 1 | 7:3  | 2 | 2 | 0 | 5:2  |          |  |  |  |  |       |
| 6. CALAHORRA             | 7 | 3 | 4 | 0 | 6:2    | 13 | 2 | 2 | 0 | 5:2  | 1 | 2 | 0 | 1:0  |          |  |  |  |  |       |
| 7. ALAVES B              | 7 | 3 | 2 | 2 | 9:6    | 11 | 3 | 1 | 0 | 8:2  | 0 | 1 | 2 | 1:4  |          |  |  |  |  |       |
| 8. HARO                  | 7 | 3 | 2 | 2 | 7:7    | 11 | 1 | 2 | 1 | 3:5  | 2 | 0 | 1 | 4:2  |          |  |  |  |  |       |
| 9. SALAMANCA CF          | 7 | 3 | 1 | 3 | 9:11   | 10 | 2 | 1 | 1 | 6:4  | 1 | 0 | 2 | 3:7  |          |  |  |  |  |       |
| 10. OSASUNA B            | 7 | 3 | 0 | 4 | 10:12  | 9  | 3 | 0 | 1 | 9:4  | 0 | 0 | 3 | 1:8  |          |  |  |  |  |       |
| 11. AMOREBIETA           | 7 | 2 | 3 | 2 | 7:9    | 9  | 2 | 0 | 2 | 5:7  | 0 | 3 | 0 | 2:2  |          |  |  |  |  |       |
| 12. BARAKALDO            | 7 | 3 | 0 | 4 | 9:14   | 9  | 1 | 0 | 2 | 3:8  | 2 | 0 | 2 | 6:6  |          |  |  |  |  |       |
| 13. TUDELANO             | 7 | 2 | 3 | 2 | 7:12   | 9  | 1 | 2 | 1 | 4:6  | 1 | 1 | 1 | 3:6  |          |  |  |  |  |       |
| 14. BURGOS               | 7 | 1 | 4 | 2 | 6:10   | 7  | 1 | 1 | 1 | 2:2  | 0 | 3 | 1 | 4:8  |          |  |  |  |  |       |
| 15. GUIJUELO             | 7 | 2 | 1 | 4 | 4:8    | 7  | 1 | 1 | 1 | 2:2  | 1 | 0 | 3 | 2:6  |          |  |  |  |  |       |
| 16. IZARRA               | 7 | 2 | 1 | 4 | 6:13   | 7  | 1 | 1 | 1 | 3:3  | 1 | 0 | 3 | 3:10 | BARAŽ    |  |  |  |  |       |
| 17. REAL UNION           | 7 | 1 | 3 | 3 | 10:12  | 6  | 0 | 2 | 1 | 3:4  | 1 | 1 | 2 | 7:8  | ZOSTUP   |  |  |  |  |       |
| 18. LEIOA                | 7 | 1 | 1 | 5 | 8:13   | 4  | 1 | 0 | 2 | 3:4  | 0 | 1 | 3 | 5:9  | ZOSTUP   |  |  |  |  |       |
| 19. UNIONISTAS SALAMANCA | 7 | 1 | 1 | 5 | 7:13   | 4  | 1 | 0 | 2 | 4:6  | 0 | 1 | 3 | 3:7  | ZOSTUP   |  |  |  |  |       |
| 20. ARENAS CLUB          | 7 | 0 | 3 | 4 | 6:15   | 3  | 0 | 2 | 2 | 3:7  | 0 | 1 | 2 | 3:8  | ZOSTUP   |  |  |  |  |       |
| SKUPINA 3                |   |   |   |   | CELKOM |    |   |   |   | DOMA |   |   |   |      | VONKU    |  |  |  |  | POZN. |
| 1. FC ANDORRA            | 7 | 4 | 2 | 1 | 10:3   | 14 | 2 | 1 | 0 | 5:0  | 2 | 1 | 1 | 5:3  | PLAY OFF |  |  |  |  |       |
| 2. VILLARREAL B          | 7 | 4 | 2 | 1 | 10:5   | 14 | 2 | 1 | 1 | 5:4  | 2 | 1 | 0 | 5:1  | PLAY OFF |  |  |  |  |       |
| 3. LLEIDA                | 7 | 4 | 2 | 1 | 7:5    | 14 | 2 | 0 | 1 | 3:3  | 2 | 2 | 0 | 4:2  | PLAY OFF |  |  |  |  |       |
| 4. CASTELLÓN             | 7 | 3 | 4 | 0 | 10:5   | 13 | 2 | 1 | 0 | 6:3  | 1 | 3 | 0 | 4:2  | PLAY OFF |  |  |  |  |       |
| 5. LLAGOSTERA            | 7 | 4 | 1 | 2 | 12:9   | 13 | 1 | 1 | 1 | 4:6  | 3 | 0 | 1 | 8:3  |          |  |  |  |  |       |
| 6. SABADELL              | 7 | 3 | 3 | 1 | 7:5    | 12 | 1 | 2 | 1 | 2:3  | 2 | 1 | 0 | 5:2  |          |  |  |  |  |       |
| 7. LA NUCIA              | 7 | 3 | 2 | 2 | 7:5    | 11 | 2 | 1 | 0 | 4:2  | 1 | 1 | 2 | 3:3  |          |  |  |  |  |       |
| 8. FC BARCELONA B        | 7 | 3 | 2 | 2 | 10:9   | 11 | 1 | 2 | 0 | 6:4  | 2 | 0 | 2 | 4:5  |          |  |  |  |  |       |
| 9. EJEA                  | 7 | 2 | 4 | 1 | 9:7    | 10 | 2 | 2 | 0 | 6:1  | 0 | 2 | 1 | 3:6  |          |  |  |  |  |       |
| 10. ESPANYOL B           | 7 | 2 | 4 | 1 | 8:6    | 10 | 2 | 2 | 0 | 6:3  | 0 | 2 | 1 | 2:3  |          |  |  |  |  |       |
| 11. CORNELLA             | 7 | 2 | 4 | 1 | 9:8    | 10 | 1 | 2 | 0 | 3:2  | 1 | 2 | 1 | 6:6  |          |  |  |  |  |       |
| 12. OLOT                 | 7 | 2 | 2 | 3 | 5:6    | 8  | 2 | 0 | 1 | 2:1  | 0 | 2 | 2 | 3:5  |          |  |  |  |  |       |
| 13. VALENCIA MESTALLA    | 7 | 1 | 4 | 2 | 6:7    | 7  | 0 | 2 | 1 | 2:3  | 1 | 2 | 1 | 4:4  |          |  |  |  |  |       |
| 14. ATLETICO LEVANTE     | 6 | 2 | 1 | 3 | 5:7    | 7  | 2 | 1 | 1 | 4:3  | 0 | 0 | 2 | 1:4  |          |  |  |  |  |       |
| 15. EBRO                 | 7 | 1 | 4 | 2 | 4:6    | 7  | 0 | 2 | 1 | 1:3  | 1 | 2 | 1 | 3:3  |          |  |  |  |  |       |
| 16. GIMNASTIC TARRAGONA  | 7 | 1 | 3 | 3 | 8:12   | 6  | 0 | 2 | 2 | 4:9  | 1 | 1 | 1 | 4:3  | BARAŽ    |  |  |  |  |       |
| 17. ORIHUELA             | 6 | 1 | 2 | 3 | 6:12   | 5  | 0 | 2 | 1 | 2:5  | 1 | 0 | 2 | 4:7  | ZOSTUP   |  |  |  |  |       |
| 18. PRAT                 | 7 | 0 | 4 | 3 | 7:10   | 4  | 0 | 1 | 3 | 3:6  | 0 | 3 | 0 | 4:4  | ZOSTUP   |  |  |  |  |       |
| 19. HERCULES ALICANTE    | 7 | 1 | 1 | 5 | 8:12   | 4  | 1 | 0 | 3 | 6:8  | 0 | 1 | 2 | 2:4  | ZOSTUP   |  |  |  |  |       |
| 20. BADALONA             | 7 | 0 | 1 | 6 | 3:12   | 1  | 0 | 1 | 3 | 2:6  | 0 | 0 | 3 | 1:6  | ZOSTUP   |  |  |  |  |       |
| SKUPINA 4                |   |   |   |   | CELKOM |    |   |   |   | DOMA |   |   |   |      | VONKU    |  |  |  |  | POZN. |
| 1. SAN FERNANDO          | 7 | 5 | 1 | 1 | 11:5   | 16 | 3 | 0 | 1 | 7:3  | 2 | 1 | 0 | 4:2  | PLAY OFF |  |  |  |  |       |
| 2. FC CARTAGENA          | 7 | 5 | 1 | 1 | 7:2    | 16 | 2 | 1 | 1 | 3:1  | 3 | 0 | 0 | 4:1  | PLAY OFF |  |  |  |  |       |
| 3. BADAJOZ               | 7 | 4 | 2 | 1 | 9:4    | 14 | 2 | 0 | 1 | 4:3  | 2 | 2 | 0 | 5:1  | PLAY OFF |  |  |  |  |       |
| 4. HUELVA                | 7 | 4 | 1 | 2 | 10:6   | 13 | 3 | 0 | 0 | 6:1  | 1 | 1 | 2 | 4:5  | PLAY OFF |  |  |  |  |       |
| 5. CORDOBA               | 7 | 3 | 3 | 1 | 8:6    | 12 | 3 | 1 | 0 | 5:2  | 0 | 2 | 1 | 3:4  |          |  |  |  |  |       |
| 6. MARBELLA              | 7 | 2 | 5 | 0 | 11:9   | 11 | 2 | 1 | 0 | 6:4  | 0 | 4 | 0 | 5:5  |          |  |  |  |  |       |
| 7. LINENSE               | 7 | 3 | 2 | 2 | 6:4    | 11 | 2 | 1 | 1 | 3:2  | 1 | 1 | 1 | 3:2  |          |  |  |  |  |       |
| 8. SANLUQUENO            | 7 | 2 | 4 | 1 | 7:4    | 10 | 2 | 1 | 1 | 5:2  | 0 | 3 | 0 | 2:2  |          |  |  |  |  |       |
| 9. SEVILLA ATLETICO      | 7 | 3 | 1 | 3 | 5:7    | 10 | 1 | 1 | 1 | 2:2  | 2 | 0 | 2 | 3:5  |          |  |  |  |  |       |
| 10. ALGECIRAS            | 7 | 2 | 3 | 2 | 10:9   | 9  | 2 | 1 | 0 | 6:2  | 0 | 2 | 2 | 4:7  |          |  |  |  |  |       |
| 11. YECLANO              | 7 | 2 | 3 | 2 | 9:8    | 9  | 2 | 1 | 0 | 6:3  | 0 | 2 | 2 | 3:5  |          |  |  |  |  |       |
| 12. REAL MURCIA          | 7 | 2 | 2 | 3 | 8:7    | 8  | 1 | 1 | 1 | 5:3  | 1 | 1 | 2 | 3:4  |          |  |  |  |  |       |
| 13. UCAM MURCIA          | 7 | 1 | 4 | 2 | 4:5    | 7  | 1 | 3 | 0 | 4:3  | 0 | 1 | 2 | 0:2  |          |  |  |  |  |       |
| 14. VILLARRUBIA          | 7 | 1 | 4 | 2 | 5:7    | 7  | 0 | 3 | 0 | 1:1  | 1 | 1 | 2 | 4:6  |          |  |  |  |  |       |
| 15. CADIZ B              | 7 | 2 | 1 | 4 | 6:9    | 7  | 1 | 1 | 1 | 4:5  | 1 | 0 | 3 | 2:4  |          |  |  |  |  |       |
| 16. VILLARROBLEDO        | 7 | 2 | 1 | 4 | 7:12   | 7  | 2 | 1 | 1 | 5:5  | 0 | 0 | 3 | 2:7  | BARAŽ    |  |  |  |  |       |
| 17. DON BENITO           | 7 | 1 | 3 | 3 | 7:8    | 6  | 1 | 2 | 1 | 6:4  | 0 | 1 | 2 | 1:4  | ZOSTUP   |  |  |  |  |       |
| 18. MERIDA               | 7 | 1 | 2 | 4 | 7:12   | 5  | 0 | 2 | 2 | 3:6  | 1 | 0 | 2 | 4:6  | ZOSTUP   |  |  |  |  |       |
| 19. TALAVERA             | 7 | 1 | 2 | 4 | 7:13   | 5  | 1 | 1 | 2 | 5:7  | 0 | 1 | 2 | 2:6  | ZOSTUP   |  |  |  |  |       |
| 20. GRANADA B            | 7 | 1 | 1 | 5 | 6:13   | 4  | 1 | 1 | 1 | 2:3  | 0 | 0 | 4 | 4:10 | ZOSTUP   |  |  |  |  |       |

### 3. TALIANSKA FUTBALOVÁ LIGA

| SKUPINA A               |   |   |   |   | CELKOM |    |   |   |   | DOMA |   |   |   |      | VONKU  |  |  |  |  | POZN. |
|-------------------------|---|---|---|---|--------|----|---|---|---|------|---|---|---|------|--------|--|--|--|--|-------|
| 1. MONZA                | 8 | 7 | 0 | 1 | 17:4   | 21 | 2 | 0 | 1 | 3:2  | 5 | 0 | 0 | 14:2 | POSTUP |  |  |  |  |       |
| 2. ALESSANDRIA          | 8 | 5 | 2 | 1 | 14:5   | 17 | 2 | 1 | 1 | 7:4  | 3 | 1 | 0 | 7:1  | BARAŽ  |  |  |  |  |       |
| 3. RENATE               | 8 | 5 | 2 | 1 | 11:2   | 17 | 3 | 1 | 0 | 8:1  | 2 | 1 | 1 | 3:1  | BARAŽ  |  |  |  |  |       |
| 4. PONTEDERA            | 8 | 4 | 3 | 1 | 13:10  | 15 | 2 | 2 | 0 | 7:4  | 2 | 1 | 1 | 6:6  | BARAŽ  |  |  |  |  |       |
| 5. NOVARA               | 8 | 4 | 2 | 2 | 8:4    | 14 | 3 | 1 | 1 | 6:1  | 1 | 1 | 1 | 2:3  | BARAŽ  |  |  |  |  |       |
| 6. CARRARESE            | 8 | 3 | 4 | 1 | 12:9   | 13 | 2 | 1 | 0 | 7:4  | 1 | 3 | 1 | 5:5  | BARAŽ  |  |  |  |  |       |
| 7. SIENA                | 8 | 4 | 1 | 3 | 11:9   | 13 | 0 | 1 | 3 | 3:7  | 4 | 0 | 0 | 8:2  | BARAŽ  |  |  |  |  |       |
| 8. COMO                 | 8 | 3 | 3 | 2 | 9:6    | 12 | 2 | 1 | 1 | 4:2  | 1 | 2 | 1 | 5:4  | BARAŽ  |  |  |  |  |       |
| 9. PRO PATRIA           | 8 | 3 | 3 | 2 | 10:9   | 12 | 2 | 1 | 1 | 5:3  | 1 | 2 | 1 | 5:6  | BARAŽ  |  |  |  |  |       |
| 10. PRO VERCELLI        | 8 | 3 | 2 | 3 | 6:6    | 11 | 2 | 1 | 1 | 4:2  | 1 | 1 | 2 | 2:4  | BARAŽ  |  |  |  |  |       |
| 11. PISTOIESE           | 8 | 2 | 4 | 2 | 10:9   | 10 | 1 | 3 | 1 | 5:5  | 1 | 1 | 1 | 3:3  |        |  |  |  |  |       |
| 12. ALBINOLEFFE         | 8 | 2 | 3 | 3 | 5:6    | 9  | 0 | 3 | 1 | 2:3  | 2 | 0 | 2 | 5:4  |        |  |  |  |  |       |
| 13. JUVENTUS TORINO U23 | 8 | 2 | 3 | 3 | 10:14  | 9  | 0 | 2 | 2 | 6:10 | 2 | 1 | 1 | 4:4  |        |  |  |  |  |       |
| 14. PIANESE             | 8 | 2 | 2 | 4 | 6:7    | 8  | 1 | 1 | 2 | 2:3  | 1 | 1 | 2 | 4:4  |        |  |  |  |  |       |
| 15. GOZZANO             | 8 | 1 | 5 | 2 | 9:11   | 8  | 0 | 2 | 2 | 3:6  | 1 | 3 | 0 | 6:5  |        |  |  |  |  |       |
| 16. AREZZO              | 8 | 2 | 2 | 4 | 8:11   | 8  | 2 | 0 | 3 | 7:9  | 0 | 2 | 1 | 1:2  | BARAŽ  |  |  |  |  |       |
| 17. OLBIA               | 8 | 2 | 1 | 5 | 10:17  | 7  | 1 | 1 | 1 | 3:5  | 1 | 0 | 4 | 7:12 | BARAŽ  |  |  |  |  |       |
| 18. LECCO               | 8 | 2 | 0 | 6 | 5:15   | 6  | 1 | 0 | 3 | 2:7  | 1 | 0 | 3 | 3:8  | BARAŽ  |  |  |  |  |       |
| 19. PERGOLETTESE        | 8 | 0 | 4 | 4 | 3:9    | 4  | 0 | 1 | 3 | 2:6  | 0 | 3 | 1 | 1:3  | BARAŽ  |  |  |  |  |       |
| 20. GIANA ERMINIO       | 8 | 0 | 2 | 6 | 5:19   | 2  | 0 | 1 | 3 | 2:10 | 0 | 1 | 3 | 3:9  | ZOSTUP |  |  |  |  |       |
| SKUPINA B               |   |   |   |   | CELKOM |    |   |   |   | DOMA |   |   |   |      | VONKU  |  |  |  |  | POZN. |
| 1. PADOVA               | 8 | 7 | 1 | 0 | 17:3   | 22 | 3 | 1 | 0 | 9:1  | 4 | 0 | 0 | 8:2  | POSTUP |  |  |  |  |       |
| 2. REGGIO AUDACE        | 8 | 4 | 4 |   |        |    |   |   |   |      |   |   |   |      |        |  |  |  |  |       |

|                        |   |   |   |   |               |    |   |   |   |             |   |   |   |       |              |  |  |  |  |              |
|------------------------|---|---|---|---|---------------|----|---|---|---|-------------|---|---|---|-------|--------------|--|--|--|--|--------------|
| 16. FERMANA            | 8 | 2 | 2 | 4 | 7:12          | 8  | 1 | 1 | 2 | 4:5         | 1 | 1 | 2 | 3:7   | BARAZ        |  |  |  |  |              |
| 17. GUBBIO             | 8 | 0 | 6 | 2 | 7:11          | 6  | 0 | 3 | 1 | 3:6         | 0 | 3 | 1 | 4:5   | BARAZ        |  |  |  |  |              |
| 18. RIMINI             | 8 | 1 | 3 | 4 | 10:15         | 6  | 1 | 2 | 1 | 5:5         | 0 | 1 | 3 | 5:10  | BARAZ        |  |  |  |  |              |
| 19. ARZIGNANO          | 8 | 0 | 4 | 4 | 2:9           | 4  | 0 | 3 | 1 | 1:2         | 0 | 1 | 3 | 1:7   | BARAZ        |  |  |  |  |              |
| 20. IMOLESE            | 8 | 0 | 2 | 6 | 4:11          | 2  | 0 | 1 | 3 | 1:5         | 0 | 1 | 3 | 3:6   | ZOSTUP       |  |  |  |  |              |
| <b>SKUPINA C</b>       |   |   |   |   | <b>CELKOM</b> |    |   |   |   | <b>DOMA</b> |   |   |   |       | <b>VONKU</b> |  |  |  |  | <b>POZN.</b> |
| 1. TERNANA             | 8 | 6 | 1 | 1 | 14:9          | 19 | 2 | 1 | 1 | 5:5         | 4 | 0 | 0 | 9:4   | POSTUP       |  |  |  |  |              |
| 2. POTENZA             | 8 | 5 | 2 | 1 | 11:2          | 17 | 3 | 1 | 0 | 6:0         | 2 | 1 | 1 | 5:2   | BARAZ        |  |  |  |  |              |
| 3. REGGIO CALABRIA     | 8 | 4 | 4 | 0 | 15:5          | 16 | 4 | 0 | 0 | 11:1        | 0 | 4 | 0 | 4:4   | BARAZ        |  |  |  |  |              |
| 4. CATANZARO           | 8 | 5 | 1 | 2 | 14:8          | 16 | 4 | 0 | 0 | 10:3        | 1 | 1 | 2 | 4:5   | BARAZ        |  |  |  |  |              |
| 5. MONOPOLI            | 8 | 5 | 1 | 2 | 12:7          | 16 | 3 | 0 | 1 | 7:3         | 2 | 1 | 1 | 5:4   | BARAZ        |  |  |  |  |              |
| 6. BARI                | 8 | 4 | 2 | 2 | 12:7          | 14 | 1 | 2 | 1 | 7:5         | 3 | 0 | 1 | 5:2   | BARAZ        |  |  |  |  |              |
| 7. PAGANESE            | 8 | 3 | 3 | 2 | 15:10         | 12 | 2 | 2 | 0 | 10:4        | 1 | 1 | 2 | 5:6   | BARAZ        |  |  |  |  |              |
| 8. CASERTANA           | 8 | 3 | 3 | 2 | 13:8          | 12 | 3 | 0 | 0 | 10:2        | 0 | 3 | 2 | 3:6   | BARAZ        |  |  |  |  |              |
| 9. CATANIA             | 8 | 4 | 0 | 4 | 17:14         | 12 | 3 | 0 | 0 | 7:1         | 1 | 0 | 4 | 10:13 | BARAZ        |  |  |  |  |              |
| 10. VIBONESE           | 8 | 3 | 2 | 3 | 12:9          | 11 | 3 | 0 | 1 | 9:3         | 0 | 2 | 2 | 3:6   | BARAZ        |  |  |  |  |              |
| 11. VITERBESE          | 8 | 3 | 2 | 3 | 11:12         | 11 | 2 | 1 | 1 | 7:6         | 1 | 1 | 2 | 4:6   | BARAZ        |  |  |  |  |              |
| 12. AVELLINO           | 8 | 3 | 1 | 4 | 9:12          | 10 | 1 | 1 | 3 | 5:8         | 2 | 0 | 1 | 4:4   | BARAZ        |  |  |  |  |              |
| 13. PICERNO            | 8 | 2 | 3 | 3 | 11:13         | 9  | 1 | 1 | 2 | 5:6         | 1 | 2 | 1 | 6:7   | BARAZ        |  |  |  |  |              |
| 14. VIRTUS FRANCAVILLA | 8 | 2 | 3 | 3 | 9:11          | 9  | 1 | 2 | 1 | 4:4         | 1 | 1 | 2 | 5:7   | BARAZ        |  |  |  |  |              |
| 15. BISCEGLIE          | 8 | 2 | 3 | 3 | 6:11          | 9  | 0 | 3 | 1 | 3:6         | 2 | 0 | 2 | 3:5   | BARAZ        |  |  |  |  |              |
| 16. CAVESE             | 8 | 2 | 2 | 4 | 6:17          | 8  | 2 | 2 | 0 | 5:2         | 0 | 0 | 4 | 1:5   | BARAZ        |  |  |  |  |              |
| 17. TERAMO             | 7 | 1 | 3 | 3 | 6:9           | 6  | 1 | 2 | 0 | 4:2         | 0 | 1 | 3 | 2:7   | BARAZ        |  |  |  |  |              |
| 18. SICULA LEONZIO     | 7 | 1 | 2 | 4 | 7:12          | 5  | 1 | 1 | 3 | 6:9         | 0 | 1 | 1 | 1:3   | BARAZ        |  |  |  |  |              |
| 19. RIETI              | 8 | 0 | 2 | 6 | 7:19          | 2  | 0 | 1 | 3 | 4:8         | 0 | 1 | 3 | 3:11  | BARAZ        |  |  |  |  |              |
| 20. RENDE              | 8 | 0 | 2 | 6 | 3:15          | 2  | 0 | 1 | 3 | 2:5         | 0 | 1 | 3 | 1:10  | ZOSTUP       |  |  |  |  |              |

## 2. PORTUGALSKÁ FUTBALOVÁ LIGA

| ČÍSLO UDAL. | DEŇ            | ZÁPASY 8. KOLA | VÝSLEDKY V ROKU |     |           |   | PREDBEŽNÉ KURZY |      |      |      |      | VÁŠ TIP | VÝSLEDOK |
|-------------|----------------|----------------|-----------------|-----|-----------|---|-----------------|------|------|------|------|---------|----------|
|             |                |                | 2018-2019       |     | 2017-2018 |   | 1               | 10   | 0    | 02   | 2    |         |          |
|             |                |                | D               | V   | D         | V |                 |      |      |      |      |         |          |
| 12.10.      | CHAVES         | -              | ESTORIL         |     |           |   |                 | 2,35 | 1,34 | 3,15 | 1,46 | 2,72    |          |
| 12.10.      | LEIXOES        | -              | CASA PIA        |     |           |   |                 | 1,60 | 1,10 | 3,50 | 2,06 | 5,00    |          |
| 13.10.      | C. PIEDADE     | -              | FARENSE         | 1:0 | 0:1       |   |                 | 2,65 | 1,36 | 2,80 | 1,36 | 2,65    |          |
| 13.10.      | VILAFRANQUENSE | -              | UD OLIVEIRENSE  |     |           |   |                 | 2,30 | 1,34 | 3,20 | 1,48 | 2,75    |          |

| VÝSLEDKY POSLEDNÝCH ZÁPASOV |                    |     |                    | (OZNAČENIE PISMENOM (V) ZNAMENÁ ZÁPAS HRANY VONKU) |                    |     |                    |     |                    |     |                    |     |  |
|-----------------------------|--------------------|-----|--------------------|--|--------------------|-----|--------------------|-----|--------------------|-----|--------------------|-----|--|
| BENFICA B                   | COIMBRA (V)        | 0:1 | LEIXOES (V)        | 0:1  | UISEU              | 0:0 | C. PIEDADE (V)     | 0:2 | UD OLIVEIRENSE     | 2:1 | VILAFRANQUENSE (V) | 0:4 |  |
| C. PIEDADE                  | CASA PIA           | 0:1 | VARZIM (V)         | 1:2  | BENFICA B          | 2:0 | PENAFIEL (V)       | 0:3 | FEIRENSE           | 2:1 | MAFRA (V)          | 2:3 |  |
| CASA PIA                    | C. PIEDADE (V)     | 1:0 | UD OLIVEIRENSE     | 1:3  | FC PORTO B (V)     | 0:0 | ESTORIL            | 0:1 | PENAFIEL           | 1:2 | FARENSE (V)        | 1:3 |  |
| CHAVES                      | COVILHA            | 2:3 | FEIRENSE (V)       | 0:1  | PENAFIEL           | 2:1 | COIMBRA (V)        | 2:1 | MAFRA              | 2:1 | NACIONAL (V)       | 0:3 |  |
| COIMBRA                     | BENFICA B          | 1:0 | FEIRENSE           | 1:1  | NACIONAL           | 1:2 | MAFRA (V)          | 0:1 | CHAVES             | 1:2 | UISEU (V)          | 0:0 |  |
| COVILHA                     | CHAVES (V)         | 3:2 | LEIXOES            | 2:3  | UISEU (V)          | 1:0 | VILAFRANQUENSE     | 1:0 | UD OLIVEIRENSE (V) | 2:0 | FC PORTO B         | 2:0 |  |
| ESTORIL                     | VILAFRANQUENSE (V) | 4:1 | FC PORTO B         | 2:1  | VARZIM             | 3:1 | CASA PIA (V)       | 1:0 | FARENSE            | 1:2 | BENFICA B (V)      | 1:2 |  |
| FC PORTO B                  | NACIONAL (V)       | 1:4 | UD OLIVEIRENSE (V) | 0:0  | ESTORIL (V)        | 1:2 | CASA PIA           | 0:0 | FARENSE (V)        | 3:1 | VARZIM             | 1:1 |  |
| FARENSE                     | UISEU (V)          | 0:1 | VILAFRANQUENSE     | 3:0  | UD OLIVEIRENSE (V) | 1:0 | FC PORTO B         | 1:3 | ESTORIL (V)        | 2:1 | CASA PIA           | 3:1 |  |
| FEIRENSE                    | COIMBRA (V)        | 1:1 | CHAVES             | 1:0  | UISEU              | 2:2 | FEIRENSE           | 0:0 | C. PIEDADE (V)     | 1:2 | VILAFRANQUENSE     | 2:0 |  |
| LEIXOES                     | BENFICA B          | 1:0 | COVILHA (V)        | 3:2  | FEIRENSE           | 2:2 | VARZIM (V)         | 1:0 | NACIONAL           | 1:1 | COIMBRA (V)        | 2:3 |  |
| MAFRA                       | VARZIM             | 1:1 | PENAFIEL (V)       | 1:2  | COIMBRA            | 1:0 | NACIONAL (V)       | 0:0 | CHAVES (V)         | 1:2 | C. PIEDADE         | 3:2 |  |
| NACIONAL                    | FC PORTO B         | 4:1 | PENAFIEL           | 2:1  | COIMBRA (V)        | 2:1 | VILAFRANQUENSE (V) | 2:1 | MAFRA              | 0:0 | LEIXOES (V)        | 1:1 |  |
| PENAFIEL                    | NACIONAL (V)       | 1:2 | MAFRA              | 2:1  | CHAVES (V)         | 1:2 | C. PIEDADE         | 3:0 | CASA PIA (V)       | 2:1 | UISEU              | 0:2 |  |
| UD OLIVEIRENSE              | FC PORTO B         | 0:0 | CASA PIA (V)       | 3:1  | FARENSE            | 0:1 | BENFICA B (V)      | 1:2 | COVILHA            | 0:2 | VARZIM (V)         | 0:0 |  |
| VARZIM                      | MAFRA (V)          | 1:1 | C. PIEDADE         | 2:1  | ESTORIL (V)        | 1:3 | LEIXOES            | 0:1 | FC PORTO B (V)     | 1:1 | UD OLIVEIRENSE     | 0:0 |  |
| VILAFRANQUENSE              | ESTORIL            | 1:4 | FARENSE (V)        | 0:3  | NACIONAL           | 1:2 | COVILHA (V)        | 0:1 | BENFICA B          | 4:0 | FEIRENSE (V)       | 0:2 |  |
| UISEU                       | FARENSE            | 1:0 | BENFICA B (V)      | 0:0  | COVILHA            | 1:3 | FEIRENSE (V)       | 0:0 | COIMBRA            | 0:0 | PENAFIEL (V)       | 2:0 |  |

| TABUĽKA PO 6. KOLE |   |   |   | CELKOM |      |      |    | DOMA |   |     |      | VONKU |   |   |     | POZN. |        |        |
|--------------------|---|---|---|--------|------|------|----|------|---|-----|------|-------|---|---|-----|-------|--------|--------|
| 1. NACIONAL        | 7 | 5 | 2 | 0      | 14:5 | 2,71 | 3  | 1    | 0 | 9:2 | 2,75 | 2     | 1 | 0 | 5:3 | 2,67  | POSTUP |        |
| 2. COVILHA         | 6 | 5 | 0 | 1      | 13:6 | 3,17 | 15 | 2    | 0 | 1   | 5:3  | 2,67  | 3 | 0 | 0   | 8:3   | 3,67   | POSTUP |
| 3. ESTORIL         | 6 | 4 | 0 | 2      | 12:7 | 3,17 | 12 | 2    | 0 | 1   | 6:4  | 3,33  | 2 | 0 | 1   | 6:3   | 3,00   |        |
| 4. FARENSE         | 6 | 4 | 0 | 2      | 10:6 | 2,67 | 12 | 2    | 0 | 1   | 7:4  | 3,67  | 2 | 0 | 1   | 3:2   | 1,67   |        |
| 5. LEIXOES         | 6 | 3 | 2 | 1      | 10:8 | 3,00 | 11 | 1    | 2 | 0   | 4:3  | 2,33  | 2 | 0 | 1   | 6:5   | 3,67   |        |
| 6. FEIRENSE        | 6 | 2 | 3 | 1      | 7:5  | 2,00 | 9  | 2    | 1 | 0   | 3:0  | 1,00  | 0 | 2 | 1   | 4:5   | 3,00   |        |
| 7. PENAFIEL        | 6 | 3 | 0 | 3      | 9:8  | 2,83 | 9  | 2    | 0 | 1   | 5:3  | 2,67  | 1 | 0 | 2   | 4:5   | 3,00   |        |
| 8. UISEU           | 6 | 2 | 3 | 1      | 4:3  | 1,17 | 9  | 1    | 1 | 1   | 2:3  | 1,67  | 1 | 2 | 0   | 2:0   | 0,67   |        |
| 9. CHAVES          | 6 | 3 | 0 | 3      | 8:10 | 3,00 | 9  | 2    | 0 | 1   | 6:5  | 3,67  | 1 | 0 | 2   | 2:5   | 2,33   |        |
| 10. MAFRA          | 6 | 2 | 2 | 2      | 7:7  | 2,33 | 8  | 2    | 1 | 0   | 5:3  | 2,67  | 0 | 1 | 2   | 2:4   | 2,00   |        |
| 11. COIMBRA        | 7 | 2 | 2 | 3      | 7:8  | 2,14 | 8  | 2    | 1 | 2   | 7:7  | 2,80  | 0 | 1 | 1   | 0:1   | 0,50   |        |
| 12. BENFICA B      | 7 | 2 | 1 | 4      | 4:10 | 2,00 | 7  | 2    | 1 | 0   | 4:2  | 2,00  | 0 | 0 | 4   | 0:8   | 2,00   |        |
| 13. VARZIM         | 6 | 1 | 3 | 2      | 5:7  | 2,00 | 6  | 1    | 1 | 1   | 2:2  | 1,33  | 0 | 2 | 1   | 3:5   | 2,67   |        |
| 14. C. PIEDADE     | 6 | 2 | 0 | 4      | 7:10 | 2,83 | 6  | 2    | 0 | 1   | 4:2  | 2,00  | 0 | 0 | 3   | 3:8   | 3,67   |        |
| 15. FC PORTO B     | 7 | 1 | 3 | 3      | 6:10 | 2,29 | 6  | 0    | 2 | 0   | 1:1  | 1,00  | 1 | 1 | 3   | 5:9   | 2,80   |        |
| 16. UD OLIVEIRENSE | 6 | 1 | 2 | 3      | 4:6  | 1,67 | 5  | 0    | 1 | 2   | 0:3  | 1,00  | 1 | 1 | 1   | 4:3   | 2,33   |        |
| 17. CASA PIA       | 6 | 1 | 1 | 4      | 4:9  | 2,17 | 4  | 0    | 0 | 3   | 2:6  | 2,67  | 1 | 1 | 1   | 2:3   | 1,67   | ZOSTUP |
| 18. VILAFRANQUENSE | 6 | 1 | 0 | 5      | 6:12 | 3,00 | 3  | 1    | 0 | 2   | 6:6  | 4,00  | 0 | 0 | 3   | 0:6   | 2,00   | ZOSTUP |

## 2. HOLANDSKÁ FUTBALOVÁ LIGA

| ČÍSLO UDAL. | DEŇ    | ZÁPASY 10. KOLA | VÝSLEDKY V ROKU |              |           |     | PREDBEŽNÉ KURZY |     |      |      |      | VÁŠ TIP | VÝSLEDOK |  |
|-------------|--------|-----------------|-----------------|--------------|-----------|-----|-----------------|-----|------|------|------|---------|----------|--|
|             |        |                 | 2018-2019       |              | 2017-2018 |     | 1               | 10  | 0    | 02   | 2    |         |          |  |
|             |        |                 | D               | V            | D         | V   |                 |     |      |      |      |         |          |  |
| 1656        | 11.10. | MAASTRICHT      | -               | CAMBUUR      | 1:2       | 1:4 | 1:1             | 2:0 | 2,75 | 1,48 | 3,20 | 1,34    | 2,30     |  |
| 1657        | 12.10. | TOP OSS         | -               | TELSTAR      | 1:0       | 0:1 | 0:0             | 3:3 | 2,15 | 1,29 | 3,20 | 1,55    | 3,00     |  |
| 1658        | 12.10. | KERKRADE        | -               | HELMOND      | 3:0       | 0:4 |                 |     | 1,75 | 1,16 | 3,40 | 1,85    | 4,07     |  |
| 1659        | 13.10. | VOLENDAM        | -               | DEN BOSCH    | 1:2       | 1:1 | 1:0             | 1:3 | 1,70 | 1,13 | 3,40 | 1,91    | 4,37     |  |
| 1660        | 13.10. | ALMERE          | -               | AHEAD EAGLES | 0:1       | 1:2 | 2:0             | 1:2 | 2,30 | 1,34 | 3,20 | 1,48    | 2,75     |  |
| 1661        | 13.10. | EXCELSIOR       | -               | DORDRECHT    |           |     |                 |     | 1,40 | 1,04 | 4,10 | 2,52    | 6,50     |  |

| VÝSLEDKY POSLEDNÝCH ZÁPASOV |                   |     |                  | (OZNAČENIE PISMENOM (V) ZNAMENÁ ZÁPAS HRANY VONKU) |                   |       |                  |     |                   |     |                  |     |  |
|-----------------------------|-------------------|-----|------------------|--|-------------------|-------|------------------|-----|-------------------|-----|------------------|-----|--|
| AHEAD EAGLES                | JONG ALKMAAR      | 1:1 | NIJMEGEN (V)     | 3:3  | JONG AJAX         | 1:1   | TOP OSS (V)      | 2:1 | EXCELSIOR         | 2:2 | FC EINDHOVEN (V) | 1:2 |  |
| ALMERE                      | DE GRAAFSCHAP (V) | 0:0 | DORDRECHT        | 3:2  | JONG ALKMAAR      | 2:1   | EXCELSIOR (V)    | 2:4 | VOLENDAM          | 1:0 | JONG AJAX (V)    | 2:3 |  |
| BREDA                       | NIJMEGEN          | 1:0 | TOP OSS (V)      | 1:0  | EXCELSIOR         | 2:1   | JONG ALKMAAR (V) | 2:1 | JONG UTRECHT      | 0:0 | VOLENDAM (V)     | 1:2 |  |
| CAMBUUR                     | EXCELSIOR         | 4:0 | VOLENDAM (V)     | 4:0  | JONG PSV (V)      | 1:0   | HELMOND          | 5:1 | TELSTAR (V)       | 2:0 | DEN BOSCH        | 3:2 |  |
| DE GRAAFSCHAP               | ALMERE            | 0:0 | KERKRADE (V)     | 1:1  | FC EINDHOVEN      | 4:0   | NIJMEGEN (V)     | 1:1 | JONG AJAX         | 3:2 | TOP OSS (V)      | 0:0 |  |
| DEN BOSCH                   | TOP OSS           | 4:0 | JONG ALKMAAR (V) | 2:2  | MAASTRICHT        | 4:0   | JONG UTRECHT (V) | 1:5 | NIJMEGEN          | 2:2 | CAMBUUR (V)      | 2:3 |  |
| DORDRECHT                   | JONG UTRECHT      | 2:5 | ALMERE (V)       | 2:3  | NIJMEGEN          | 2:0   | VOLENDAM (V)     | 1:1 | MAASTRICHT        | 1:1 | JONG ALKMAAR (V) | 1:1 |  |
| EXCELSIOR                   | CAMBUUR (V)       | 0:4 | JONG PSV         | 5:2  | BREDA (V)         | 1:2   | ALMERE           | 4:2 | AHEAD EAGLES (V)  | 2:2 | HELMOND          | 3:1 |  |
| FC EINDHOVEN                | JONG AJAX (V)     | 0:6 | TELSTAR          | 4:1  | DE GRAAFSCHAP (V) | 0:4   | KERKRADE         | 1:1 | HELMOND (V)       | 0:1 | AHEAD EAGLES     | 2:1 |  |
| HELMOND                     | MAASTRICHT        | 3:1 | JONG UTRECHT (V) | 1:1  | TOP OSS           | 0:2   | CAMBUUR (V)      | 1:5 | FC EINDHOVEN      | 1:0 | EXCELSIOR (V)    | 1:3 |  |
| JONG AJAX                   | FC EINDHOVEN      | 6:0 | MAASTRICHT (V)   | 4:1  | AHEAD EAGLES (V)  | 1:1   | JONG PSV         | 2:0 | DE GRAAFSCHAP (V) | 2:3 | ALMERE           | 3:2 |  |
| JONG ALKMAAR                | AHEAD EAGLES (V)  | 1:1 | DEN BOSCH        | 2:2  | ALMERE (V)        | 1:2</ |                  |     |                   |     |                  |     |  |

|               |   |   |   |   |       |      |   |   |   |   |      |      |   |   |   |      |      |
|---------------|---|---|---|---|-------|------|---|---|---|---|------|------|---|---|---|------|------|
| 20. DORDRECHT | 9 | 1 | 3 | 5 | 12:23 | 3.89 | 6 | 1 | 1 | 3 | 7:13 | 4.00 | 0 | 2 | 2 | 5:10 | 3.75 |
|---------------|---|---|---|---|-------|------|---|---|---|---|------|------|---|---|---|------|------|

## 2. BELGICKÁ FUTBALOVÁ LIGA

| ČÍSLO UDAL. | DEŇ    | ZÁPASY 10. KOLA | VÝSLEDKY V ROKU |              |  |  |           |  |  |  | PREDBEŽNÉ KURZY |    |   |    |   | VÁŠ TIP | VÝSLEDOK |  |
|-------------|--------|-----------------|-----------------|--------------|--|--|-----------|--|--|--|-----------------|----|---|----|---|---------|----------|--|
|             |        |                 | 2019-2020       |              |  |  | 2018-2019 |  |  |  | 1               | 10 | 0 | 02 | 2 |         |          |  |
| 1666        | 12.10. | VIRTON          | -               | LOMMEL       |  |  |           |  |  |  |                 |    |   |    |   |         |          |  |
| 1667        | 11.10. | BEERSCHOT       | -               | WESTERLO     |  |  |           |  |  |  |                 |    |   |    |   |         |          |  |
| 1668        | 13.10. | LOKEREN         | -               | ST. GILLOISE |  |  |           |  |  |  |                 |    |   |    |   |         |          |  |
| 1669        | 12.10. | ROESELARE       | -               | OH LEUVEN    |  |  |           |  |  |  |                 |    |   |    |   |         |          |  |

| VÝSLEDKY POSLEDNÝCH ZÁPASOV |                  |     |                  |     |               |     |                  |     |                  | (OZNAČENIE PISMENOM (V) ZNAMENÁ ZÁPAS HRANY VONKU) |               |     |             |               |              |               |            |               |            |              |               |              |            |                  |              |               |            |     |
|-----------------------------|------------------|-----|------------------|-----|---------------|-----|------------------|-----|------------------|--|---------------|-----|-------------|---------------|--------------|---------------|------------|---------------|------------|--------------|---------------|--------------|------------|------------------|--------------|---------------|------------|-----|
| BEERSCHOT                   | ST. GILLOISE (V) | 1:1 | OH LEUVEN        | 1:2 | VIRTON (V)    | 0:3 | LOMMEL           | 2:0 | WESTERLO (V)     | 0:2  | ST. GILLOISE  | 1:0 | LOKEREN     | OH LEUVEN (V) | 3:2          | LOMMEL (V)    | 1:1        | ROESELARE     | 2:0        | WESTERLO     | 1:1           | VIRTON (V)   | 0:4        | OH LEUVEN        | 0:2          |               |            |     |
| LOMMEL                      | ROESELARE        | 2:1 | LOKEREN          | 1:1 | OH LEUVEN (V) | 0:1 | BEERSCHOT (V)    | 0:2 | ST. GILLOISE (V) | 1:1  | ROESELARE     | 4:0 | LOKEREN (V) | 2:0           | OH LEUVEN    | LOMMEL (V)    | 0:2        | BEERSCHOT (V) | 1:1        | VIRTON       | 2:1           | WESTERLO (V) | 2:1        | ST. GILLOISE (V) | 1:1          | ROESELARE (V) | 1:1        |     |
| OH LEUVEN                   | LOKEREN          | 2:3 | BEERSCHOT (V)    | 2:1 | LOMMEL        | 1:0 | ST. GILLOISE (V) | 1:1 | ROESELARE        | 4:0  | LOKEREN (V)   | 2:0 | OH LEUVEN   | LOMMEL (V)    | 0:2          | VIRTON        | 0:5        | OH LEUVEN (V) | 0:4        | LOMMEL       | 1:1           | WESTERLO     | 1:1        | VIRTON           | 0:4          | LOKEREN (V)   | 2:0        |     |
| ROESELARE                   | LOMMEL (V)       | 1:2 | WESTERLO         | 0:2 | LOKEREN (V)   | 0:2 | VIRTON           | 0:5 | OH LEUVEN (V)    | 0:4  | LOMMEL        | 1:1 | WESTERLO    | LOMMEL (V)    | 2:2          | BEERSCHOT (V) | 0:1        | VIRTON        | 2:1        | WESTERLO (V) | 2:1           | OH LEUVEN    | 1:1        | LOMMEL (V)       | 2:2          | BEERSCHOT (V) | 0:1        |     |
| ST. GILLOISE                | BEERSCHOT        | 1:1 | VIRTON           | 2:1 | WESTERLO (V)  | 2:1 | OH LEUVEN        | 1:1 | LOMMEL (V)       | 2:2  | BEERSCHOT (V) | 0:1 | VIRTON      | 2:1           | WESTERLO (V) | 2:1           | OH LEUVEN  | 1:1           | LOMMEL (V) | 2:2          | BEERSCHOT (V) | 0:1          | VIRTON     | 2:1              | WESTERLO (V) | 2:1           | OH LEUVEN  | 1:1 |
| VIRTON                      | WESTERLO (V)     | 1:0 | ST. GILLOISE (V) | 1:2 | BEERSCHOT     | 3:0 | ROESELARE (V)    | 5:0 | LOKEREN (V)      | 1:1  | BEERSCHOT     | 2:0 | VIRTON (V)  | 0:1           | WESTERLO     | 0:1           | VIRTON (V) | 0:1           | WESTERLO   | 0:1          | VIRTON (V)    | 0:1          | WESTERLO   | 0:1              | VIRTON (V)   | 0:1           | WESTERLO   | 0:1 |
| WESTERLO                    | VIRTON           | 0:1 | ROESELARE (V)    | 2:0 | ST. GILLOISE  | 1:2 | LOKEREN (V)      | 1:1 | BEERSCHOT        | 2:0  | VIRTON (V)    | 0:1 | WESTERLO    | 0:1           | VIRTON (V)   | 0:1           | WESTERLO   | 0:1           | VIRTON (V) | 0:1          | WESTERLO      | 0:1          | VIRTON (V) | 0:1              | WESTERLO     | 0:1           | VIRTON (V) | 0:1 |

| TABUĽKA PO 9. KOLE |              |   |   |   |   |      |      |    |   | CELKOM |   |      |      |   | DOMA |   |      |      |   | VONKU  |  |  |  |  | POZN. |
|--------------------|--------------|---|---|---|---|------|------|----|---|--------|---|------|------|---|------|---|------|------|---|--------|--|--|--|--|-------|
| 1.                 | OH LEUVEN    | 9 | 6 | 1 | 2 | 16:6 | 2.44 | 19 | 4 | 0      | 1 | 11:3 | 2.80 | 2 | 1    | 1 | 5:3  | 2.00 | 0 | EL     |  |  |  |  |       |
| 2.                 | VIRTON       | 9 | 6 | 0 | 3 | 18:4 | 2.44 | 18 | 3 | 0      | 1 | 8:1  | 2.25 | 3 | 0    | 2 | 10:3 | 2.60 | 0 | EL     |  |  |  |  |       |
| 3.                 | ST. GILLOISE | 9 | 5 | 3 | 1 | 15:8 | 2.56 | 18 | 3 | 2      | 0 | 10:4 | 2.80 | 2 | 1    | 1 | 5:4  | 2.25 | 0 | EL     |  |  |  |  |       |
| 4.                 | WESTERLO     | 9 | 5 | 1 | 3 | 13:6 | 2.11 | 16 | 3 | 0      | 2 | 8:4  | 2.40 | 2 | 1    | 1 | 5:2  | 1.75 | 0 | EL     |  |  |  |  |       |
| 5.                 | BEERSCHOT    | 9 | 3 | 2 | 4 | 7:12 | 2.11 | 11 | 3 | 0      | 1 | 5:2  | 1.75 | 0 | 2    | 3 | 2:10 | 2.40 | 0 | EL     |  |  |  |  |       |
| 6.                 | LOKEREN      | 9 | 2 | 3 | 4 | 8:14 | 2.44 | 9  | 1 | 2      | 1 | 3:3  | 1.50 | 1 | 1    | 3 | 5:11 | 3.20 | 0 | EL     |  |  |  |  |       |
| 7.                 | LOMMEL       | 9 | 1 | 4 | 4 | 6:13 | 2.11 | 7  | 1 | 2      | 2 | 5:9  | 2.80 | 0 | 2    | 2 | 1:4  | 1.25 | 0 | ZOSTUP |  |  |  |  |       |
| 8.                 | ROESELARE    | 9 | 0 | 2 | 7 | 4:24 | 3.11 | 2  | 0 | 2      | 2 | 2:9  | 2.75 | 0 | 0    | 5 | 2:15 | 3.40 | 0 | ZOSTUP |  |  |  |  |       |

## 2. FÍNSKA FUTBALOVÁ LIGA

| ČÍSLO UDAL.                 | DEŇ              | ZÁPASY    | VÝSLEDKY V ROKU     |           |                |     |                  |     |             |  | PREDBEŽNÉ KURZY |     |             |     |            | VÁŠ TIP | VÝSLEDOK |  |  |
|-----------------------------|------------------|-----------|---------------------|-----------|----------------|-----|------------------|-----|-------------|--|-----------------|-----|-------------|-----|------------|---------|----------|--|--|
|                             |                  |           | 2019-2019           |           |                |     | 2018-2018        |     |             |  | 1               | 10  | 0           | 02  | 2          |         |          |  |  |
| 25190                       | 07.10.           | KTP KOTKA | -                   | TPS TURKU |                |     |                  |     |             |  |                 |     |             |     |            |         |          |  |  |
| VÝSLEDKY POSLEDNÝCH ZÁPASOV |                  |           |                     |           |                |     |                  |     |             | (OZNAČENIE PISMENOM (V) ZNAMENÁ ZÁPAS HRANY VONKU) |                 |     |             |     |            |         |          |  |  |
| KTP KOTKA                   | MUSA PORI        | 1:0       | MYPÄ MYLLYKOSKI (V) | 3:2       | AC KAJAANI (V) | 5:4 | JARO PIETARSAARI | 3:0 | EKENÄS      | 2:1  | FC HAKA (V)     | 0:5 | TPV TAMPERE | 3:2 | EKENÄS (V) | 0:0     |          |  |  |
| TPS TURKU                   | JARO PIETARSAARI | 1:1       | FC HAKA (V)         | 3:2       | AC OULU (V)    | 0:0 | AC KAJAANI       | 3:1 | TPV TAMPERE | 3:2  | EKENÄS (V)      | 0:0 |             |     |            |         |          |  |  |

| TABUĽKA |                  |    |    |   |    |       |      |    |    | CELKOM |   |       |      |    | DOMA |    |       |      |   | VONKU  |  |  |  |  | POZN. |
|---------|------------------|----|----|---|----|-------|------|----|----|--------|---|-------|------|----|------|----|-------|------|---|--------|--|--|--|--|-------|
| 1.      | FC HAKA          | 26 | 23 | 2 | 1  | 74:21 | 3.65 | 71 | 12 | 0      | 1 | 44:12 | 4.31 | 11 | 2    | 0  | 30:9  | 3.00 | 0 | EL     |  |  |  |  |       |
| 2.      | TPS TURKU        | 25 | 16 | 5 | 4  | 44:22 | 2.64 | 53 | 8  | 2      | 3 | 25:14 | 3.00 | 8  | 3    | 1  | 19:8  | 2.25 | 0 | EL     |  |  |  |  |       |
| 3.      | KTP KOTKA        | 25 | 13 | 2 | 10 | 45:42 | 3.48 | 41 | 7  | 1      | 4 | 22:14 | 3.00 | 6  | 1    | 6  | 23:28 | 3.92 | 0 | EL     |  |  |  |  |       |
| 4.      | JARO PIETARSAARI | 26 | 11 | 7 | 8  | 50:40 | 3.46 | 40 | 7  | 3      | 3 | 30:20 | 3.85 | 4  | 4    | 5  | 20:20 | 3.08 | 0 | EL     |  |  |  |  |       |
| 5.      | MUSA PORI        | 26 | 11 | 4 | 11 | 40:54 | 3.62 | 37 | 7  | 1      | 5 | 21:23 | 3.38 | 4  | 3    | 6  | 19:31 | 3.85 | 0 | EL     |  |  |  |  |       |
| 6.      | EKENÄS           | 26 | 9  | 2 | 15 | 40:53 | 3.58 | 29 | 5  | 2      | 6 | 25:24 | 3.77 | 4  | 0    | 9  | 15:29 | 3.38 | 0 | EL     |  |  |  |  |       |
| 7.      | AC OULU          | 26 | 7  | 7 | 12 | 32:28 | 2.31 | 28 | 1  | 7      | 6 | 12:15 | 1.93 | 6  | 0    | 6  | 20:13 | 2.75 | 0 | EL     |  |  |  |  |       |
| 8.      | AC KAJAANI       | 26 | 6  | 6 | 14 | 40:49 | 3.42 | 24 | 2  | 2      | 9 | 18:24 | 3.23 | 4  | 4    | 5  | 22:25 | 3.62 | 0 | EL     |  |  |  |  |       |
| 9.      | MYPÄ MYLLYKOSKI  | 26 | 5  | 7 | 14 | 29:60 | 3.42 | 22 | 3  | 3      | 7 | 16:29 | 3.46 | 2  | 4    | 7  | 13:31 | 3.38 | 0 | ZOSTUP |  |  |  |  |       |
| 10.     | TPV TAMPERE      | 26 | 4  | 6 | 16 | 29:54 | 3.19 | 18 | 4  | 3      | 5 | 15:20 | 2.92 | 0  | 3    | 11 | 14:34 | 3.43 | 0 | ZOSTUP |  |  |  |  |       |

## 2. DÁNSKA FUTBALOVÁ LIGA

| ČÍSLO UDAL. | DEŇ    | ZÁPASY 13. KOLA | VÝSLEDKY V ROKU |          |  |  |           |  |  |  | PREDBEŽNÉ KURZY |    |   |    |   | VÁŠ TIP | VÝSLEDOK |  |  |
|-------------|--------|-----------------|-----------------|----------|--|--|-----------|--|--|--|-----------------|----|---|----|---|---------|----------|--|--|
|             |        |                 | 2019-2020       |          |  |  | 2018-2019 |  |  |  | 1               | 10 | 0 | 02 | 2 |         |          |  |  |
| 1385        | 11.10. | FREMAD AMAGER   | -               | KÖGE     |  |  |           |  |  |  |                 |    |   |    |   |         |          |  |  |
| 1386        | 11.10. | FREDERICIA      | -               | ROSKILDE |  |  |           |  |  |  |                 |    |   |    |   |         |          |  |  |
| 1387        | 13.10. | KOLDING         | -               | NYKÖBING |  |  |           |  |  |  |                 |    |   |    |   |         |          |  |  |
| 1388        | 12.10. | SKIVE           | -               | HVIDOVRE |  |  |           |  |  |  |                 |    |   |    |   |         |          |  |  |
| 1389        | 13.10. | VENDSYSEL       | -               | NAESTVED |  |  |           |  |  |  |                 |    |   |    |   |         |          |  |  |
| 1390        | 11.10. | VIBORG          | -               | VEJLE    |  |  |           |  |  |  |                 |    |   |    |   |         |          |  |  |

| VÝSLEDKY POSLEDNÝCH ZÁPASOV |               |     |                   |     |                |     |               |     |                   | (OZNAČENIE PISMENOM (V) ZNAMENÁ ZÁPAS HRANY VONKU) |               |     |                |     |               |     |                |     |            |     |                |     |            |     |                |     |        |     |
|-----------------------------|---------------|-----|-------------------|-----|----------------|-----|---------------|-----|-------------------|--|---------------|-----|----------------|-----|---------------|-----|----------------|-----|------------|-----|----------------|-----|------------|-----|----------------|-----|--------|-----|
| FREDERICIA                  | KOLDING (V)   | 2:1 | HVIDOVRE          | 3:2 | FREMAD AMAGER  | 1:2 | SKIVE (V)     | 2:2 | NYKÖBING          | 2:2  | ROSKILDE (V)  | 2:1 | VIBORG         | 1:2 | KOLDING (V)   | 0:0 | NAESTVED (V)   | 0:1 | VIBORG     | 2:2 | FREDERICIA (V) | 0:3 | SKIVE      | 4:2 | VENDSYSEL (V)  | 0:1 |        |     |
| FREMAD AMAGER               | NYKÖBING (V)  | 2:2 | ROSKILDE          | 1:2 | FREDERICIA (V) | 2:1 | VIBORG        | 2:2 | KÖGE (V)          | 0:2  | FREMAD AMAGER | 0:0 | NYKÖBING (V)   | 2:3 | FREMAD AMAGER | 0:0 | NYKÖBING (V)   | 2:3 | KOLDING    | 2:2 | SKIVE (V)      | 1:1 | ROSKILDE   | 1:0 | FREDERICIA (V) | 2:2 |        |     |
| HVIDOVRE                    | NAESTVED (V)  | 3:1 | FREDERICIA (V)    | 2:3 | KÖGE           | 2:2 | VEJLE (V)     | 0:3 | SKIVE             | 0:2  | FREMAD AMAGER | 0:0 | FREDERICIA (V) | 2:2 | NAESTVED      | 1:1 | SKIVE (V)      | 1:1 | ROSKILDE   | 1:0 | FREDERICIA (V) | 2:2 | KOLDING    | 3:2 | FREDERICIA     | 1:2 |        |     |
| KOLDING                     | FREDERICIA    | 1:2 | VIBORG (V)        | 2:1 | SKIVE          | 0:2 | VENDSYSEL (V) | 1:2 | HVIDOVRE (V)      | 2:2  | NAESTVED      | 1:1 | ROSKILDE       | 1:1 | ROSKILDE      | 1:0 | FREDERICIA (V) | 0:1 | FREDERICIA | 2:2 | KOLDING        | 3:2 | FREDERICIA | 1:2 | KOLDING        | 3:2 |        |     |
| KÖGE                        | SKIVE         | 0:2 | VEJLE             | 0:0 | VENDSYSEL (V)  | 1:2 | HVIDOVRE (V)  | 2:2 | NAESTVED          | 1:1  | ROSKILDE      | 1:0 | ROSKILDE       | 1:1 | ROSKILDE      | 1:0 | FREDERICIA (V) | 0:1 | FREDERICIA | 2:2 | KOLDING        | 3:2 | FREDERICIA | 1:2 | KOLDING        | 3:2 |        |     |
| NAESTVED                    | HVIDOVRE (V)  | 1:3 | VEJLE             | 2:3 | VIBORG         | 2:2 | KÖGE (V)      | 1:1 | ROSKILDE          | 1:1  | ROSKILDE      | 1:0 | FREDERICIA (V) | 2:2 | NAESTVED      | 1:1 | ROSKILDE       | 1:0 | FREDERICIA | 2:2 | KOLDING        | 3:2 | FREDERICIA | 1:2 | KOLDING        | 3:2 |        |     |
| NYKÖBING                    | FREMAD AMAGER | 2:2 | SKIVE (V)         | 3:3 | VENDSYSEL      | 0:3 | ROSKILDE (V)  | 1:3 | FREDERICIA (V)    | 2:2  | NAESTVED      | 1:1 | ROSKILDE       | 1:1 | ROSKILDE      | 1:0 | FREDERICIA (V) | 0:1 | FREDERICIA | 2:2 | KOLDING        | 3:2 | FREDERICIA | 1:2 | KOLDING        | 3:2 |        |     |
| ROSKILDE                    | VIBORG        | 0:2 | FREMAD AMAGER (V) | 1:2 | VEJLE (V)      | 0:2 | NYKÖBING      | 3:1 | NAESTVED (V)      | 0:1  | FREDERICIA    | 2:2 | HVIDOVRE (V)   | 2:4 | KÖGE          | 3:0 | HVIDOVRE       | 3:0 | VIBORG     | 4:1 | VIBORG         | 4:1 | VIBORG     | 4:1 | VIBORG         | 4:1 |        |     |
| SKIVE                       | KÖGE (V)      | 2:0 | NYKÖBING          | 3:3 | KOLDING (V)    | 2:4 | FREDERICIA    | 2:2 | HVIDOVRE (V)      | 2:4  | KÖGE          | 1:1 | VEJLE          | 1:0 | KÖGE (V)      | 0:0 | NAESTVED (V)   | 3:2 | ROSKILDE   | 2:0 | HVIDOVRE       | 3:0 | VIBORG     | 4:1 | VIBORG         | 4:1 |        |     |
| VEJLE                       | VENDSYSEL     | 1:0 | KÖGE (V)          | 0:0 | NAESTVED (V)   | 3:2 | ROSKILDE      | 2:0 | HVIDOVRE          | 3:0  | VIBORG        | 4:1 | VIBORG         | 4:1 | VIBORG        | 4:1 | VIBORG         | 4:1 | VIBORG     | 4:1 | VIBORG         | 4:1 | VIBORG     | 4:1 | VIBORG         | 4:1 | VIBORG | 4:1 |
| VENDSYSEL                   | VEJLE (V)     | 0:1 | KÖGE              | 2:1 | NYKÖBING (V)   | 3:0 | VIBORG (V)    | 1:1 | KOLDING           | 2:0  | HVIDOVRE      | 3:0 | VIBORG         | 4:1 | VIBORG        | 4:1 | VIBORG         | 4:1 | VIBORG     | 4:1 | VIBORG         | 4:1 | VIBORG     | 4:1 | VIBORG         | 4:1 | VIBORG | 4:1 |
| VIBORG                      | ROSKILDE (V)  | 2:0 | KOLDING           | 1:2 | NAESTVED (V)   | 2:2 | VENDSYSEL     | 1:1 | FREMAD AMAGER (V) | 2:1  | VEJLE (V)     | 1:4 | VIBORG         | 4:1 | VIBORG        | 4:1 | VIBORG         | 4:1 | VIBORG     | 4:1 | VIBORG         | 4:1 | VIBORG     | 4:1 | VIBORG         | 4:1 | VIBORG | 4:1 |

| TABUĽKA |            |    |   |   |   |       |      |    |     | CELKOM |   |       |      |   | DOMA |   |      |      |   | VONKU  |  |  |  |  | POZN. |
|---------|------------|----|---|---|---|-------|------|----|-----|--------|---|-------|------|---|------|---|------|------|---|--------|--|--|--|--|-------|
| 1.      | VEJLE      | 12 | 7 | 3 | 2 | 23:12 | 2.92 | 24 | 5   | 0      | 2 | 14:7  | 3.00 | 2 | 3    | 0 | 9:5  | 2.80 | 0 | POSTUP |  |  |  |  |       |
| 2.      | FREDERICIA | 12 | 7 | 3 | 2 | 26:19 | 3.75 | 24 | 3   | 1      | 2 | 14:12 | 4.33 | 4 | 2    | 0 | 12:7 | 3.17 | 0 | BARAZ  |  |  |  |  |       |
| 3.      | VIBORG     | 12 | 6 | 4 | 2 | 20:12 | 2.67 | 22 | 2</ |        |   |       |      |   |      |   |      |      |   |        |  |  |  |  |       |



|     |                  |    |    |    |    |       |      |    |   |   |   |       |      |   |   |    |       |      |
|-----|------------------|----|----|----|----|-------|------|----|---|---|---|-------|------|---|---|----|-------|------|
| 4.  | SHANDONG LUNENG  | 25 | 12 | 5  | 8  | 44:29 | 2.92 | 41 | 8 | 3 | 2 | 24:12 | 2.77 | 4 | 2 | 6  | 20:17 | 3.08 |
| 5.  | JIANGSU SUNING   | 25 | 11 | 7  | 7  | 47:36 | 3.32 | 40 | 9 | 1 | 2 | 27:12 | 3.25 | 2 | 6 | 5  | 20:24 | 3.38 |
| 6.  | WUHAN ZALL       | 25 | 10 | 7  | 8  | 32:31 | 2.52 | 37 | 5 | 5 | 3 | 16:13 | 2.23 | 5 | 2 | 5  | 16:18 | 2.83 |
| 7.  | DALIAN YIFANG    | 25 | 9  | 7  | 9  | 37:38 | 3.00 | 34 | 5 | 3 | 5 | 18:17 | 2.69 | 4 | 4 | 4  | 19:21 | 3.33 |
| 8.  | TIANJIN TEDA     | 25 | 9  | 5  | 11 | 35:39 | 2.96 | 32 | 6 | 3 | 3 | 20:18 | 3.17 | 3 | 2 | 8  | 15:21 | 2.77 |
| 9.  | HENAN JIANYE     | 25 | 8  | 6  | 11 | 32:40 | 2.88 | 30 | 6 | 2 | 4 | 19:17 | 3.00 | 2 | 4 | 7  | 13:23 | 2.77 |
| 10. | CHONGQING LIFAN  | 24 | 7  | 9  | 8  | 31:40 | 2.96 | 30 | 4 | 5 | 4 | 14:17 | 2.38 | 3 | 4 | 4  | 17:23 | 3.64 |
| 11. | GUANGZHOU RF     | 24 | 8  | 5  | 11 | 46:59 | 4.38 | 29 | 7 | 4 | 2 | 30:25 | 4.23 | 1 | 1 | 9  | 16:34 | 4.55 |
| 12. | SHANGHAI SHENHUA | 25 | 7  | 6  | 12 | 39:47 | 3.44 | 27 | 4 | 2 | 6 | 21:27 | 4.00 | 3 | 4 | 6  | 18:20 | 2.92 |
| 13. | HEBEI CFRC       | 25 | 7  | 5  | 13 | 28:43 | 2.84 | 26 | 5 | 3 | 5 | 18:19 | 2.85 | 2 | 2 | 8  | 10:24 | 2.83 |
| 14. | SHENZHEN FC      | 25 | 4  | 7  | 14 | 22:38 | 2.40 | 19 | 4 | 4 | 4 | 15:13 | 2.33 | 0 | 3 | 10 | 7:25  | 2.46 |
| 15. | TIANJIN QUANJIAN | 25 | 2  | 12 | 11 | 29:45 | 2.96 | 18 | 1 | 7 | 4 | 15:22 | 3.08 | 1 | 5 | 7  | 14:23 | 2.85 |
| 16. | BEIJING RENHE    | 23 | 3  | 3  | 17 | 19:48 | 2.91 | 12 | 3 | 1 | 7 | 12:20 | 2.91 | 0 | 2 | 10 | 7:28  | 2.92 |

## 2. JAPONSKÁ FUTBALOVÁ LIGA

| TABUĽKA |                  | CELKOM |    |    |    | DOMA  |      |    |    | VONKU |    |       |      | POZN. |   |    |       |      |        |
|---------|------------------|--------|----|----|----|-------|------|----|----|-------|----|-------|------|-------|---|----|-------|------|--------|
| 1.      | KASHIWA          | 35     | 20 | 9  | 6  | 56:27 | 2.37 | 69 | 11 | 4     | 2  | 32:12 | 2.59 | 9     | 5 | 4  | 24:15 | 2.17 | POSTUP |
| 2.      | OMIYA            | 35     | 17 | 12 | 6  | 50:32 | 2.34 | 63 | 11 | 5     | 1  | 33:14 | 2.76 | 6     | 7 | 5  | 17:18 | 1.94 | POSTUP |
| 3.      | FC YOKOHAMA      | 35     | 17 | 10 | 8  | 55:34 | 2.54 | 61 | 9  | 4     | 4  | 32:19 | 3.00 | 8     | 6 | 4  | 23:15 | 2.11 | BARAZ  |
| 4.      | YAMAGATA         | 35     | 17 | 10 | 8  | 48:29 | 2.20 | 61 | 9  | 3     | 5  | 18:10 | 1.65 | 8     | 7 | 3  | 30:19 | 2.72 | BARAZ  |
| 5.      | KYOTO            | 35     | 16 | 11 | 8  | 50:38 | 2.51 | 59 | 7  | 7     | 2  | 29:17 | 2.56 | 7     | 4 | 6  | 21:21 | 2.47 | BARAZ  |
| 6.      | KOFU             | 35     | 16 | 9  | 10 | 53:35 | 2.51 | 57 | 7  | 4     | 6  | 20:16 | 2.12 | 9     | 5 | 4  | 33:19 | 2.89 | BARAZ  |
| 7.      | MITO             | 35     | 15 | 12 | 8  | 45:30 | 2.14 | 57 | 8  | 6     | 3  | 27:15 | 2.47 | 7     | 6 | 5  | 18:15 | 1.83 |        |
| 8.      | OKAYAMA          | 35     | 16 | 9  | 10 | 44:41 | 2.43 | 57 | 9  | 5     | 4  | 22:19 | 2.28 | 7     | 4 | 6  | 22:22 | 2.59 |        |
| 9.      | TOKUSHIMA        | 35     | 15 | 10 | 10 | 48:39 | 2.49 | 55 | 9  | 5     | 3  | 29:17 | 2.71 | 6     | 5 | 7  | 19:22 | 2.28 |        |
| 10.     | NAGASAKI         | 35     | 16 | 5  | 14 | 50:47 | 2.77 | 53 | 9  | 2     | 7  | 24:25 | 2.72 | 7     | 3 | 7  | 26:22 | 2.82 |        |
| 11.     | KANAZAWA         | 35     | 12 | 14 | 9  | 46:37 | 2.37 | 50 | 6  | 9     | 3  | 24:17 | 2.28 | 6     | 5 | 6  | 22:20 | 2.47 |        |
| 12.     | NIIGATA          | 35     | 13 | 10 | 12 | 60:45 | 3.00 | 49 | 9  | 2     | 7  | 33:20 | 2.94 | 4     | 8 | 5  | 27:25 | 3.06 |        |
| 13.     | VERDY TOKIO      | 35     | 11 | 12 | 12 | 45:50 | 2.71 | 45 | 7  | 7     | 4  | 29:24 | 2.94 | 4     | 5 | 8  | 16:26 | 2.47 |        |
| 14.     | YAMAGUCHI        | 35     | 11 | 7  | 17 | 47:59 | 3.03 | 40 | 6  | 3     | 8  | 25:27 | 3.06 | 5     | 4 | 9  | 22:32 | 3.00 |        |
| 15.     | FC RYUKYU        | 35     | 10 | 10 | 15 | 48:65 | 3.23 | 40 | 8  | 5     | 5  | 30:28 | 3.22 | 2     | 5 | 10 | 18:37 | 3.24 |        |
| 16.     | EHIME            | 35     | 11 | 6  | 18 | 43:50 | 2.66 | 39 | 7  | 3     | 8  | 21:20 | 2.28 | 4     | 3 | 10 | 22:30 | 3.06 |        |
| 17.     | CHIBA            | 35     | 8  | 12 | 15 | 40:55 | 2.71 | 36 | 5  | 4     | 8  | 24:33 | 3.35 | 3     | 8 | 7  | 16:22 | 2.11 |        |
| 18.     | FUKUOKA          | 35     | 9  | 8  | 18 | 33:49 | 2.34 | 35 | 2  | 5     | 10 | 12:24 | 2.12 | 7     | 3 | 8  | 21:25 | 2.56 |        |
| 19.     | MACHIDA          | 35     | 7  | 13 | 15 | 32:52 | 2.40 | 34 | 2  | 9     | 6  | 16:26 | 2.47 | 5     | 4 | 9  | 16:26 | 2.33 |        |
| 20.     | KAGOSHIMA UNITED | 34     | 9  | 3  | 22 | 37:67 | 3.06 | 30 | 7  | 0     | 10 | 21:27 | 2.82 | 2     | 3 | 12 | 16:40 | 3.29 |        |
| 21.     | TOCHIGI          | 35     | 5  | 14 | 16 | 28:48 | 2.17 | 29 | 3  | 8     | 7  | 13:19 | 1.78 | 2     | 6 | 9  | 15:29 | 2.59 | ZOSTUP |
| 22.     | GIFU             | 34     | 6  | 8  | 20 | 29:58 | 2.56 | 26 | 3  | 7     | 8  | 16:28 | 2.44 | 3     | 1 | 12 | 13:30 | 2.69 | ZOSTUP |

## 1. IZRAELSKÁ FUTBALOVÁ LIGA

| TABUĽKA |                    | CELKOM |   |   |   | DOMA |      |    |   | VONKU |   |     |      | POZN. |   |   |     |      |          |
|---------|--------------------|--------|---|---|---|------|------|----|---|-------|---|-----|------|-------|---|---|-----|------|----------|
| 1.      | HAPOEL BEER SHEVA  | 6      | 4 | 2 | 0 | 12:2 | 2.33 | 14 | 3 | 0     | 0 | 7:0 | 2.33 | 1     | 2 | 0 | 5:2 | 2.33 | O TITUL  |
| 2.      | MACCABI TEL AVIV   | 6      | 4 | 2 | 0 | 8:0  | 1.33 | 14 | 1 | 2     | 0 | 1:0 | 0.33 | 3     | 0 | 0 | 7:0 | 2.33 | O TITUL  |
| 3.      | MACCABI HAIFA      | 6      | 4 | 1 | 1 | 12:4 | 2.67 | 13 | 3 | 0     | 0 | 9:3 | 4.00 | 1     | 1 | 1 | 3:1 | 1.33 | O TITUL  |
| 4.      | HAPOEL HADERA      | 6      | 2 | 3 | 1 | 9:7  | 2.67 | 9  | 1 | 2     | 0 | 7:3 | 3.33 | 1     | 1 | 1 | 2:4 | 2.00 | O TITUL  |
| 5.      | BNEI JEHUDA        | 6      | 2 | 3 | 1 | 4:3  | 1.17 | 9  | 1 | 1     | 1 | 2:2 | 1.33 | 1     | 2 | 0 | 2:1 | 1.00 | O TITUL  |
| 6.      | HAPOEL KFAR SABA   | 6      | 2 | 2 | 2 | 7:6  | 2.17 | 8  | 0 | 1     | 2 | 1:3 | 1.33 | 2     | 1 | 0 | 6:3 | 3.00 | O TITUL  |
| 7.      | HAPOEL HAIFA       | 6      | 2 | 2 | 2 | 5:6  | 1.83 | 8  | 0 | 1     | 2 | 1:5 | 2.00 | 2     | 1 | 0 | 4:1 | 1.67 | O ZOSTUP |
| 8.      | FC ASHDOD          | 5      | 1 | 4 | 0 | 7:6  | 2.60 | 7  | 1 | 2     | 0 | 5:4 | 3.00 | 0     | 2 | 0 | 2:2 | 2.00 | O ZOSTUP |
| 9.      | BEITAR JERUZALEM   | 6      | 2 | 1 | 3 | 6:8  | 2.33 | 7  | 0 | 1     | 2 | 0:6 | 2.00 | 2     | 0 | 1 | 6:2 | 2.67 | O ZOSTUP |
| 10.     | MACCABI NETANYA    | 6      | 1 | 3 | 2 | 5:8  | 2.17 | 6  | 1 | 1     | 1 | 5:5 | 3.33 | 0     | 2 | 1 | 0:3 | 1.00 | O ZOSTUP |
| 11.     | HAPOEL RAANANA     | 6      | 1 | 2 | 3 | 8:13 | 3.50 | 5  | 1 | 2     | 0 | 5:4 | 3.00 | 0     | 0 | 3 | 3:9 | 4.00 | O ZOSTUP |
| 12.     | HAPOEL TEL AVIV    | 6      | 0 | 4 | 2 | 5:9  | 2.33 | 4  | 0 | 3     | 0 | 2:2 | 1.33 | 0     | 1 | 2 | 3:7 | 3.33 | O ZOSTUP |
| 13.     | SEKTZIA NES TZIONA | 6      | 0 | 2 | 4 | 2:11 | 2.17 | 2  | 0 | 0     | 3 | 0:6 | 2.00 | 0     | 2 | 1 | 2:5 | 2.33 | O ZOSTUP |
| 14.     | KIRYAT SHMONA      | 5      | 0 | 1 | 4 | 4:11 | 3.00 | 1  | 0 | 0     | 2 | 1:5 | 3.00 | 0     | 1 | 2 | 3:6 | 3.00 | O ZOSTUP |

## 1. AUSTRÁLSKA FUTBALOVÁ LIGA

| ČÍSLO UDAL. | DEŇ    | ZÁPASY 1. KOLA                | VÝSLEDKY V ROKU |     |     |     |           |     |     |     | PREDBEŽNÉ KURZY |      |      |      |      | VÁŠ TIP | VÝSLEDOK |  |
|-------------|--------|-------------------------------|-----------------|-----|-----|-----|-----------|-----|-----|-----|-----------------|------|------|------|------|---------|----------|--|
|             |        |                               | 2018-2019       |     |     |     | 2017-2018 |     |     |     | 1               | 10   | 0    | 02   | 2    |         |          |  |
| 25210       | 11.10. | ADELAIDE UTD. - FC SYDNEY     | 1:1             | D   | D   | V   | V         | D   | D   | V   | V               | 2.88 | 1.54 | 3.31 | 1.39 | 2.41    |          |  |
| 25211       | 12.10. | WESTERN SYDNEY - CENTRAL C.   | 2:0             | 2:0 | 1:3 | 0:2 | 2:2       | 0:0 | 0:0 | 2:0 | 2:1             | 1.71 | 1.19 | 4.00 | 2.09 | 4.00    |          |  |
| 25212       | 12.10. | MELBOURNE V. - MELBOURNE CITY | 1:2             | 1:1 | 1:1 |     | 1:2       |     |     | 1:0 | 2:1             | 2.30 | 1.37 | 3.44 | 1.59 | 2.96    |          |  |
| 25213       | 13.10. | WELLINGTON - WESTERN UTD.     |                 |     |     |     |           |     |     |     |                 | 2.47 | 1.42 | 3.36 | 1.52 | 2.77    |          |  |
| 25214       | 13.10. | PERTH GLORY - BRISBANE ROAR   | 2:1             | 4:0 | 4:2 |     | 2:3       |     |     | 2:1 | 2:3             | 1.71 | 1.19 | 4.04 | 2.10 | 4.39    |          |  |

| KONEČNÁ TABUĽKA MINULEHO ROČNIKA |                | CELKOM |    |   |    | DOMA  |      |    |    | VONKU |   |       |      | POZN. |   |    |       |      |          |
|----------------------------------|----------------|--------|----|---|----|-------|------|----|----|-------|---|-------|------|-------|---|----|-------|------|----------|
| 1.                               | PERTH GLORY    | 27     | 18 | 6 | 3  | 56:23 | 2.93 | 60 | 10 | 2     | 2 | 30:12 | 3.00 | 8     | 4 | 1  | 26:11 | 2.85 | PLAY OFF |
| 2.                               | FC SYDNEY      | 27     | 16 | 4 | 7  | 43:29 | 2.67 | 52 | 9  | 1     | 3 | 22:13 | 2.69 | 7     | 3 | 4  | 21:16 | 2.64 | PLAY OFF |
| 3.                               | MELBOURNE V.   | 27     | 15 | 5 | 7  | 50:32 | 3.04 | 50 | 7  | 3     | 4 | 27:19 | 3.29 | 8     | 2 | 3  | 23:13 | 2.77 | PLAY OFF |
| 4.                               | ADELAIDE UTD.  | 27     | 12 | 8 | 7  | 37:32 | 2.56 | 44 | 6  | 4     | 4 | 19:19 | 2.71 | 6     | 4 | 3  | 18:13 | 2.38 | PLAY OFF |
| 5.                               | MELBOURNE CITY | 27     | 11 | 7 | 9  | 39:32 | 2.63 | 40 | 7  | 5     | 1 | 25:12 | 2.85 | 4     | 2 | 8  | 14:20 | 2.43 | PLAY OFF |
| 6.                               | WELLINGTON     | 27     | 11 | 7 | 9  | 46:43 | 3.30 | 40 | 8  | 2     | 4 | 25:18 | 3.07 | 3     | 5 | 5  | 21:25 | 3.54 | PLAY OFF |
| 7.                               | NEWCASTLE J.   | 27     | 10 | 5 | 12 | 40:36 | 2.81 | 35 | 5  | 4     | 4 | 18:15 | 2.54 | 5     | 1 | 8  | 22:21 | 3.07 |          |
| 8.                               | WESTERN SYDNEY | 27     | 6  | 6 | 15 | 42:54 | 3.56 | 24 | 3  | 3     | 8 | 17:24 | 2.93 | 3     | 3 | 7  | 25:30 | 4.23 |          |
| 9.                               | BRISBANE ROAR  | 27     | 4  | 6 | 17 | 38:71 | 4.04 | 18 | 3  | 3     | 7 | 19:36 | 4.23 | 1     | 3 | 10 | 19:35 | 3.86 |          |
| 10.                              | CENTRAL C.     | 27     | 3  | 4 | 20 | 31:70 | 3.74 | 13 | 2  | 2     | 9 | 17:35 | 4.00 | 1     | 2 | 11 | 14:35 | 3.50 |          |

## 2. ARGENTÍNSKA FUTBALOVÁ LIGA

| TABUĽKA SKUPINY A |                           | CELKOM |   |   |   | DOMA  |      |    |   | VONKU |   |      |      | POZN. |   |   |      |      |          |
|-------------------|---------------------------|--------|---|---|---|-------|------|----|---|-------|---|------|------|-------|---|---|------|------|----------|
| 1.                | CA ATLANTA                | 8      | 6 | 1 | 1 | 18:9  | 3.38 | 19 | 4 | 0     | 1 | 12:6 | 3.60 | 2     | 1 | 0 | 6:3  | 3.00 | POSTUP   |
| 2.                | CA ESTUDIANTES DE CASEROS | 7      | 6 | 0 | 1 | 11:6  | 2.43 | 18 | 2 | 0     | 1 | 3:2  | 1.67 | 4     | 0 | 0 | 8:4  | 3.00 | O POSTUP |
| 3.                | ESTUDIANTES RIO CUARTO    | 8      | 5 | 2 | 1 | 15:8  | 2.88 | 17 | 4 | 1     | 0 | 11:3 | 2.80 | 1     | 1 | 1 | 4:5  | 3.00 | O POSTUP |
| 4.                | DEPORTIVO MORON           | 8      | 4 | 3 | 1 | 9:5   | 1.75 | 15 | 2 | 2     | 0 | 4:2  | 1.50 | 2     | 1 | 1 | 5:3  | 2.00 | O POSTUP |
| 5.                | CA PLATENSE               | 8      | 4 | 1 | 3 | 10:8  | 2.25 | 13 | 2 | 0     | 2 | 5:4  | 2.25 | 2     | 1 | 1 | 5:4  | 2.25 |          |
| 6.                | SAN MARTIN SAN JUAN       | 8      | 2 | 4 | 2 | 5:5   | 1.25 | 10 | 0 | 1     | 2 | 1:3  | 1.33 | 2     | 3 | 0 | 4:2  | 1.20 |          |
| 7.                | INDEPENDIENTE RIVADAVIA   | 7      | 3 | 1 | 3 | 14:15 | 4.14 | 10 | 3 | 0     | 0 | 10:5 | 5.00 | 0     | 1 | 3 | 4:10 | 3.50 |          |
| 8.                | BELGRANO CORDOBA          | 8      | 2 | 3 | 3 | 10:11 | 2.63 | 9  | 2 | 2     | 0 | 7:4  | 2.75 | 0     | 1 | 3 | 3:7  | 2.50 |          |
| 9.                | GUILLERMO BROWN           | 8      | 3 | 0 | 5 | 7:10  | 2.13 | 9  | 2 | 0     | 2 | 3:3  | 1.50 | 1     | 0 | 3 | 4:7  | 2.75 |          |
| 10.               | CA MITRE                  | 7      | 2 | 2 | 3 | 6:6   | 1.71 | 8  | 2 | 0     | 2 | 6:5  | 2.75 | 0     | 2 | 1 | 0:1  | 0.33 |          |
| 11.               | CA BARRACAS CENTRAL       | 8      | 2 | 2 | 4 | 10:12 | 2.75 | 8  | 1 | 1     | 1 | 6:6  | 4.00 | 1     | 1 | 3 | 4:6  | 2.00 |          |
| 12.               | TEMPERLEY                 | 7      | 2 | 2 | 3 | 6:10  | 2.29 | 8  |   |       |   |      |      |       |   |   |      |      |          |

| ČÍSLO UDAL. | DEŇ    | ZÁPASY 25. KOLA         | VÝSLEDKY V ROKU |     |      |     | PREDBEŽNÉ KURZY |      |      |      | VÁŠ TIP | VÝSLEDOK |
|-------------|--------|-------------------------|-----------------|-----|------|-----|-----------------|------|------|------|---------|----------|
|             |        |                         | 2019            |     | 2018 |     | 1               | 0    | 02   | 2    |         |          |
|             |        |                         | D               | V   | D    | V   |                 |      |      |      |         |          |
| 1054        | 13.10. | INTERNACIONAL - SANTOS  |                 | 0:0 |      | 2:1 | 2.15            | 1.29 | 3.20 | 1.55 | 3.00    |          |
| 1055        | 14.10. | ATLETICO MG - GREMIO    |                 | 0:1 | 0:1  | 0:2 | 2.30            | 1.34 | 3.20 | 1.48 | 2.75    |          |
| 1056        | 13.10. | CEARA - AVAI            |                 |     |      |     | 1.85            | 1.19 | 3.30 | 1.75 | 3.74    |          |
| 1057        | 13.10. | PALMEIRAS - BOTAFOGO FR |                 | 1:0 | 2:0  |     | 1.45            | 1.06 | 3.90 | 2.37 | 6.10    |          |
| 1058        | 13.10. | SÃO PAULO - CORINTHIANS |                 | 0:1 | 3:1  | 1:1 | 1.85            | 1.19 | 3.30 | 1.75 | 3.74    |          |
| 1059        | 13.10. | VASCO - FORTALEZA EC    |                 | 1:1 |      |     | 1.80            | 1.16 | 3.30 | 1.80 | 3.96    |          |
| 1060        | 13.10. | FLUMINENSE - BAHIA      |                 | 2:3 | 1:1  | 0:2 | 2.30            | 1.34 | 3.20 | 1.48 | 2.75    |          |
| 1061        | 14.10. | CHAPECOENSE - CRUZEIRO  |                 | 2:1 | 2:0  | 0:3 | 2.60            | 1.36 | 2.85 | 1.38 | 2.66    |          |
| 1062        | 12.10. | GOIAS - CSA             |                 |     |      |     | 1.85            | 1.19 | 3.30 | 1.75 | 3.74    |          |
| 1063        | 13.10. | ATLETICO PR - FLAMENGO  |                 | 2:3 | 3:0  | 2:1 | 2.82            | 1.50 | 3.20 | 1.32 | 2.25    |          |

| VÝSLEDKY POSLEDNÝCH ZÁPASOV |                 |     |                   |     |                 |     |                   |     |                 |     |                   | (OZNACENIE PÍSMENOM (V) ZNAMENÁ ZAPAS HRANY VONKU) |                |             |             |             |                |                 |                 |                 |               |                 |             |               |           |     |
|-----------------------------|-----------------|-----|-------------------|-----|-----------------|-----|-------------------|-----|-----------------|-----|-------------------|--|----------------|-------------|-------------|-------------|----------------|-----------------|-----------------|-----------------|---------------|-----------------|-------------|---------------|-----------|-----|
| ATLETICO MG                 | PALMEIRAS (V)   | 1:1 | VASCO             | 1:2 | CEARA           | 2:1 | AVAI (V)          | 0:1 | INTERNACIONAL   | 1:3 | BOTAFOGO FR (V)   | 1:2  | ATLETICO PR    | BAHIA (V)   | 2:1         | CHAPECOENSE | 1:1            | FORTALEZA EC    | 4:1             | VASCO (V)       | 1:1           | AVAI            | 0:1         | SANTOS (V)    | 1:1       |     |
| AVAI                        | BAHIA           | 0:2 | GREMIO (V)        | 1:6 | ATLETICO MG     | 1:0 | ATLETICO PR (V)   | 1:0 | FLAMENGO        | 0:3 | FLUMINENSE (V)    | 1:0  | BAHIA          | ATLETICO PR | 1:2         | BOTAFOGO FR | 2:0            | CORINTHIANS (V) | 1:2             | SÃO PAULO (V)   | 1:1           | CHAPECOENSE     | 2:0         | BAHIA (V)     | 0:1       |     |
| BAHIA                       | ATLETICO PR     | 1:2 | AVAI (V)          | 2:0 | BOTAFOGO FR     | 2:0 | CORINTHIANS (V)   | 1:2 | FORTALEZA EC    | 1:1 | VASCO (V)         | 2:0  | BAHIA          | ATLETICO PR | 1:2         | BOTAFOGO FR | 2:0            | CORINTHIANS (V) | 1:2             | SÃO PAULO (V)   | 1:1           | CHAPECOENSE     | 2:0         | BAHIA (V)     | 0:1       |     |
| BOTAFOGO FR                 | FLUMINENSE      | 0:1 | FORTALEZA EC (V)  | 0:0 | BAHIA (V)       | 0:2 | SÃO PAULO (V)     | 1:2 | CEARA (V)       | 0:0 | ATLETICO MG       | 2:1  | BAHIA          | ATLETICO PR | 1:2         | BOTAFOGO FR | 2:0            | CORINTHIANS (V) | 1:2             | SÃO PAULO (V)   | 1:1           | CHAPECOENSE     | 2:0         | BAHIA (V)     | 0:1       |     |
| CEARA                       | GOIAS           | 0:1 | ATLETICO MG (V)   | 1:2 | CRUZEIRO        | 0:0 | CSA (V)           | 0:1 | BOTAFOGO FR     | 0:0 | CORINTHIANS (V)   | 2:2  | BAHIA          | ATLETICO PR | 1:2         | BOTAFOGO FR | 2:0            | CORINTHIANS (V) | 1:2             | SÃO PAULO (V)   | 1:1           | CHAPECOENSE     | 2:0         | BAHIA (V)     | 0:1       |     |
| CHAPECOENSE                 | FLAMENGO        | 0:1 | CORINTHIANS       | 0:1 | ATLETICO PR (V) | 1:1 | INTERNACIONAL (V) | 0:1 | VASCO           | 1:2 | FLUMINENSE (V)    | 0:1  | CEARA          | GOIAS       | 0:1         | GREMIO      | 1:4            | SANTOS          | 1:0             | AVAI (V)        | 3:0           | FLUMINENSE (V)  | 0:1         | CEARA         | 2:2       |     |
| CORINTHIANS                 | GREMIO (V)      | 0:0 | CHAPECOENSE (V)   | 1:0 | VASCO           | 1:0 | BAHIA             | 2:1 | FLUMINENSE (V)  | 0:1 | CEARA             | 2:2  | BAHIA          | ATLETICO PR | 1:2         | BOTAFOGO FR | 2:0            | CORINTHIANS (V) | 1:2             | SÃO PAULO (V)   | 1:1           | CHAPECOENSE     | 2:0         | BAHIA (V)     | 0:1       |     |
| CRUZEIRO                    | INTERNACIONAL   | 1:1 | GOIAS (V)         | 0:1 | CEARA (V)       | 0:0 | FLAMENGO          | 1:2 | PALMEIRAS (V)   | 0:1 | GREMIO            | 1:4  | SANTOS         | 1:0         | AVAI (V)    | 3:0         | FLUMINENSE (V) | 0:1             | CEARA           | 2:2             | BAHIA         | ATLETICO PR     | 1:2         | BOTAFOGO FR   | 2:0       |     |
| FLAMENGO                    | CHAPECOENSE (V) | 1:0 | SÃO PAULO         | 0:0 | INTERNACIONAL   | 3:1 | CRUZEIRO (V)      | 2:1 | SANTOS          | 1:0 | AVAI (V)          | 3:0  | FLUMINENSE (V) | 0:1         | CEARA       | 2:2         | BAHIA          | ATLETICO PR     | 1:2             | BOTAFOGO FR     | 2:0           | CORINTHIANS (V) | 1:2         | SÃO PAULO (V) | 1:1       |     |
| FLUMINENSE                  | BOTAFOGO FR (V) | 1:0 | GREMIO            | 2:1 | SANTOS          | 1:1 | GOIAS (V)         | 0:3 | CORINTHIANS     | 1:0 | PALMEIRAS (V)     | 0:3  | FLUMINENSE (V) | 0:1         | CEARA       | 2:2         | BAHIA          | ATLETICO PR     | 1:2             | BOTAFOGO FR     | 2:0           | CORINTHIANS (V) | 1:2         | SÃO PAULO (V) | 1:1       |     |
| FORTALEZA EC                | SÃO PAULO (V)   | 1:2 | BOTAFOGO FR       | 1:0 | ATLETICO PR (V) | 1:4 | PALMEIRAS         | 0:1 | BAHIA (V)       | 1:1 | FLUMINENSE        | 0:1  | CEARA          | 2:2         | BAHIA       | ATLETICO PR | 1:2            | BOTAFOGO FR     | 2:0             | CORINTHIANS (V) | 1:2           | SÃO PAULO (V)   | 1:1         | CHAPECOENSE   | 2:0       |     |
| GOIAS                       | CEARA (V)       | 1:0 | CRUZEIRO          | 1:0 | SÃO PAULO (V)   | 1:0 | FLUMINENSE        | 3:0 | GREMIO (V)      | 0:3 | PALMEIRAS         | 1:2  | BAHIA          | ATLETICO PR | 1:2         | BOTAFOGO FR | 2:0            | CORINTHIANS (V) | 1:2             | SÃO PAULO (V)   | 1:1           | CHAPECOENSE     | 2:0         | BAHIA (V)     | 0:1       |     |
| GREMIO                      | CORINTHIANS     | 0:0 | FLUMINENSE (V)    | 1:2 | AVAI            | 6:1 | SANTOS (V)        | 3:0 | GOIAS           | 3:0 | CRUZEIRO          | 3:0  | FLUMINENSE     | 0:1         | CEARA       | 2:2         | BAHIA          | ATLETICO PR     | 1:2             | BOTAFOGO FR     | 2:0           | CORINTHIANS (V) | 1:2         | SÃO PAULO (V) | 1:1       |     |
| INTERNACIONAL               | CRUZEIRO (V)    | 1:1 | PALMEIRAS         | 1:1 | FLAMENGO (V)    | 1:3 | CHAPECOENSE       | 1:0 | ATLETICO MG (V) | 3:1 | SÃO PAULO         | 1:0  | CEARA          | 2:2         | BAHIA       | ATLETICO PR | 1:2            | BOTAFOGO FR     | 2:0             | CORINTHIANS (V) | 1:2           | SÃO PAULO (V)   | 1:1         | CHAPECOENSE   | 2:0       |     |
| PALMEIRAS                   | ATLETICO MG     | 1:1 | INTERNACIONAL (V) | 1:1 | CSA             | 6:2 | FORTALEZA EC (V)  | 1:0 | CRUZEIRO        | 1:0 | FLUMINENSE        | 3:0  | FLUMINENSE     | 0:1         | CEARA       | 2:2         | BAHIA          | ATLETICO PR     | 1:2             | BOTAFOGO FR     | 2:0           | CORINTHIANS (V) | 1:2         | SÃO PAULO (V) | 1:1       |     |
| SANTOS                      | VASCO (V)       | 1:0 | CSA               | 2:0 | FLUMINENSE (V)  | 1:1 | GREMIO            | 0:3 | FLAMENGO (V)    | 0:1 | ATLETICO PR       | 1:2  | BAHIA          | ATLETICO PR | 1:2         | BOTAFOGO FR | 2:0            | CORINTHIANS (V) | 1:2             | SÃO PAULO (V)   | 1:1           | CHAPECOENSE     | 2:0         | BAHIA (V)     | 0:1       |     |
| SÃO PAULO                   | FORTALEZA EC    | 2:1 | FLAMENGO (V)      | 0:0 | GOIAS           | 0:1 | BOTAFOGO FR (V)   | 2:1 | CSA             | 1:1 | INTERNACIONAL (V) | 0:1  | CEARA          | 2:2         | BAHIA       | ATLETICO PR | 1:2            | BOTAFOGO FR     | 2:0             | CORINTHIANS (V) | 1:2           | SÃO PAULO (V)   | 1:1         | CHAPECOENSE   | 2:0       |     |
| VASCO                       | SANTOS          | 0:1 | ATLETICO MG (V)   | 2:1 | CORINTHIANS (V) | 0:1 | ATLETICO PR       | 1:1 | CHAPECOENSE (V) | 2:1 | BAHIA             | ATLETICO PR  | 1:2            | BAHIA       | ATLETICO PR | 1:2         | BOTAFOGO FR    | 2:0             | CORINTHIANS (V) | 1:2             | SÃO PAULO (V) | 1:1             | CHAPECOENSE | 2:0           | BAHIA (V) | 0:1 |

| TABULKA          | CELKOM     | DOMA  | VONKU   | POZN.  |       |      |       |       |      |           |
|------------------|------------|-------|---------|--------|-------|------|-------|-------|------|-----------|
| 1. FLAMENGO      | 23 16 4 3  | 48:20 | 2.96 52 | 10 1 0 | 29:9  | 3.45 | 6 3 3 | 19:11 | 2.50 | COPA LIB. |
| 2. PALMEIRAS     | 23 13 8 2  | 39:18 | 2.48 47 | 8 3 0  | 26:6  | 2.91 | 5 5 2 | 13:12 | 2.08 | COPA LIB. |
| 3. SANTOS        | 23 13 5 5  | 34:23 | 2.48 44 | 7 3 1  | 24:11 | 3.18 | 6 2 4 | 10:12 | 1.83 | COPA LIB. |
| 4. CORINTHIANS   | 23 11 9 3  | 25:13 | 1.65 42 | 8 4 0  | 15:5  | 1.67 | 3 5 3 | 10:8  | 1.64 | COPA LIB. |
| 5. SÃO PAULO     | 23 10 9 4  | 25:16 | 1.78 39 | 5 6 1  | 16:8  | 2.00 | 5 3 3 | 9:8   | 1.55 | COPA LIB. |
| 6. INTERNACIONAL | 23 11 5 7  | 29:22 | 2.22 38 | 9 3 0  | 20:7  | 2.25 | 2 2 7 | 9:15  | 2.18 | COPA LIB. |
| 7. BAHIA         | 23 10 7 6  | 28:20 | 2.09 37 | 7 3 2  | 17:9  | 2.17 | 3 4 4 | 11:11 | 2.00 | COPA SUD. |
| 8. GREMIO        | 23 9 8 6   | 37:25 | 2.70 35 | 6 3 2  | 24:14 | 3.45 | 3 5 4 | 13:11 | 2.00 | COPA SUD. |
| 9. ATLETICO PR   | 23 10 4 9  | 33:23 | 2.43 34 | 7 1 3  | 16:7  | 2.09 | 3 3 6 | 17:16 | 2.75 | COPA SUD. |
| 10. GOIAS        | 23 10 3 10 | 23:32 | 2.39 33 | 7 1 3  | 16:9  | 2.27 | 3 2 7 | 7:23  | 2.50 | COPA SUD. |
| 11. ATLETICO MG  | 23 9 4 10  | 28:28 | 2.43 31 | 6 2 4  | 19:15 | 2.83 | 3 2 6 | 9:13  | 2.00 | COPA SUD. |
| 12. BOTAFOGO FR  | 23 8 3 12  | 19:25 | 1.91 27 | 5 1 5  | 10:10 | 1.82 | 3 2 7 | 9:15  | 2.00 | COPA SUD. |
| 13. VASCO        | 23 7 6 10  | 21:30 | 2.22 27 | 4 4 4  | 12:14 | 2.17 | 3 2 6 | 9:16  | 2.27 |           |
| 14. FORTALEZA EC | 23 7 4 12  | 25:33 | 2.52 25 | 5 1 5  | 11:10 | 1.91 | 2 3 7 | 14:23 | 3.08 |           |
| 15. FLUMINENSE   | 23 7 4 12  | 25:34 | 2.57 25 | 4 3 5  | 12:11 | 1.92 | 3 1 7 | 13:23 | 3.27 |           |
| 16. CEARA        | 23 6 5 12  | 22:24 | 2.00 23 | 5 3 4  | 15:10 | 2.08 | 1 2 8 | 7:14  | 1.91 |           |
| 17. CRUZEIRO     | 23 4 8 11  | 18:32 | 2.17 20 | 4 3 4  | 10:12 | 2.00 | 0 5 7 | 8:20  | 2.33 | ZOSTUP    |
| 18. CSA          | 22 4 7 11  | 11:33 | 2.00 19 | 3 4 4  | 7:12  | 1.73 | 1 3 7 | 4:21  | 2.27 | ZOSTUP    |
| 19. AVAI         | 22 3 7 12  | 12:33 | 2.05 16 | 1 6 4  | 6:13  | 1.73 | 2 1 8 | 6:20  | 2.36 | ZOSTUP    |
| 20. CHAPECOENSE  | 23 3 6 14  | 18:36 | 2.35 15 | 2 3 7  | 9:14  | 1.92 | 1 3 7 | 9:22  | 2.82 | ZOSTUP    |

## 2. BRAZÍLSKA FUTBALOVÁ LIGA

| TABULKA               | CELKOM     | DOMA  | VONKU   | POZN. |       |      |       |       |      |        |
|-----------------------|------------|-------|---------|-------|-------|------|-------|-------|------|--------|
| 1. BRAGANTINO SP      | 26 16 6 4  | 45:14 | 2.27 54 | 9 4 0 | 27:7  | 2.62 | 7 2 4 | 18:7  | 1.92 | POSTUP |
| 2. SPORT RECIFE       | 26 11 12 3 | 37:25 | 2.38 45 | 6 6 1 | 19:11 | 2.31 | 5 6 2 | 18:14 | 2.46 | POSTUP |
| 3. ATLETICO GOIANENSE | 26 12 9 5  | 29:19 | 1.85 45 | 7 4 2 | 19:9  | 2.15 | 5 5 3 | 10:10 | 1.54 | POSTUP |
| 4. BOTAFOGO SP        | 26 11 6 9  | 28:26 | 2.08 39 | 6 3 4 | 17:13 | 2.31 | 5 3 5 | 11:13 | 1.85 | POSTUP |
| 5. CRB                | 26 11 5 10 | 31:28 | 2.27 38 | 4 3 6 | 15:18 | 2.54 | 7 2 4 | 16:10 | 2.00 |        |
| 6. AMERICA MG         | 26 10 8 8  | 27:25 | 2.00 38 | 6 3 4 | 16:16 | 2.46 | 4 5 4 | 11:9  | 1.54 |        |
| 7. PARANA             | 26 9 11 6  | 22:22 | 1.69 38 | 4 8 1 | 8:4   | 0.92 | 5 3 5 | 14:18 | 2.46 |        |
| 8. CORITIBA           | 25 10 7 8  | 31:26 | 2.28 37 | 8 2 3 | 21:13 | 2.62 | 2 5 5 | 10:13 | 1.92 |        |
| 9. OPERARIO PR        | 26 10 6 10 | 24:31 | 2.12 36 | 9 2 2 | 16:9  | 1.92 | 1 4 8 | 8:22  | 2.31 |        |
| 10. PONTE PRETA       | 26 9 8 9   | 28:26 | 2.08 35 | 6 4 3 | 16:10 | 2.00 | 3 4 6 | 12:16 | 2.15 |        |
| 11. OESTE             | 26 7 12 7  | 28:27 | 2.12 33 | 5 7 1 | 15:7  | 1.69 | 2 5 6 | 13:20 | 2.54 |        |
| 12. BRASIL DE PELOTAS | 26 9 6 11  | 21:28 | 1.88 33 | 6 2 5 | 10:11 | 1.62 | 3 4 6 | 11:17 | 2.15 |        |
| 13. GUIABA            | 24 8 8 8   | 23:24 | 1.96 32 | 4 4 3 | 13:11 | 2.18 | 4 4 5 | 10:13 | 1.77 |        |
| 14. GUARANI SP        | 26 9 5 12  | 20:24 | 1.69 32 | 7 1 5 | 14:12 | 2.00 | 2 4 7 | 6:12  | 1.38 |        |
| 15. LONDRINA          | 26 9 4 13  | 29:35 | 2.46 31 | 6 2 5 | 17:15 | 2.46 | 3 2 8 | 12:20 | 2.46 |        |
| 16. VILA NOVA         | 26 6 11 9  | 18:24 | 1.62 29 | 1 7 5 | 6:13  | 1.46 | 5 4 4 | 12:11 | 1.77 |        |
| 17. CRICIUMA          | 26 6 9 11  | 18:25 | 1.65 27 | 5 4 4 | 12:10 | 1.69 | 1 5 7 | 6:15  | 1.62 | ZOSTUP |
| 18. VITORIA           | 26 6 8 12  | 22:34 | 2.15 26 | 4 5 4 | 11:11 | 1.69 | 2 3 8 | 11:23 | 2.62 | ZOSTUP |
| 19. SÃO BENTO         | 26 6 6 14  | 27:37 | 2.46 24 | 4 4 5 | 11:15 | 2.00 | 2 2 9 | 16:22 | 2.92 | ZOSTUP |
| 20. FIGUEIRENSE       | 25 4 11 10 | 19:27 | 1.84 23 | 3 4 6 | 12:17 | 2.23 | 1 7 4 | 7:10  | 1.42 | ZOSTUP |

## 1. BOLÍVIJSKÁ FUTBALOVÁ LIGA

| TABULKA              | CELKOM    | DOMA  | VONKU   | POZN. |      |      |       |      |      |             |
|----------------------|-----------|-------|---------|-------|------|------|-------|------|------|-------------|
| 1. JORGE WILSTERMANN | 14 10 2 2 | 27:11 | 2.71 32 | 6 1 0 | 17:4 | 3.00 | 4 1 2 | 10:7 | 2.43 | COPA LIBER. |
| 2. BOLIVAR           | 14 9 2 3  | 33:18 | 3.64 29 | 4 1 1 | 15:9 | 4.00 | 5 1 2 | 18:9 | 3.38 |             |
| 3. THE STRONGEST     | 14 8 4 2  | 37:14 | 3.64 28 | 7 1 0 | 30:6 | 4.50 | 1 3 2 | 7:8  | 2.50 |             |
| 4. SAN JOSE ORURO    | 14 8 2 4  | 36:16 | 3.71 26 | 5     |      |      |       |      |      |             |

|                        |    |   |   |   |       |      |    |   |   |   |      |      |   |   |   |      |      |
|------------------------|----|---|---|---|-------|------|----|---|---|---|------|------|---|---|---|------|------|
| 11. CRUZ AZUL          | 13 | 3 | 7 | 3 | 17:16 | 2.54 | 16 | 2 | 4 | 0 | 11:6 | 2.83 | 1 | 3 | 3 | 6:10 | 2.29 |
| 12. MORELIA            | 12 | 5 | 1 | 6 | 15:15 | 2.50 | 16 | 3 | 0 | 3 | 6:5  | 1.83 | 2 | 1 | 3 | 9:10 | 3.17 |
| 13. MONTERREY          | 12 | 5 | 1 | 6 | 15:17 | 2.67 | 16 | 4 | 0 | 2 | 10:8 | 3.00 | 1 | 1 | 4 | 5:9  | 2.33 |
| 14. ATLETICO SAN LUIS  | 11 | 4 | 2 | 5 | 15:18 | 3.00 | 14 | 1 | 2 | 3 | 7:10 | 2.83 | 3 | 0 | 2 | 8:8  | 3.20 |
| 15. TOLUCA             | 13 | 3 | 4 | 6 | 11:16 | 2.08 | 13 | 2 | 1 | 3 | 6:7  | 2.17 | 1 | 3 | 3 | 5:9  | 2.00 |
| 16. PUEBLA             | 12 | 3 | 4 | 5 | 14:23 | 3.08 | 13 | 2 | 1 | 3 | 7:13 | 3.33 | 1 | 3 | 2 | 7:10 | 2.83 |
| 17. CHIVAS GUADALAJARA | 12 | 3 | 3 | 6 | 16:21 | 3.08 | 12 | 3 | 1 | 2 | 10:7 | 2.83 | 0 | 2 | 4 | 6:14 | 3.33 |
| 18. JUAREZ FC          | 11 | 3 | 2 | 6 | 8:14  | 2.00 | 11 | 3 | 1 | 2 | 6:3  | 1.80 | 0 | 1 | 5 | 2:11 | 2.17 |
| 19. VERACRUZ           | 12 | 0 | 4 | 8 | 7:31  | 3.17 | 4  | 0 | 3 | 3 | 6:13 | 3.17 | 0 | 1 | 5 | 1:18 | 3.17 |

## 1. HONDURASKÁ FUTBALOVÁ LIGA

| TABUĽKA           | CELKOM |   |   |    | DOMA  |      |    |   | VONKU |   |       |      | POZN. |   |   |       |      |               |
|-------------------|--------|---|---|----|-------|------|----|---|-------|---|-------|------|-------|---|---|-------|------|---------------|
| 1. MARATHÓN       | 12     | 8 | 3 | 1  | 28:11 | 3.25 | 27 | 4 | 3     | 0 | 16:8  | 3.43 | 4     | 0 | 1 | 12:3  | 3.00 | PLAY OFF - SF |
| 2. MOTAGUA        | 11     | 8 | 1 | 2  | 20:12 | 2.91 | 25 | 6 | 0     | 0 | 13:5  | 3.00 | 2     | 1 | 2 | 7:7   | 2.80 | PLAY OFF - SF |
| 3. OLIMPIA        | 11     | 7 | 2 | 2  | 22:8  | 2.73 | 23 | 3 | 1     | 1 | 10:4  | 2.80 | 4     | 1 | 1 | 12:4  | 2.67 | PLAY OFF - SF |
| 4. UPNFM          | 13     | 5 | 4 | 4  | 17:17 | 2.62 | 19 | 2 | 1     | 3 | 5:7   | 2.00 | 3     | 3 | 1 | 12:10 | 3.14 | PLAY OFF - SF |
| 5. VIDA           | 12     | 5 | 2 | 5  | 13:14 | 2.25 | 17 | 3 | 2     | 1 | 7:4   | 1.83 | 2     | 0 | 4 | 6:10  | 2.67 | PLAY OFF - SF |
| 6. REAL DE MINAS  | 13     | 5 | 1 | 7  | 17:24 | 3.15 | 16 | 4 | 1     | 2 | 13:10 | 3.29 | 1     | 0 | 5 | 4:14  | 3.00 | PLAY OFF - SF |
| 7. REAL ESPAÑA    | 13     | 3 | 6 | 4  | 15:16 | 2.38 | 15 | 2 | 1     | 3 | 9:9   | 3.00 | 1     | 5 | 1 | 6:7   | 1.86 |               |
| 8. PLATENSE       | 12     | 4 | 3 | 5  | 16:20 | 3.00 | 15 | 2 | 2     | 2 | 7:8   | 2.50 | 2     | 1 | 3 | 9:12  | 3.50 |               |
| 9. CD HONDURAS    | 13     | 2 | 1 | 10 | 10:25 | 2.69 | 7  | 0 | 1     | 5 | 4:12  | 2.67 | 2     | 0 | 5 | 6:13  | 2.71 |               |
| 10. REAL SOCIEDAD | 12     | 1 | 3 | 8  | 9:20  | 2.42 | 6  | 1 | 1     | 4 | 5:11  | 2.67 | 0     | 2 | 4 | 4:9   | 2.17 |               |

## 1. KOLUMBIJSKÁ FUTBALOVÁ LIGA

| TABUĽKA                    | CELKOM |   |   |   | DOMA  |      |    |   | VONKU |   |       |      | POZN. |   |   |       |      |          |
|----------------------------|--------|---|---|---|-------|------|----|---|-------|---|-------|------|-------|---|---|-------|------|----------|
| 1. ALIANZA PETROLERA       | 15     | 8 | 5 | 2 | 14:8  | 1.47 | 29 | 5 | 2     | 0 | 7:2   | 1.29 | 3     | 3 | 2 | 7:6   | 1.63 | PLAY OFF |
| 2. NACIONAL MEDELLIN       | 14     | 7 | 6 | 1 | 25:12 | 2.64 | 27 | 4 | 2     | 1 | 16:8  | 3.43 | 3     | 4 | 0 | 9:4   | 1.86 | PLAY OFF |
| 3. MILLONARIOS             | 14     | 8 | 2 | 4 | 21:18 | 2.79 | 26 | 6 | 0     | 1 | 13:8  | 3.00 | 2     | 2 | 3 | 8:10  | 2.57 | PLAY OFF |
| 4. DEPORTIVO CUCUTA        | 15     | 7 | 4 | 4 | 23:22 | 3.00 | 25 | 4 | 3     | 1 | 12:9  | 2.63 | 3     | 1 | 3 | 11:13 | 3.43 | PLAY OFF |
| 5. DEPORTIVO CALI          | 14     | 7 | 2 | 5 | 24:17 | 2.93 | 23 | 5 | 1     | 1 | 13:3  | 2.29 | 2     | 1 | 4 | 11:14 | 3.57 | PLAY OFF |
| 6. JUNIOR BARRANQUILLA     | 15     | 6 | 5 | 4 | 11:8  | 1.27 | 23 | 5 | 0     | 2 | 7:2   | 1.29 | 1     | 5 | 2 | 4:6   | 1.25 | PLAY OFF |
| 7. AMERICA CALI            | 14     | 6 | 5 | 3 | 19:18 | 2.64 | 23 | 3 | 3     | 1 | 8:6   | 2.00 | 3     | 2 | 2 | 11:12 | 3.29 | PLAY OFF |
| 8. INDEPENDIENTE SANTA FE  | 14     | 6 | 2 | 6 | 13:10 | 1.64 | 20 | 4 | 1     | 2 | 9:3   | 1.71 | 2     | 1 | 4 | 4:7   | 1.57 | PLAY OFF |
| 9. ONCE CALDAS             | 15     | 5 | 5 | 5 | 17:15 | 2.13 | 20 | 2 | 3     | 2 | 9:8   | 2.43 | 3     | 2 | 3 | 8:7   | 1.88 |          |
| 10. TOLIMA                 | 14     | 5 | 4 | 5 | 17:10 | 1.93 | 19 | 3 | 2     | 2 | 11:4  | 2.14 | 2     | 2 | 3 | 6:6   | 1.71 |          |
| 11. PATRIOTAS              | 14     | 4 | 6 | 4 | 15:14 | 2.07 | 18 | 4 | 2     | 1 | 10:3  | 1.86 | 0     | 4 | 3 | 5:11  | 2.29 |          |
| 12. PASTO                  | 14     | 4 | 5 | 5 | 17:17 | 2.43 | 17 | 4 | 2     | 1 | 11:4  | 2.14 | 0     | 3 | 4 | 6:13  | 2.71 |          |
| 13. INDEPENDIENTE MEDELLIN | 14     | 5 | 2 | 7 | 22:23 | 3.21 | 17 | 3 | 0     | 4 | 13:11 | 3.43 | 2     | 2 | 3 | 9:12  | 3.00 |          |
| 14. AGUILAS DORADAS        | 14     | 4 | 5 | 5 | 17:20 | 2.64 | 17 | 3 | 1     | 3 | 8:8   | 2.29 | 1     | 4 | 2 | 9:12  | 3.00 |          |
| 15. ENVIGADO               | 15     | 4 | 5 | 6 | 19:25 | 2.93 | 17 | 2 | 3     | 2 | 13:13 | 3.71 | 2     | 2 | 4 | 6:12  | 2.25 |          |
| 16. ATLETICO HUILA         | 15     | 2 | 9 | 4 | 11:18 | 1.93 | 15 | 1 | 7     | 0 | 9:8   | 2.13 | 1     | 2 | 4 | 2:10  | 1.71 |          |
| 17. ABUCARAMANGA           | 14     | 3 | 5 | 6 | 11:14 | 1.79 | 14 | 2 | 2     | 3 | 8:7   | 2.14 | 1     | 3 | 3 | 3:7   | 1.43 |          |
| 18. LA EQUIDAD             | 14     | 3 | 4 | 7 | 14:18 | 2.29 | 13 | 2 | 3     | 2 | 7:6   | 1.86 | 1     | 1 | 5 | 7:12  | 2.71 |          |
| 19. JAGUARES DE CORDOBA    | 15     | 2 | 6 | 7 | 10:25 | 2.33 | 12 | 2 | 5     | 1 | 8:9   | 2.13 | 0     | 1 | 6 | 2:16  | 2.57 |          |
| 20. UNION MAGDALENA        | 15     | 2 | 5 | 8 | 11:19 | 2.00 | 11 | 2 | 4     | 2 | 9:8   | 2.13 | 0     | 1 | 6 | 2:11  | 1.86 |          |

## 1. KOSTARICKÁ FUTBALOVÁ LIGA

| TABUĽKA          | CELKOM |    |   |   | DOMA  |      |    |   | VONKU |   |       |      | POZN. |   |   |       |      |          |
|------------------|--------|----|---|---|-------|------|----|---|-------|---|-------|------|-------|---|---|-------|------|----------|
| 1. ALAJUELENSE   | 16     | 12 | 3 | 1 | 38:16 | 3.38 | 39 | 5 | 2     | 1 | 16:10 | 3.25 | 7     | 1 | 0 | 22:6  | 3.50 | PLAY OFF |
| 2. SAPRISSA      | 15     | 8  | 3 | 4 | 35:20 | 3.67 | 27 | 5 | 2     | 1 | 24:11 | 4.38 | 3     | 1 | 3 | 11:9  | 2.86 | PLAY OFF |
| 3. GUAPILES      | 16     | 5  | 8 | 3 | 27:20 | 2.94 | 23 | 3 | 3     | 1 | 13:7  | 2.86 | 2     | 5 | 2 | 14:13 | 3.00 | PLAY OFF |
| 4. HEREDIANO     | 14     | 6  | 4 | 4 | 22:15 | 2.64 | 22 | 4 | 1     | 2 | 13:6  | 2.71 | 2     | 3 | 2 | 9:9   | 2.57 | PLAY OFF |
| 5. SAN CARLOS    | 15     | 6  | 4 | 5 | 27:24 | 3.40 | 22 | 5 | 1     | 2 | 19:13 | 4.00 | 1     | 3 | 3 | 8:11  | 2.71 |          |
| 6. CARTAGINES    | 15     | 6  | 4 | 5 | 22:19 | 2.73 | 22 | 4 | 2     | 2 | 13:10 | 2.88 | 2     | 2 | 3 | 9:9   | 2.57 |          |
| 7. ADR JICARAL   | 15     | 6  | 4 | 5 | 15:16 | 2.07 | 22 | 3 | 3     | 2 | 9:7   | 2.00 | 3     | 1 | 3 | 6:9   | 2.14 |          |
| 8. GUADALUPE FC  | 15     | 5  | 3 | 7 | 21:27 | 3.20 | 18 | 3 | 2     | 2 | 12:12 | 3.43 | 2     | 1 | 5 | 9:15  | 3.00 |          |
| 9. ZELEDÓN       | 16     | 5  | 3 | 8 | 16:28 | 2.75 | 18 | 4 | 1     | 3 | 8:8   | 2.00 | 1     | 2 | 5 | 8:20  | 3.50 |          |
| 10. AD GRECIA    | 16     | 3  | 5 | 8 | 20:34 | 3.38 | 14 | 3 | 3     | 2 | 14:16 | 3.75 | 0     | 2 | 6 | 6:18  | 3.00 |          |
| 11. UCR SAN JOSÉ | 16     | 3  | 4 | 9 | 18:29 | 2.94 | 13 | 2 | 2     | 4 | 9:10  | 2.38 | 1     | 2 | 5 | 9:19  | 3.50 |          |
| 12. LIMÓN        | 15     | 3  | 3 | 9 | 16:29 | 3.00 | 12 | 3 | 2     | 2 | 9:8   | 2.43 | 0     | 1 | 7 | 7:21  | 3.50 |          |

## 1. PERUÁNSKA FUTBALOVÁ LIGA

| TABUĽKA                       | CELKOM |   |   |   | DOMA  |      |    |   | VONKU |   |      |      | POZN. |   |   |      |      |          |
|-------------------------------|--------|---|---|---|-------|------|----|---|-------|---|------|------|-------|---|---|------|------|----------|
| 1. UNIVERSITARIO LIMA         | 9      | 7 | 1 | 1 | 10:3  | 1.44 | 22 | 4 | 1     | 0 | 7:2  | 1.80 | 3     | 0 | 1 | 3:1  | 1.00 | PLAY OFF |
| 2. SP. CRISTAL LIMA           | 10     | 6 | 2 | 2 | 19:10 | 2.90 | 20 | 4 | 1     | 0 | 12:3 | 3.00 | 2     | 1 | 2 | 7:7  | 2.80 |          |
| 3. ALIANZA LIMA               | 10     | 6 | 2 | 2 | 17:13 | 3.00 | 20 | 5 | 0     | 0 | 11:5 | 3.20 | 1     | 2 | 2 | 6:8  | 2.80 |          |
| 4. UNION COMERCIO             | 10     | 5 | 3 | 2 | 17:11 | 2.80 | 18 | 3 | 2     | 0 | 10:5 | 3.00 | 2     | 1 | 2 | 7:6  | 2.60 |          |
| 5. BINACIONAL                 | 10     | 4 | 5 | 1 | 16:9  | 2.50 | 17 | 3 | 2     | 0 | 11:4 | 3.00 | 1     | 3 | 1 | 5:5  | 2.00 |          |
| 6. SPORT HUANCAYO             | 10     | 5 | 2 | 3 | 13:10 | 2.30 | 17 | 3 | 1     | 1 | 8:4  | 2.40 | 2     | 1 | 2 | 5:6  | 2.20 |          |
| 7. CARLOS A.MANNUCCI          | 10     | 5 | 2 | 3 | 7:8   | 1.50 | 17 | 4 | 1     | 0 | 6:2  | 1.60 | 1     | 1 | 3 | 1:6  | 1.40 |          |
| 8. MELGAR                     | 9      | 4 | 2 | 3 | 13:7  | 2.22 | 14 | 3 | 1     | 1 | 9:3  | 2.40 | 1     | 1 | 2 | 4:4  | 2.00 |          |
| 9. SPORT BOYS CALLAO          | 9      | 4 | 2 | 3 | 14:14 | 3.11 | 14 | 2 | 1     | 1 | 8:4  | 3.00 | 2     | 1 | 2 | 6:10 | 3.20 |          |
| 10. AYACUCHO                  | 10     | 4 | 1 | 5 | 9:13  | 2.20 | 13 | 3 | 1     | 1 | 6:4  | 2.00 | 1     | 0 | 4 | 3:9  | 2.40 |          |
| 11. ALIANZA UNIVERSIDAD       | 9      | 3 | 3 | 3 | 9:9   | 2.00 | 12 | 2 | 1     | 1 | 5:4  | 2.25 | 1     | 2 | 2 | 4:5  | 1.80 |          |
| 12. DEPORTIVO SAN MARTIN LIMA | 10     | 2 | 5 | 3 | 10:11 | 2.10 | 11 | 1 | 2     | 2 | 7:9  | 3.20 | 1     | 3 | 1 | 3:2  | 1.00 |          |
| 13. ACADEMIA CANTOLAO         | 10     | 3 | 2 | 5 | 14:18 | 3.20 | 11 | 2 | 0     | 3 | 5:7  | 2.40 | 1     | 2 | 2 | 9:11 | 4.00 |          |
| 14. CESAR VALLEJO             | 9      | 2 | 3 | 4 | 10:11 | 2.33 | 9  | 2 | 1     | 1 | 9:6  | 3.75 | 0     | 2 | 3 | 1:5  | 1.20 |          |
| 15. MOLINOS EL PIRATA         | 10     | 2 | 3 | 5 | 7:14  | 2.10 | 9  | 1 | 2     | 2 | 2:4  | 1.20 | 1     | 1 | 3 | 5:10 | 3.00 |          |
| 16. REAL GARCILASO            | 10     | 2 | 1 | 7 | 9:13  | 2.20 | 7  | 2 | 0     | 3 | 5:3  | 1.60 | 0     | 1 | 4 | 4:10 | 2.80 |          |
| 17. DEPORTIVO MUNICIPAL       | 10     | 1 | 2 | 7 | 11:20 | 3.10 | 5  | 1 | 2     | 2 | 5:7  | 2.40 | 0     | 0 | 5 | 6:13 | 3.80 |          |
| 18. CAJAMARCA                 | 9      | 0 | 3 | 6 | 5:16  | 2.33 | 3  | 0 | 3     | 2 | 2:6  | 1.60 | 0     | 0 | 4 | 3:10 | 3.25 |          |

## 1. URUGVAJSKÁ FUTBALOVÁ LIGA

| TABUĽKA                    | CELKOM |   |   |   | DOMA |      |    |   | VONKU |   |     |      | POZN. |   |   |       |      |          |
|----------------------------|--------|---|---|---|------|------|----|---|-------|---|-----|------|-------|---|---|-------|------|----------|
| 1. NACIONAL MONTEVIDEO     | 4      | 4 | 0 | 0 | 10:1 | 2.75 | 12 | 2 | 0     | 0 | 7:1 | 4.00 | 2     | 0 | 0 | 3:0   | 1.50 | PLAY OFF |
| 2. CA PROGRESO             | 4      | 3 | 1 | 0 | 7:4  | 2.75 | 10 | 1 | 1     | 0 | 4:3 | 3.50 | 2     | 0 | 0 | 3:1   | 2.00 |          |
| 3. PLAZA COLONIA           | 3      | 3 | 0 | 0 | 3:0  | 1.00 | 9  | 2 | 0     | 0 | 2:0 | 1.00 | 1     | 0 | 0 | 1:0   | 1.00 |          |
| 4. PENAROL MONTEVIDEO      | 3      | 2 | 1 | 0 | 4:2  | 2.00 | 7  | 1 | 0     | 0 | 1:0 | 1.00 | 1     | 1 | 0 | 3:2   | 2.50 |          |
| 5. DEFENSOR MONTEVIDEO     | 4      | 2 | 0 | 1 | 5:2  | 2.33 | 6  | 1 | 0     | 0 | 1:0 | 1.00 | 1     | 0 | 1 | 4:2   | 3.00 |          |
| 6. CERRO LARGO             | 4      | 2 | 0 | 2 | 8:7  | 3.75 | 6  | 1 | 0     | 1 | 6:5 | 5.50 | 1     | 0 | 1 | 2:2   | 2.00 |          |
| 7. RIVER PLATE MONTEVIDEO  | 4      | 1 | 2 | 1 | 6:7  | 3.25 | 5  | 1 | 0     | 1 | 4:5 | 4.50 | 0     | 2 | 0 | 2:2   | 2.00 |          |
| 8. BOSTON RIVER            | 4      | 1 | 1 | 2 | 6:6  | 3.00 | 4  | 0 | 1     | 1 | 2:4 | 3.00 | 1     | 0 | 1 | 4:2   | 3.00 |          |
| 9. CA CERRO                | 3      | 1 | 1 | 1 | 3:3  | 2.00 | 4  | 1 | 0     | 1 | 1:1 | 1.00 | 0     | 1 | 0 | 2:2   | 4.00 |          |
| 10. RACING CLUB MONTEVIDEO | 4      | 1 | 1 | 2 | 5:6  | 2.75 | 4  | 1 | 1     | 0 | 5:2 | 3.50 | 0     | 0 | 2 | 0:4   | 2.00 |          |
| 11. DANUBIO                | 4      | 1 | 1 | 2 | 3:4  | 1.75 | 4  | 0 | 1     | 2 | 2:4 | 2.00 | 1     | 0 | 0 | 1:0</ |      |          |

|                          |    |   |   |   |       |      |    |   |   |   |      |      |   |   |   |       |      |
|--------------------------|----|---|---|---|-------|------|----|---|---|---|------|------|---|---|---|-------|------|
| 4. CERRO PORTENO         | 13 | 5 | 4 | 4 | 23:14 | 2.85 | 19 | 3 | 2 | 1 | 12:4 | 2.67 | 2 | 2 | 3 | 11:10 | 3.00 |
| 5. NACIONAL ASUNCION     | 13 | 4 | 4 | 5 | 14:16 | 2.31 | 16 | 2 | 2 | 2 | 6:6  | 2.00 | 2 | 2 | 3 | 8:10  | 2.57 |
| 6. SOL DE AMERICA        | 12 | 3 | 5 | 4 | 9:12  | 1.75 | 14 | 2 | 1 | 3 | 4:6  | 1.67 | 1 | 4 | 1 | 5:6   | 1.83 |
| 7. GENERAL DIAZ          | 12 | 3 | 5 | 4 | 13:18 | 2.58 | 14 | 2 | 3 | 1 | 9:8  | 2.83 | 1 | 2 | 3 | 4:10  | 2.33 |
| 8. CAPIATA               | 13 | 4 | 2 | 7 | 11:24 | 2.69 | 14 | 3 | 0 | 4 | 8:14 | 3.14 | 1 | 2 | 3 | 3:10  | 2.17 |
| 9. CLUB RIVER PLATE      | 12 | 3 | 4 | 5 | 11:13 | 2.00 | 13 | 1 | 3 | 2 | 4:5  | 1.50 | 2 | 1 | 3 | 7:8   | 2.50 |
| 10. DEPORTIVO SANTANI    | 12 | 3 | 3 | 6 | 10:20 | 2.50 | 12 | 2 | 3 | 1 | 7:6  | 2.17 | 1 | 0 | 5 | 3:14  | 2.83 |
| 11. SPORTIVO SAN LORENZO | 12 | 2 | 4 | 6 | 11:21 | 2.67 | 10 | 1 | 2 | 3 | 5:9  | 2.33 | 1 | 2 | 3 | 6:12  | 3.00 |
| 12. SPORTIVO LUQUENO     | 12 | 2 | 3 | 7 | 10:21 | 2.58 | 9  | 0 | 2 | 4 | 3:11 | 2.33 | 2 | 1 | 3 | 7:10  | 2.83 |



**OKTip**  
41/2019

**HOKEJ • BASKETBAL • HÁDZANÁ  
VOLEJBAL • TENIS • F1 • NLF**



© TIPSSPORT SK, A.S. AUTORSKÉ PRÁVA SÚ VYHRADENÉ A VYKONÁVA ICH VYDAVATEĽ. AKÉKOLIEK ROZMNOŽOVANIE ČASŤÍ ALEBO CELKU TEXTOV AKÝMKOLIEK SPÔSOBOM BEZ PÍSMENNÉHO SÚHLASU VYDAVATEĽA JE ZAKÁZANÉ. ČASOPIS NEPRECHÁDZA JAZYKOVOU ÚPRAVOU. NA ZÁKLADE ÚDAJOV Z ČASOPISU O.K. TIP NIE JE MOŽNÁ REKLAMÁCIA UZAVRETEJ STAVKY.

VYSVETLIVKY: LM - LIGA MAJSTROV; EL - EURÓPSKA LIGA; VP - VÍTAZ NÁRODNÉHO POHÁRA; LP - VÍTAZ LIGOVÉHO POHÁRA; (V) - ZÁPAS HRANÝ VONKU; M - MAJSTER; VM - VICEMAJSTER; L3, ... L6 - UMIESTNENIE V LIGE; P - PREDKOLO; K - KOLO; X - NEŠTARTOVAĽ(A); DNS - NENASTÚPIĽ(A); DNF - NEDOKONČIL(A); DQ - DISKVALIFIKOVANÝ(A); DNW - NEKVALIFIKOVANÝ(A)

**SLOVENSKÁ TIPSPORT LIGA**

| ČÍSLO UDAL. | DEŇ    | ZÁPASY 11. KOLA         | VÝSLEDKY V ROKU |       |      |       |      |           |     |     |     |     | PREDBEŽNÉ KURZY |     |      |      |      | VÁŠ TIP | VÝSLEDOK |      |  |  |
|-------------|--------|-------------------------|-----------------|-------|------|-------|------|-----------|-----|-----|-----|-----|-----------------|-----|------|------|------|---------|----------|------|--|--|
|             |        |                         | 2018-2019       |       |      |       |      | 2017-2018 |     |     |     |     | 1               | 10  | 0    | 02   | 2    |         |          |      |  |  |
|             |        |                         | DOMA            | VONKU | DOMA | VONKU | DOMA | VONKU     |     |     |     |     |                 |     |      |      |      |         |          |      |  |  |
| 789         | 11.10. | B.BYSTRICA - MICHALOVCE |                 |       |      |       |      |           |     |     |     |     |                 |     |      | 1,45 | 1,12 | 5,10    | 2,50     | 4,97 |  |  |
| 790         | 11.10. | KOŠICE - DETVA          | 7:1             | 2:0   |      | 4:1   | 5:2  | 2:4       | 1:0 | 3:1 | 4:3 | 3:2 | 5:3             | 2:1 | 1,22 | 1,04 | 7,50 | 3,70    | 7,47     |      |  |  |
| 791         | 11.10. | TRENCÍN - NITRA         | 2:1             | 2:2   |      | 1:3   | 1:4  | 1:3       | 4:0 | 1:4 | 1:3 | 3:3 | 1:5             | 1:4 | 2,20 | 1,46 | 4,45 | 1,58    | 2,50     |      |  |  |
| 792         | 11.10. | ZVOLEN - MAC BUDAPEST   | 5:3             | 1:6   | 3:0  | 2:2   | 2:2  |           |     |     |     |     |                 |     | 1,45 | 1,12 | 5,10 | 2,50    | 4,97     |      |  |  |
| 793         | 11.10. | N. ZÁMKY - MISKOLC      | 0:3             | 1:2   |      | 2:4   | 2:6  | 2:1       |     |     |     |     |                 |     | 2,40 | 1,54 | 4,40 | 1,50    | 2,30     |      |  |  |
| 794         | 11.10. | SLOVAN - POPRAD         |                 |       |      |       |      |           |     |     |     |     |                 |     | 1,55 | 1,18 | 5,00 | 2,26    | 4,14     |      |  |  |

| ČÍSLO UDAL. | DEŇ    | ZÁPASY 12. KOLA           | VÝSLEDKY V ROKU |       |      |       |      |           |     |     |     |     | PREDBEŽNÉ KURZY |     |      |      |      | VÁŠ TIP | VÝSLEDOK |  |  |
|-------------|--------|---------------------------|-----------------|-------|------|-------|------|-----------|-----|-----|-----|-----|-----------------|-----|------|------|------|---------|----------|--|--|
|             |        |                           | 2018-2019       |       |      |       |      | 2017-2018 |     |     |     |     | 1               | 10  | 0    | 02   | 2    |         |          |  |  |
|             |        |                           | DOMA            | VONKU | DOMA | VONKU | DOMA | VONKU     |     |     |     |     |                 |     |      |      |      |         |          |  |  |
| 795         | 13.10. | NITRA - B.BYSTRICA        | 2:3             | 3:6   |      | 5:6   | 2:3  |           | 1:7 | 1:2 | 1:4 | 2:2 | 0:3             | 3:6 | 2,40 | 1,65 | 4,55 | 1,50    | 2,25     |  |  |
| 796         | 13.10. | DETVÁ - SLOVAN            |                 |       |      |       |      |           |     |     |     |     |                 |     | 3,87 | 2,08 | 4,50 | 1,20    | 1,65     |  |  |
| 797         | 13.10. | MAC BUDAPEST - L. MIKULÁŠ | 2:2             | 8:2   | 6:5  | 1:4   | 3:2  |           |     |     |     |     |                 |     | 1,75 | 1,27 | 4,75 | 1,94    | 3,36     |  |  |
| 798         | 13.10. | POPRAD - N. ZÁMKY         | 2:1             | 2:5   |      | 1:2   | 5:5  | 2:5       | 3:1 | 7:5 | 3:3 | 0:5 | 3:2             | 1:2 | 1,60 | 1,18 | 4,50 | 2,16    | 4,17     |  |  |
| 799         | 13.10. | MISKOLC - TRENCÍN         | 3:2             | 4:4   |      | 0:4   | 1:4  | 0:3       |     |     |     |     |                 |     | 2,20 | 1,46 | 4,45 | 1,58    | 2,20     |  |  |
| 789         | 13.10. | MICHALOVCE - ZVOLEN       |                 |       |      |       |      |           |     |     |     |     |                 |     | 2,50 | 1,58 | 4,45 | 1,46    | 2,20     |  |  |

**VÝSLEDKY POSLEDNÝCH ZÁPASOV**

|              |                  |      |                  |      |                |      |                |     |                  |      |                  |      |
|--------------|------------------|------|------------------|------|----------------|------|----------------|-----|------------------|------|------------------|------|
| B.BYSTRICA   | MAC BUDAPEST (V) | 5:2  | ZVOLEN (V)       | 4:3  | TRENCÍN        | 2:1P | L. MIKULÁŠ (V) | 5:1 | N. ZÁMKY         | 0:2  | MISKOLC          | 2:3P |
| DETVÁ        | L. MIKULÁŠ       | 6:2  | MISKOLC          | 3:1  | POPRAD (V)     | 3:2P | NITRA (V)      | 5:3 | MICHALOVCE       | 0:4  | MAC BUDAPEST (V) | 2:4  |
| KOŠICE       | POPRAD (V)       | 2:3P | MISKOLC          | 3:2P | MICHALOVCE     | 3:0  | NITRA (V)      | 9:0 | MAC BUDAPEST (V) | 1:5  | ZVOLEN           | 4:2  |
| L. MIKULÁŠ   | ZVOLEN           | 2:6  | DETVÁ (V)        | 2:6  | POPRAD         | 4:3  | B.BYSTRICA     | 1:5 | TRENCÍN (V)      | 4:6  | MISKOLC (V)      | 0:3  |
| MAC BUDAPEST | B.BYSTRICA       | 2:5  | TRENCÍN          | 2:1P | SLOVAN (V)     | 0:3  | N. ZÁMKY (V)   | 4:7 | KOŠICE           | 5:1  | DETVÁ            | 4:2  |
| MICHALOVCE   | TRENCÍN (V)      | 0:3  | N. ZÁMKY         | 4:1  | KOŠICE (V)     | 0:3  | SLOVAN         | 4:3 | DETVÁ (V)        | 4:0  | POPRAD           | 4:3P |
| MISKOLC      | SLOVAN           | 2:4  | KOŠICE (V)       | 2:3P | DETVÁ (V)      | 1:3  | POPRAD         | 2:3 | B.BYSTRICA (V)   | 3:2P | L. MIKULÁŠ       | 3:0  |
| N. ZÁMKY     | NITRA (V)        | 0:4  | MICHALOVCE (V)   | 1:4  | ZVOLEN         | 2:4  | MAC BUDAPEST   | 7:4 | MAC BUDAPEST (V) | 2:0  | TRENCÍN          | 2:4  |
| NITRA        | N. ZÁMKY         | 4:0  | SLOVAN           | 3:4P | KOŠICE         | 0:9  | DETVÁ          | 3:5 | POPRAD (V)       | 0:5  | MISKOLC          | 3:2P |
| POPRAD       | KOŠICE           | 3:2P | L. MIKULÁŠ (V)   | 3:4  | DETVÁ          | 2:3P | MISKOLC (V)    | 3:2 | NITRA            | 5:0  | MICHALOVCE (V)   | 3:4P |
| SLOVAN       | MISKOLC (V)      | 4:2  | NITRA (V)        | 4:3P | MAC BUDAPEST   | 3:0  | MICHALOVCE (V) | 3:4 | ZVOLEN           | 4:1  | B.BYSTRICA       | 1:3  |
| TRENCÍN      | MICHALOVCE       | 3:0  | MAC BUDAPEST (V) | 1:2P | B.BYSTRICA (V) | 1:2P | ZVOLEN         | 3:6 | L. MIKULÁŠ       | 6:4  | N. ZÁMKY (V)     | 4:2  |
| ZVOLEN       | L. MIKULÁŠ (V)   | 6:2  | B.BYSTRICA       | 3:4  | N. ZÁMKY (V)   | 4:2  | TRENCÍN (V)    | 6:3 | SLOVAN (V)       | 1:4  | KOŠICE (V)       | 2:4  |

**TABUĽKA PO 10. KOLE**

|                 | CELKOM     | DOMA  | VONKU | POZN. |   |   |   |       |      |   |   |   |       |      |          |
|-----------------|------------|-------|-------|-------|---|---|---|-------|------|---|---|---|-------|------|----------|
| 1. KOŠICE       | 10 6 2 2 2 | 31:19 | 4,80  | 21    | 3 | 1 | 1 | 14:8  | 4,20 | 3 | 1 | 1 | 17:11 | 5,40 | PLAY OFF |
| 2. B.BYSTRICA   | 10 6 2 2 2 | 31:20 | 4,90  | 21    | 1 | 2 | 2 | 11:11 | 4,00 | 5 | 0 | 0 | 20:9  | 5,80 | PLAY OFF |
| 3. SLOVAN       | 10 6 1 3 3 | 33:22 | 5,40  | 20    | 2 | 0 | 2 | 14:11 | 6,25 | 4 | 1 | 1 | 19:11 | 4,83 | PLAY OFF |
| 4. MICHALOVCE   | 9 5 1 3 3  | 25:20 | 4,89  | 17    | 4 | 1 | 0 | 20:10 | 5,80 | 1 | 0 | 3 | 5:10  | 3,75 | PLAY OFF |
| 5. ZVOLEN       | 9 5 0 4 4  | 32:28 | 6,67  | 15    | 1 | 0 | 1 | 6:6   | 6,00 | 4 | 0 | 3 | 26:22 | 6,86 | PLAY OFF |
| 6. TRENCÍN      | 9 4 2 3 3  | 22:23 | 4,78  | 14    | 2 | 0 | 2 | 12:13 | 6,25 | 2 | 2 | 1 | 10:10 | 3,60 | PLAY OFF |
| 7. MISKOLC      | 10 3 3 4 4 | 24:25 | 4,60  | 13    | 3 | 0 | 2 | 13:9  | 4,40 | 0 | 3 | 2 | 11:16 | 4,80 | PLAY OFF |
| 8. POPRAD       | 9 2 4 3 3  | 29:26 | 5,67  | 12    | 1 | 3 | 1 | 18:13 | 5,60 | 1 | 1 | 2 | 11:13 | 5,75 | PLAY OFF |
| 9. MAC BUDAPEST | 9 3 2 4 4  | 29:31 | 6,44  | 12    | 3 | 1 | 1 | 18:12 | 5,80 | 0 | 1 | 3 | 11:19 | 7,25 |          |
| 10. NITRA       | 9 3 2 4 4  | 24:30 | 5,78  | 12    | 3 | 2 | 2 | 22:22 | 6,00 | 0 | 0 | 2 | 2:8   | 5,00 |          |
| 11. DETVA       | 9 3 1 5 5  | 27:29 | 6,11  | 11    | 2 | 0 | 3 | 15:15 | 6,00 | 1 | 1 | 2 | 12:14 | 6,25 |          |
| 12. N. ZÁMKY    | 9 3 0 6 6  | 23:30 | 5,89  | 9     | 1 | 0 | 3 | 12:14 | 6,50 | 2 | 0 | 3 | 11:16 | 5,40 |          |
| 13. L. MIKULÁŠ  | 10 2 0 8 8 | 17:44 | 6,10  | 6     | 2 | 0 | 3 | 10:18 | 5,60 | 0 | 0 | 5 | 7:26  | 6,60 |          |

**1. SLOVENSKÁ HOKEJOVÁ LIGA**

| TABUĽKA               | CELKOM     | DOMA  | VONKU | POZN. |                        |           |       |       |   |   |   |   |       |            |
|-----------------------|------------|-------|-------|-------|------------------------|-----------|-------|-------|---|---|---|---|-------|------------|
|                       |            |       |       |       | 1. BRATISLAVA CAPITALS | 9 6 0 2 1 | 44:29 | 20    | 3 | 0 | 0 | 0 | 18:10 | 3          |
| 2. TOPOLČANY          | 9 6 1 0 2  | 31:20 | 20    | 3     | 1                      | 0         | 0     | 18:6  | 3 | 0 | 0 | 2 | 13:14 | PLAY OFF   |
| 3. DUBNICA            | 9 5 2 0 2  | 37:28 | 19    | 3     | 2                      | 0         | 1     | 25:19 | 2 | 0 | 0 | 1 | 12:9  | PLAY OFF   |
| 4. MARTIN             | 9 4 2 1 2  | 36:28 | 17    | 1     | 1                      | 0         | 1     | 11:9  | 3 | 1 | 1 | 1 | 25:19 | PLAY OFF   |
| 5. SPIŠSKÁ NOVÁ VEŠ   | 10 5 1 0 4 | 38:38 | 17    | 1     | 1                      | 0         | 3     | 16:24 | 4 | 0 | 0 | 1 | 22:14 | PLAY OFF   |
| 6. ŠKALICA            | 9 3 1 1 4  | 32:26 | 12    | 2     | 0                      | 1         | 3     | 21:17 | 1 | 1 | 0 | 1 | 11:9  | PLAY OFF   |
| 7. ŽILINA             | 9 3 1 1 4  | 27:28 | 12    | 1     | 0                      | 1         | 2     | 11:14 | 2 | 1 | 0 | 2 | 16:14 | PLAY OFF   |
| 8. LEVICE             | 9 3 0 2 4  | 29:34 | 11    | 1     | 0                      | 1         | 4     | 13:25 | 2 | 0 | 1 | 0 | 16:9  | PLAY OFF   |
| 9. TRNAVA             | 8 2 0 0 6  | 25:41 | 6     | 1     | 0                      | 0         | 4     | 15:26 | 1 | 0 | 0 | 2 | 10:15 | O UDRZANIE |
| 10. POVAŽSKÁ BYSTRICA | 8 0 0 1 7  | 19:42 | 1     | 0     | 0                      | 0         | 2     | 5:9   | 0 | 0 | 1 | 5 | 14:33 | O UDRZANIE |
| 11. SLOVENSKO 18      | 1 0 0 0 1  | 2:6   | 0     | 0     | 0                      | 0         | 1     | 2:6   | 0 | 0 | 0 | 0 | 0:0   | O UDRZANIE |

**TIPSPORT EXTRALIGA**

| ČÍSLO UDAL. | DEŇ    | PREDHRÁVKA          | VÝSLEDKY V ROKU |     |     |     |     |           |     |     |      |      | PREDBEŽNÉ KURZY |      |      |    |   | VÁŠ TIP | VÝSLEDOK |
|-------------|--------|---------------------|-----------------|-----|-----|-----|-----|-----------|-----|-----|------|------|-----------------|------|------|----|---|---------|----------|
|             |        |                     | 2018-2019       |     |     |     |     | 2017-2018 |     |     |      |      | 1               | 10   | 0    | 02 | 2 |         |          |
|             |        |                     | D               | D   | V   | V   | D   | D         | V   | V   |      |      |                 |      |      |    |   |         |          |
| 814         | 08.10. | ZLIN - SPARTA PRAHA | 0:4             | 4:1 | 5:1 | 2:3 | 4:2 | 2:4       | 3:1 | 2:3 | 3,03 | 1,81 | 4,50            | 1,38 | 2,00 |    |   |         |          |

| ČÍSLO UDAL. | DEŇ    | ZÁPASY 9. KOLA           | VÝSLEDKY V ROKU |     |     |     |     |           |     |      |      |      | PREDBEŽNÉ KURZY |      |      |    |   | VÁŠ TIP | VÝSLEDOK |
|-------------|--------|--------------------------|-----------------|-----|-----|-----|-----|-----------|-----|------|------|------|-----------------|------|------|----|---|---------|----------|
|             |        |                          | 2018-2019       |     |     |     |     | 2017-2018 |     |      |      |      | 1               | 10   | 0    | 02 | 2 |         |          |
|             |        |                          | D               | D   | V   | V   | D   | D         | V   | V    |      |      |                 |      |      |    |   |         |          |
| 815         | 09.10. | K.VARY - LITVÍNOV        | 3:3             | 2:3 | 2:7 | 4:4 |     |           |     |      | 2,10 | 1,41 | 4,30            | 1,73 | 2,91 |    |   |         |          |
| 816         | 11.10. | KLADNO - PLZEN           |                 |     |     |     |     |           |     |      | 3,28 | 1,86 | 4,30            | 1,31 | 1,90 |    |   |         |          |
| 817         | 11.10. | PARDUBICE - LIBEREC      | 0:1             | 4:1 | 2:0 | 1:3 | 5:1 | 2:1       | 1:4 | 3:4  | 3,28 | 1,86 | 4,30            | 1,31 | 1,90 |    |   |         |          |
| 818         | 11.10. | H.KRALOVÉ - M.BOLESĽAV   | 1:1             | 1:1 | 1:4 | 5:8 | 2:1 | 1:1       | 3:2 | 1,90 | 1,31 | 4,30 | 1,86            | 3,28 |      |    |   |         |          |
| 800         | 12.10. | OLOMOUC - KOMETA BRNO    | 1:1             | 4:4 | 3:2 | 3:3 | 2:2 | 7:2       | 0:5 | 0:1  | 2,60 | 1,62 | 4,30            | 1,50 | 2,30 |    |   |         |          |
| 819         | 11.10. | VITKOVICE - SPARTA PRAHA | 3:2             | 4:2 | 4:1 | 0:3 | 6:1 | 7:3       | 3:3 | 4:2  | 2,61 | 1,65 | 4,45            | 1,50 | 2,25 |    |   |         |          |
| 820         | 11.10. | ZLIN - TRINEC            | 4:2             | 2:2 | 1:1 | 1:2 | 4:0 | 1:3       | 1:0 | 4:2  | 3,40 | 1,95 | 4,60            | 1,32 | 1,85 |    |   |         |          |

| ČÍSLO UDAL. | DEŇ    | ZÁPASY 10. KOLA        | VÝSLEDKY V ROKU |     |     |     |      |           |     |      |      |      | PREDBEŽNÉ KURZY |      |      |    |   | VÁŠ TIP | VÝSLEDOK |
|-------------|--------|------------------------|-----------------|-----|-----|-----|------|-----------|-----|------|------|------|-----------------|------|------|----|---|---------|----------|
|             |        |                        | 2018-2019       |     |     |     |      | 2017-2018 |     |      |      |      | 1               | 10   | 0    | 02 | 2 |         |          |
|             |        |                        | D               | D   | V   | V   | D    | D         | V   | V    |      |      |                 |      |      |    |   |         |          |
| 801         | 13.10. | KOMETA BRNO - LIBEREC  | 2:5             | 1:2 | 2:5 | 2:2 | 7:2  | 3:2       | 3:4 | 2:6  | 2,10 | 1,41 | 4,30            | 1,73 | 2,91 |    |   |         |          |
| 802         | 13.10. | LITVÍNOV - ZLIN        | 5:2             | 5:3 | 2:5 | 1:1 | 1:3  | 3:3       | 2:3 | 4:2  | 1,90 | 1,31 | 4,30            | 1,86 | 3,28 |    |   |         |          |
| 803         | 13.10. | M.BOLESĽAV - VITKOVICE | 1:3             | 4:1 | 2:3 | 3:2 | 1:4  | 2:4       | 2:2 | 1:7  | 1,85 | 1,32 | 4,60            | 1,95 | 3,40 |    |   |         |          |
| 804         | 13.10. | H.KRALOVÉ - K.VARY     | 4:2             | 3:2 | 2:2 | 4:1 | 1:2  | 1:4       | 2:2 | 1,55 | 1,19 | 5,20 | 2,45            | 4,65 |      |    |   |         |          |
| 805         | 13.10. | PLZEN - PARDUBICE      | 2:2             | 1:1 | 2:2 | 8:3 | 10:2 | 2:2       | 4:0 | 0:2  | 1,45 | 1,16 | 5,70            | 2,76 | 5,33 |    |   |         |          |

**VÝSLEDKY POSLEDNÝCH ZÁPASOV**

|             |               |     |             |      |               |      |               |     |               |      |                |      |
|-------------|---------------|-----|-------------|------|---------------|------|---------------|-----|---------------|------|----------------|------|
| H.KRALOVÉ   | LITVÍNOV (V)  | 5:6 | KOMETA BRNO | 2:3  | TRINEC (V)    | 0:4  | SPARTA PRAHA  | 4:2 | PARDUBICE (V) | 2:1  | PLZEN          | 6:5  |
| K.VARY      | KOMETA BRNO   | 3:4 | TRINEC (V)  | 3:4P | SPARTA PRAHA  | 2:5  | PLZEN         | 0:3 | OLOMOUC (V)   | 2:3  | KLADNO         | 7:4  |
| KLADNO      | PARDUBICE (V) | 2:3 | LIBEREC     | 5:3  | OLOMOUC       | 4:3P | ZLIN (V)      | 2:1 | VITKOVICE     | 2:3P | K.VARY (V)     | 4:7  |
| KOMETA BRNO | K.VARY (V)    | 4:3 | ZLIN        | 0:7  | H.KRALOVÉ (V) | 3:2  | VITKOVICE (V) | 3:0 | SPARTA PRAHA  | 2:0  | M.BOLESĽAV (V) | 2:3P |
| LIB         |               |     |             |      |               |      |               |     |               |      |                |      |

|                 |   |   |   |   |       |      |    |   |   |   |       |      |   |   |   |       |      |          |
|-----------------|---|---|---|---|-------|------|----|---|---|---|-------|------|---|---|---|-------|------|----------|
| 8. SPARTA PRAHA | 7 | 3 | 2 | 2 | 27:25 | 7.14 | 12 | 2 | 0 | 0 | 11:8  | 9.50 | 1 | 2 | 2 | 16:17 | 6.20 | PREDKOLO |
| 9. H.KRALOVE    | 8 | 4 | 0 | 4 | 27:29 | 7.00 | 12 | 2 | 0 | 2 | 15:16 | 7.75 | 2 | 0 | 2 | 12:13 | 6.25 | PREDKOLO |
| 10. K.VARY      | 8 | 3 | 1 | 4 | 24:26 | 6.13 | 10 | 2 | 0 | 3 | 14:17 | 6.20 | 1 | 1 | 1 | 10:9  | 6.00 | PREDKOLO |
| 11. KLADNO      | 8 | 2 | 2 | 4 | 23:31 | 6.50 | 9  | 1 | 2 | 1 | 13:14 | 6.25 | 1 | 0 | 3 | 10:17 | 6.75 |          |
| 12. ZLIN        | 8 | 2 | 0 | 6 | 24:25 | 6.13 | 6  | 1 | 0 | 3 | 8:12  | 5.00 | 1 | 0 | 3 | 16:13 | 7.25 |          |
| 13. LITVINOV    | 7 | 2 | 0 | 5 | 16:23 | 5.57 | 6  | 2 | 0 | 2 | 13:13 | 6.50 | 0 | 0 | 3 | 3:10  | 4.33 |          |
| 14. PARDUBICE   | 8 | 2 | 0 | 6 | 15:24 | 4.88 | 6  | 1 | 0 | 3 | 8:12  | 5.00 | 1 | 0 | 3 | 7:12  | 4.75 | ZOSTUP   |

## ČESKÁ CHANCE LIGA

| TABUĽKA              |    | CELKOM |   |   |   | DOMA  |    |   |   | VONKU |   |       |   | POZN. |   |   |       |          |
|----------------------|----|--------|---|---|---|-------|----|---|---|-------|---|-------|---|-------|---|---|-------|----------|
| 1. PORUBA            | 10 | 8      | 1 | 0 | 1 | 42:24 | 26 | 5 | 0 | 0     | 0 | 24:9  | 3 | 1     | 0 | 1 | 18:15 | PLAY OFF |
| 2. ČESKE BUDĚJOVICE  | 10 | 7      | 0 | 2 | 1 | 41:25 | 23 | 4 | 0 | 1     | 1 | 23:16 | 3 | 0     | 1 | 0 | 18:9  | PLAY OFF |
| 3. PREROV            | 10 | 6      | 1 | 0 | 3 | 33:19 | 20 | 5 | 0 | 0     | 1 | 19:8  | 1 | 1     | 0 | 2 | 14:11 | PLAY OFF |
| 4. LITOMĚŘICE        | 10 | 5      | 1 | 2 | 2 | 34:23 | 19 | 3 | 1 | 0     | 1 | 19:11 | 2 | 0     | 2 | 1 | 15:12 | PLAY OFF |
| 5. VSETÍN            | 10 | 6      | 0 | 1 | 3 | 32:25 | 19 | 3 | 0 | 1     | 1 | 17:14 | 3 | 0     | 0 | 2 | 15:11 | PLAY OFF |
| 6. HAVÍŘOV           | 10 | 5      | 1 | 1 | 3 | 27:20 | 18 | 2 | 0 | 0     | 1 | 7:5   | 3 | 1     | 1 | 2 | 20:15 | PLAY OFF |
| 7. SLAVIA PRAHA      | 10 | 5      | 1 | 1 | 3 | 25:24 | 18 | 4 | 1 | 1     | 0 | 17:8  | 1 | 0     | 0 | 3 | 8:16  | PLAY OFF |
| 8. CHOMUTOV          | 10 | 5      | 1 | 0 | 4 | 30:20 | 17 | 4 | 0 | 0     | 1 | 18:7  | 1 | 1     | 0 | 3 | 12:13 | PLAY OFF |
| 9. JIHLAVA           | 10 | 4      | 1 | 1 | 4 | 25:21 | 15 | 2 | 1 | 1     | 2 | 17:14 | 2 | 0     | 0 | 2 | 8:7   |          |
| 10. PROSTĚJOV        | 10 | 4      | 0 | 2 | 4 | 28:35 | 14 | 2 | 0 | 1     | 1 | 9:10  | 2 | 0     | 1 | 3 | 19:25 |          |
| 11. FRYDEK MISTEK    | 10 | 2      | 3 | 1 | 4 | 29:25 | 13 | 2 | 2 | 0     | 0 | 17:5  | 0 | 1     | 1 | 4 | 12:20 |          |
| 12. TREBÍČ           | 10 | 3      | 1 | 1 | 5 | 23:28 | 12 | 2 | 0 | 1     | 1 | 14:12 | 1 | 1     | 0 | 4 | 9:16  |          |
| 13. BENÁTKY NAD JIZ. | 10 | 2      | 2 | 0 | 6 | 23:32 | 10 | 2 | 1 | 0     | 3 | 14:17 | 0 | 1     | 0 | 3 | 9:15  |          |
| 14. USTÍ NAD LABEM   | 10 | 2      | 1 | 1 | 6 | 21:39 | 9  | 2 | 0 | 1     | 3 | 15:21 | 0 | 1     | 0 | 3 | 6:18  |          |
| 15. SOKOLOV          | 10 | 2      | 0 | 0 | 8 | 30:43 | 6  | 2 | 0 | 0     | 2 | 18:19 | 0 | 0     | 0 | 6 | 12:24 |          |
| 16. KADANĚ           | 10 | 0      | 0 | 1 | 9 | 15:55 | 1  | 0 | 0 | 1     | 4 | 9:25  | 0 | 0     | 0 | 5 | 6:30  |          |

## ĽADOVÝ HOKEJ - LIGA MAJSTROV

| ČÍSLO UDAL | DEŇ    | 5. KOLO     | PREDBEŽNÉ KURZY / SKUTOČNÉ KURZY |      |      |      | VAŠ TIP | VÝSLEDOK |  |  |
|------------|--------|-------------|----------------------------------|------|------|------|---------|----------|--|--|
|            |        |             | 1                                | 10   | 0    | 2    |         |          |  |  |
| 20673      | 08.10. | DJURGARDEN  | MANNHEIM                         | 1.80 | 1.30 | 4.70 | 1.88    | 3.14     |  |  |
| 20599      | 08.10. | FROLUNDA    | CARDIFF                          | 1.25 | 1.04 | 6.40 | 3.47    | 7.65     |  |  |
| 20600      | 08.10. | HAMEENLINNA | RUNGSTED                         | 1.20 | 1.03 | 7.00 | 3.93    | 9.03     |  |  |
| 20601      | 08.10. | SKELLEFTEA  | KARPAT                           | 2.36 | 1.51 | 4.20 | 1.51    | 2.36     |  |  |
| 20674      | 08.10. | TYCHY       | VIENNA                           | 4.28 | 2.26 | 4.80 | 1.17    | 1.55     |  |  |
| 20675      | 08.10. | FRISK A.    | TAPPARA                          | 7.19 | 3.26 | 6.00 | 1.05    | 1.28     |  |  |
| 20676      | 08.10. | AUGSBURG    | LIBEREC                          | 2.25 | 1.47 | 4.30 | 1.55    | 2.44     |  |  |
| 20602      | 08.10. | GRAZ        | H.KRALOVE                        | 2.74 | 1.70 | 4.50 | 1.38    | 2.00     |  |  |
| 20603      | 08.10. | MÜNCHEN     | FARJESTAD                        | 2.25 | 1.47 | 4.30 | 1.55    | 2.44     |  |  |
| 20604      | 08.10. | B.BYSTRICA  | AMBRI                            | 2.32 | 1.52 | 4.50 | 1.52    | 2.32     |  |  |
| 20605      | 08.10. | BERN        | GRENOBLE                         | 1.17 | 1.02 | 7.50 | 4.33    | 10.10    |  |  |
| 20677      | 08.10. | BELFAST     | LULEA                            | 5.76 | 2.75 | 5.30 | 1.09    | 1.38     |  |  |
| 20678      | 09.10. | TRINEC      | LAUSANNE                         | 1.80 | 1.29 | 4.60 | 1.88    | 3.18     |  |  |
| 20679      | 09.10. | LAHTI       | JUNOST MINSK                     | 1.40 | 1.10 | 5.30 | 2.67    | 5.43     |  |  |
| 20680      | 09.10. | KLAGENFURT  | BIEL                             | 2.34 | 1.51 | 4.30 | 1.51    | 2.34     |  |  |
| 20606      | 09.10. | ZUG         | PLZEN                            | 1.85 | 1.31 | 4.50 | 1.83    | 3.08     |  |  |

| ČÍSLO UDAL | DEŇ         | 1. TRETINY   | PREDBEŽNÉ KURZY / SKUTOČNÉ KURZY |      |      |      | VAŠ TIP | VÝSLEDOK |  |
|------------|-------------|--------------|----------------------------------|------|------|------|---------|----------|--|
|            |             |              | 1                                | 10   | 0    | 2    |         |          |  |
| 08.10.     | DJURGARDEN  | MANNHEIM     | 2.38                             | 1.23 | 2.55 | 1.45 | 3.41    |          |  |
| 08.10.     | FROLUNDA    | CARDIFF      | 1.68                             | 1.10 | 3.19 | 1.94 | 5.29    |          |  |
| 08.10.     | HAMEENLINNA | RUNGSTED     | 1.63                             | 1.08 | 3.15 | 2.01 | 5.96    |          |  |
| 08.10.     | SKELLEFTEA  | KARPAT       | 2.86                             | 1.32 | 2.44 | 1.32 | 2.86    |          |  |
| 08.10.     | TYCHY       | VIENNA       | 3.96                             | 1.59 | 2.71 | 1.18 | 2.07    |          |  |
| 08.10.     | FRISK A.    | TAPPARA      | 5.44                             | 1.82 | 2.82 | 1.10 | 1.78    |          |  |
| 08.10.     | AUGSBURG    | LIBEREC      | 2.71                             | 1.32 | 2.57 | 1.35 | 2.85    |          |  |
| 08.10.     | GRAZ        | H.KRALOVE    | 3.02                             | 1.42 | 2.69 | 1.29 | 2.47    |          |  |
| 08.10.     | MÜNCHEN     | FARJESTAD    | 2.75                             | 1.31 | 2.49 | 1.34 | 2.91    |          |  |
| 08.10.     | B.BYSTRICA  | AMBRI        | 2.83                             | 1.32 | 2.49 | 1.32 | 2.83    |          |  |
| 08.10.     | BERN        | GRENOBLE     | 1.61                             | 1.06 | 3.07 | 2.04 | 6.57    |          |  |
| 08.10.     | BELFAST     | LULEA        | 4.66                             | 1.73 | 2.83 | 1.13 | 1.88    |          |  |
| 09.10.     | TRINEC      | LAUSANNE     | 2.34                             | 1.24 | 2.62 | 1.46 | 3.37    |          |  |
| 09.10.     | LAHTI       | JUNOST MINSK | 1.92                             | 1.14 | 2.75 | 1.69 | 4.60    |          |  |
| 09.10.     | KLAGENFURT  | BIEL         | 2.83                             | 1.32 | 2.49 | 1.32 | 2.83    |          |  |
| 09.10.     | ZUG         | PLZEN        | 2.39                             | 1.25 | 2.59 | 1.44 | 3.31    |          |  |

| SKUPINA A         |   | CELKOM |   |   |   | DOMA  |    |   |   | VONKU |   |      |   | POZN. |   |   |      |        |
|-------------------|---|--------|---|---|---|-------|----|---|---|-------|---|------|---|-------|---|---|------|--------|
| 1. KLAGENFURT     | 4 | 3      | 0 | 0 | 1 | 13:10 | 9  | 2 | 0 | 0     | 0 | 6:2  | 1 | 0     | 0 | 1 | 7:8  | POSTUP |
| 2. BIEL           | 4 | 3      | 0 | 0 | 1 | 6:4   | 9  | 2 | 0 | 0     | 0 | 3:1  | 1 | 0     | 0 | 1 | 3:3  | POSTUP |
| 3. TAPPARA        | 4 | 2      | 0 | 0 | 2 | 11:7  | 6  | 2 | 0 | 0     | 0 | 9:3  | 0 | 0     | 0 | 2 | 2:4  |        |
| 4. FRISK ASKER    | 4 | 0      | 0 | 0 | 4 | 3:12  | 0  | 0 | 0 | 0     | 2 | 2:7  | 0 | 0     | 0 | 2 | 1:5  |        |
| SKUPINA B         |   | CELKOM |   |   |   | DOMA  |    |   |   | VONKU |   |      |   | POZN. |   |   |      |        |
| 1. PLZEN          | 4 | 2      | 2 | 0 | 0 | 20:10 | 10 | 1 | 1 | 0     | 0 | 14:7 | 1 | 1     | 0 | 0 | 6:3  | POSTUP |
| 2. ZUG            | 4 | 3      | 0 | 1 | 0 | 16:7  | 10 | 1 | 0 | 1     | 0 | 8:6  | 2 | 0     | 0 | 0 | 8:1  | POSTUP |
| 3. HAMEENLINNA    | 4 | 0      | 1 | 2 | 1 | 10:13 | 4  | 0 | 0 | 1     | 1 | 2:5  | 0 | 1     | 1 | 0 | 8:8  |        |
| 4. RUNGSTED       | 4 | 0      | 0 | 0 | 4 | 7:23  | 0  | 0 | 0 | 0     | 2 | 2:9  | 0 | 0     | 0 | 2 | 5:14 |        |
| SKUPINA C         |   | CELKOM |   |   |   | DOMA  |    |   |   | VONKU |   |      |   | POZN. |   |   |      |        |
| 1. LULEA          | 4 | 1      | 2 | 1 | 0 | 16:12 | 8  | 1 | 0 | 1     | 0 | 6:4  | 0 | 2     | 0 | 0 | 10:8 | POSTUP |
| 2. AUGSBURG       | 4 | 1      | 2 | 1 | 0 | 13:10 | 8  | 1 | 0 | 1     | 0 | 7:6  | 0 | 2     | 0 | 0 | 6:4  | POSTUP |
| 3. LIBEREC        | 4 | 1      | 0 | 1 | 2 | 15:15 | 4  | 1 | 0 | 1     | 0 | 10:6 | 0 | 0     | 0 | 2 | 5:9  |        |
| 4. BELFAST        | 4 | 1      | 0 | 1 | 2 | 9:16  | 4  | 1 | 0 | 1     | 0 | 7:7  | 0 | 0     | 0 | 2 | 2:9  |        |
| SKUPINA D         |   | CELKOM |   |   |   | DOMA  |    |   |   | VONKU |   |      |   | POZN. |   |   |      |        |
| 1. LAUSANNE       | 4 | 1      | 2 | 1 | 0 | 14:12 | 8  | 1 | 1 | 0     | 0 | 7:5  | 0 | 1     | 1 | 0 | 7:7  | POSTUP |
| 2. TRINEC         | 4 | 2      | 0 | 0 | 2 | 12:8  | 6  | 2 | 0 | 0     | 0 | 12:5 | 0 | 0     | 0 | 2 | 0:3  | POSTUP |
| 3. LAHTI          | 4 | 1      | 0 | 2 | 1 | 11:14 | 5  | 1 | 0 | 1     | 0 | 5:5  | 0 | 0     | 1 | 1 | 6:9  |        |
| 4. JUNOST MINSK   | 4 | 1      | 1 | 0 | 2 | 9:12  | 5  | 1 | 1 | 0     | 0 | 5:2  | 0 | 0     | 0 | 2 | 4:10 |        |
| SKUPINA E         |   | CELKOM |   |   |   | DOMA  |    |   |   | VONKU |   |      |   | POZN. |   |   |      |        |
| 1. KARPAT         | 4 | 2      | 1 | 1 | 0 | 13:7  | 9  | 1 | 0 | 1     | 0 | 5:4  | 1 | 1     | 0 | 0 | 8:3  | POSTUP |
| 2. SKELLEFTEA     | 4 | 1      | 2 | 0 | 1 | 13:9  | 7  | 0 | 1 | 0     | 1 | 4:4  | 1 | 1     | 0 | 0 | 9:5  | POSTUP |
| 3. BERN           | 4 | 0      | 1 | 3 | 0 | 10:12 | 5  | 0 | 0 | 2     | 0 | 5:7  | 0 | 1     | 1 | 0 | 5:5  |        |
| 4. GRENOBLE       | 4 | 1      | 0 | 0 | 3 | 6:14  | 3  | 0 | 0 | 0     | 2 | 3:10 | 1 | 0     | 0 | 1 | 3:4  |        |
| SKUPINA F         |   | CELKOM |   |   |   | DOMA  |    |   |   | VONKU |   |      |   | POZN. |   |   |      |        |
| 1. MANNHEIM       | 4 | 3      | 1 | 0 | 0 | 18:3  | 11 | 2 | 0 | 0     | 0 | 9:0  | 1 | 1     | 0 | 0 | 9:3  | POSTUP |
| 2. DJURGARDEN     | 4 | 3      | 0 | 0 | 1 | 13:9  | 9  | 1 | 0 | 0     | 1 | 5:6  | 2 | 0     | 0 | 0 | 8:3  | POSTUP |
| 3. VIENNA         | 4 | 1      | 0 | 0 | 3 | 8:15  | 3  | 0 | 0 | 0     | 2 | 2:8  | 1 | 0     | 0 | 1 | 6:7  |        |
| 4. TYCHY          | 4 | 0      | 0 | 1 | 3 | 4:16  | 1  | 0 | 0 | 1     | 1 | 4:9  | 0 | 0     | 0 | 2 | 0:7  |        |
| SKUPINA G         |   | CELKOM |   |   |   | DOMA  |    |   |   | VONKU |   |      |   | POZN. |   |   |      |        |
| 1. MÜNCHEN        | 4 | 2      | 1 | 1 | 0 | 11:5  | 9  | 2 | 0 | 0     | 0 | 6:0  | 0 | 1     | 1 | 0 | 5:5  | POSTUP |
| 2. FARJESTAD      | 4 | 2      | 1 | 0 | 1 | 13:7  | 8  | 2 | 0 | 0     | 0 | 8:2  | 0 | 1     | 0 | 1 | 5:5  | POSTUP |
| 3. AMBRI          | 4 | 1      | 0 | 1 | 2 | 5:9   | 4  | 1 | 0 | 1     | 0 | 4:4  | 0 | 0     | 0 | 2 | 1:5  |        |
| 4. B.BYSTRICA     | 4 | 0      | 1 | 1 | 2 | 7:15  | 3  | 0 | 1 | 1     | 0 | 6:6  | 0 | 0     | 0 | 2 | 1:9  |        |
| SKUPINA H         |   | CELKOM |   |   |   | DOMA  |    |   |   | VONKU |   |      |   | POZN. |   |   |      |        |
| 1. CARDIFF        | 4 | 2      | 1 | 0 | 1 | 14:12 | 8  | 1 | 1 | 0     | 0 | 7:5  | 1 | 0     | 0 | 1 | 7:7  | POSTUP |
| 2. FROLUNDA       | 4 | 2      | 0 | 1 | 1 | 16:13 | 7  | 0 | 0 | 1     | 1 | 7:9  | 2 | 0     | 0 | 0 | 9:4  | POSTUP |
| 3. HRADEC KRALOVÉ | 4 | 2      | 0 | 0 | 2 | 13:11 | 6  | 1 | 0 | 0     | 1 | 8:6  | 1 | 0     | 0 | 1 | 5:5  |        |
| 4. GRAZ           | 4 | 0      | 1 | 1 | 2 | 12:19 | 3  | 0 | 0 | 0     | 2 | 3:10 | 0 | 1     | 1 | 0 | 9:9  |        |

## KONTINENTÁLNA HOKEJOVÁ LIGA

| ČÍSLO UDAL | DEŇ    | ZÁPASY      | VÝSLEDKY V ROKU |     |     |     |           |      |      |      | PREDBEŽNÉ KURZY |      |      |      | VAŠ TIP | VÝSLEDOK |   |
|------------|--------|-------------|-----------------|-----|-----|-----|-----------|------|------|------|-----------------|------|------|------|---------|----------|---|
|            |        |             | 2018-2019       |     |     |     | 2017-2018 |      |      |      | 1               | 10   | 0    | 02   |         |          | 2 |
| 778        | 07.10. | D.RIGA      | ČECHOV          | 1:2 | 2:1 | 4:2 | 1:4       | 3:26 | 1.80 | 4.10 | 1.32            | 1.95 |      |      |         |          |   |
| 779        | 07.10. | UFA         | MAGNITOGORSK    | 0:4 | 1:1 | 1:4 | 4:3       | 2:05 | 1.36 | 4.10 | 1.73            | 3.01 |      |      |         |          |   |
| 780        | 07.10. | NOVOSIBIRSK | D.MOSKVA        | 6:4 | 3:6 | 0:2 | 4:6       | 2:55 | 1.52 | 3.80 | 1.50            | 2.45 |      |      |         |          |   |
| 781        | 07.10. | PETERBURG   | SP.MOSKVA       | 2:1 | 2:2 | 6:0 | 2:0       | 1:3  | 4:1  | 5:0  | 4:0             | 1:40 | 1.12 | 5.50 | 2.64    | 6.60     |   |
| 782        | 07.10. | VLADIVOSTOK | NIZNEKAMSK      | 4:1 | 1:1 | 1:2 | 2:3       | 2:45 | 2.50 | 3.80 | 1.52            | 2.55 |      |      |         |          |   |
| 783        | 07.    |             |                 |     |     |     |           |      |      |      |                 |      |      |      |         |          |   |

|     |        |              |   |               |     |     |     |     |     |     |     |      |      |      |      |      |      |  |  |
|-----|--------|--------------|---|---------------|-----|-----|-----|-----|-----|-----|-----|------|------|------|------|------|------|--|--|
| 776 | 10.10. | JAROSLAVL    | - | SOCHI         | 1:2 | 1:0 | 2:2 | 4:3 | 2:2 |     | 1:1 | 1.70 | 1.23 | 4.50 | 2.10 | 3.95 |      |  |  |
| 777 | 10.10. | MAGNITOGORSK | - | VLADIVOSTOK   | 3:1 |     | 4:3 |     | 4:2 |     | 3:1 | 1.70 | 1.23 | 4.50 | 2.10 | 3.95 |      |  |  |
| 778 | 10.10. | PETERBURG    | - | JEKATERINBURG | 5:2 |     | 6:0 |     | 6:2 |     | 3:4 | 1.85 | 1.29 | 4.30 | 1.90 | 3.44 |      |  |  |
| 779 | 11.10. | KAZAN        | - | CSKA MOSKVA   | 0:5 | 2:3 | 2:4 | 4:5 | 6:4 | 0:3 |     | 3.26 | 1.80 | 4.10 | 1.32 | 1.95 |      |  |  |
| 780 | 11.10. | JOKERIT      | - | D.MINSK       | 5:3 | 3:5 | 4:1 | 4:1 | 2:0 | 6:1 |     | 1.45 | 1.12 | 5.00 | 2.67 | 5.74 |      |  |  |
| 781 | 11.10. | NOVGOROD     | - | UFA           | 3:1 |     | 3:4 |     | 3:3 | 1:2 |     | 2.45 | 1.50 | 3.80 | 1.52 | 2.55 |      |  |  |
| 782 | 11.10. | NOVOSIBIRSK  | - | NUR SULTAN    | 1:1 | 1:1 | 2:5 | 2:5 | 4:0 | 6:4 | 3:1 | 4:0  | 2.50 | 1.50 | 3.80 | 1.50 | 2.50 |  |  |
| 783 | 12.10. | OMSK         | - | D.RIGA        | 5:2 |     | 0:3 |     | 3:1 | 0:0 |     | 1.35 | 1.08 | 5.50 | 3.15 | 7.40 |      |  |  |
| 784 | 12.10. | CEREPOVEC    | - | MAGNITOGORSK  | 1:1 |     | 1:2 |     | 0:1 | 2:2 |     | 3.01 | 1.73 | 4.10 | 1.36 | 2.05 |      |  |  |
| 785 | 12.10. | D.MOSKVA     | - | JEKATERINBURG | 2:0 |     | 0:1 |     | 0:1 | 3:4 |     | 2.60 | 1.54 | 3.90 | 1.48 | 2.40 |      |  |  |
| 786 | 12.10. | SP.MOSKVA    | - | CHABAROVSK    | 6:3 |     | 0:0 |     | 4:1 | 1:1 |     | 1.65 | 1.20 | 4.50 | 2.18 | 4.25 |      |  |  |
| 787 | 12.10. | CELJABINSK   | - | VLADIVOSTOK   | 2:1 |     | 7:2 |     | 2:3 | 2:2 |     | 1.75 | 1.25 | 4.50 | 2.03 | 3.70 |      |  |  |
| 788 | 13.10. | JOKERIT      | - | UFA           | 2:3 |     | 4:1 |     | 2:0 | 4:4 |     | 2.15 | 1.40 | 4.00 | 1.67 | 2.87 |      |  |  |
| 770 | 13.10. | KUNLUN       | - | JAROSLAVL     | 1:5 |     | 1:1 |     | 1:4 | 0:2 |     | 2.58 | 1.57 | 4.00 | 1.48 | 2.35 |      |  |  |
| 771 | 13.10. | NOVGOROD     | - | PETERBURG     | 4:3 |     | 0:6 |     | 3:3 | 4:4 |     | 3.70 | 2.03 | 4.50 | 1.25 | 1.75 |      |  |  |
| 772 | 13.10. | CECHOV       | - | D.MINSK       | 3:3 | 4:3 | 1:0 |     | 2:2 | 4:0 |     | 1.80 | 1.26 | 4.30 | 1.96 | 3.63 |      |  |  |
| 773 | 13.10. | SOCHI        | - | CSKA MOSKVA   | 1:1 | 1:3 | 1:1 | 0:2 | 1:3 |     |     | 6.60 | 2.64 | 5.50 | 1.12 | 1.40 |      |  |  |

| VÝSLEDKY POSLEDNÝCH ZÁPASOV |                   |      |                  |      |                   |      |                |      |                  | (OZNACENIE PISMENOM (V) ZNAMENA ZÁPAS HRANY VONKU) |                   |      |  |  |  |  |  |  |  |
|-----------------------------|-------------------|------|------------------|------|-------------------|------|----------------|------|------------------|--|-------------------|------|--|--|--|--|--|--|--|
| CSKA MOSKVA                 | D.RIGA            | 6:1  | CECHOV           | 1:2  | SP.MOSKVA (V)     | 9:3  | NOVGOROD (V)   | 3:0  | JOKERIT (V)      | 5:1  | PETERBURG (V)     | 3:2P |  |  |  |  |  |  |  |
| CHABAROVSK                  | SOCHI (V)         | 2:1  | KUNLUN           | 3:2  | NOVOSIBIRSK       | 3:0  | VLADIVOSTOK    | 1:2  | VLADIVOSTOK      | 3:2  | NOVOSIBIRSK (V)   | 1:2  |  |  |  |  |  |  |  |
| D.MINSK                     | KAZAN             | 2:4  | CELJABINSK       | 5:3  | SOCHI             | 2:1P | NIZNEKAMSK (V) | 4:5P | CEREPOVEC (V)    | 2:3P   | NOVGOROD (V)      | 3:4P |  |  |  |  |  |  |  |
| D.MOSKVA                    | JEKATERINBURG (V) | 4:1  | CEREPOVEC        | 1:2P | JOKERIT           | 1:2P | PETERBURG (V)  | 1:4  | SOCHI (V)        | 4:3  | D.RIGA            | 4:1  |  |  |  |  |  |  |  |
| D.RIGA                      | CSKA MOSKVA (V)   | 1:6  | OMSK             | 0:7  | PETERBURG         | 0:3  | JAROSLAVL (V)  | 0:4  | CEREPOVEC (V)    | 1:6  | D.MOSKVA (V)      | 1:4  |  |  |  |  |  |  |  |
| JAROSLAVL                   | OMSK              | 2:1  | MAGNITOGORSK (V) | 3:5  | JEKATERINBURG (V) | 1:4  | CELJABINSK (V) | 1:2  | D.RIGA           | 4:0  | JOKERIT           | 1:4  |  |  |  |  |  |  |  |
| JEKATERINBURG               | D.MOSKVA          | 1:4  | JAROSLAVL        | 4:1  | JOKERIT (V)       | 2:4  | SP.MOSKVA (V)  | 0:1  | CECHOV (V)       | 0:1P   | SP.MOSKVA         | 2:4  |  |  |  |  |  |  |  |
| JOKERIT                     | NIZNEKAMSK (V)    | 2:1  | D.MOSKVA (V)     | 2:1P | JEKATERINBURG     | 4:2  | CSKA MOSKVA    | 1:5  | JAROSLAVL (V)    | 4:1  | D.MINSK (V)       | 0:5  |  |  |  |  |  |  |  |
| KAZAN                       | D.MINSK (V)       | 4:2  | PETERBURG        | 2:1  | NIZNEKAMSK        | 3:2  | KUNLUN         | 5:0  | CELJABINSK (V)   | 6:0  | NOVOSIBIRSK (V)   | 2:4  |  |  |  |  |  |  |  |
| KUNLUN                      | VLADIVOSTOK (V)   | 1:2  | CHABAROVSK (V)   | 2:3  | NUR SULTAN (V)    | 5:2  | KAZAN (V)      | 0:5  | NIZNEKAMSK (V)   | 4:3P   | OMSK              | 2:5  |  |  |  |  |  |  |  |
| MAGNITOGORSK                | NOVGOROD          | 2:3P | JAROSLAVL        | 5:3  | OMSK (V)          | 2:3  | CECHOV (V)     | 2:3P | NUR SULTAN       | 1:3  | KAZAN             | 1:2  |  |  |  |  |  |  |  |
| NIZNEKAMSK                  | NOVOSIBIRSK (V)   | 2:4  | JOKERIT          | 1:2  | KAZAN (V)         | 2:3  | D.MINSK        | 5:4P | KUNLUN           | 3:4P   | CELJABINSK (V)    | 2:1  |  |  |  |  |  |  |  |
| NOVGOROD                    | MAGNITOGORSK (V)  | 3:2P | NUR SULTAN (V)   | 1:2  | UFA (V)           | 1:5  | SOCHI          | 4:1  | CSKA MOSKVA      | 0:3  | D.MINSK           | 4:3P |  |  |  |  |  |  |  |
| NOVOSIBIRSK                 | NIZNEKAMSK        | 4:2  | VLADIVOSTOK (V)  | 2:1  | VLADIVOSTOK (V)   | 2:3P | CHABAROVSK (V) | 0:3  | KAZAN            | 4:2  | CHABAROVSK        | 2:1  |  |  |  |  |  |  |  |
| NUR SULTAN                  | CEREPOVEC         | 5:1  | NOVGOROD         | 2:1  | KUNLUN            | 2:5  | CELJABINSK (V) | 2:1  | MAGNITOGORSK (V) | 3:1  | CELJABINSK        | 2:0  |  |  |  |  |  |  |  |
| OMSK                        | JAROSLAVL (V)     | 1:2  | SOCHI (V)        | 3:4P | D.RIGA (V)        | 7:0  | MAGNITOGORSK   | 3:2  | SP.MOSKVA        | 3:4P   | KUNLUN            | 5:2  |  |  |  |  |  |  |  |
| PETERBURG                   | CELJABINSK        | 1:2  | KAZAN (V)        | 1:2  | D.RIGA (V)        | 3:0  | D.MOSKVA       | 4:1  | UFA              | 4:1  | CSKA MOSKVA       | 2:3P |  |  |  |  |  |  |  |
| SOCHI                       | CHABAROVSK        | 1:2  | OMSK             | 4:3P | D.MINSK (V)       | 1:2P | NOVGOROD (V)   | 1:4  | D.MOSKVA         | 3:4  | VLADIVOSTOK       | 1:2P |  |  |  |  |  |  |  |
| SP.MOSKVA                   | CECHOV (V)        | 2:1P | CSKA MOSKVA      | 3:9  | OMSK (V)          | 4:3P | JEKATERINBURG  | 1:0  | UFA              | 2:4  | JEKATERINBURG (V) | 4:2  |  |  |  |  |  |  |  |
| UFA                         | CEREPOVEC         | 3:1  | NOVGOROD         | 5:1  | CEREPOVEC (V)     | 3:4  | PETERBURG (V)  | 1:4  | SP.MOSKVA (V)    | 4:2  | NIZNEKAMSK        | 2:0  |  |  |  |  |  |  |  |
| VLADIVOSTOK                 | KUNLUN            | 2:1  | NOVOSIBIRSK      | 1:2  | NOVOSIBIRSK       | 3:2P | CHABAROVSK (V) | 2:1  | CHABAROVSK (V)   | 2:3  | SOCHI (V)         | 2:1P |  |  |  |  |  |  |  |
| CECHOV                      | SP.MOSKVA         | 1:2P | CSKA MOSKVA (V)  | 2:1  | MAGNITOGORSK      | 3:2P | JEKATERINBURG  | 1:0P | PETERBURG (V)    | 4:2  | JAROSLAVL (V)     | 3:2  |  |  |  |  |  |  |  |
| CELJABINSK                  | PETERBURG (V)     | 2:1  | D.MINSK (V)      | 3:5  | JAROSLAVL         | 2:1  | NUR SULTAN     | 1:2  | KAZAN            | 0:6  | NIZNEKAMSK        | 1:2  |  |  |  |  |  |  |  |
| CEREPOVEC                   | NUR SULTAN (V)    | 1:5  | UFA (V)          | 1:3  | D.MOSKVA (V)      | 2:1P | UFA            | 4:3  | D.MINSK          | 3:2P   | D.RIGA            | 6:1  |  |  |  |  |  |  |  |

| BOBROVOVA DIVIZIA    |    |    |   |    |       |      |    |   |   | DOMA |       |      |   |   |   |       |      |  |  | VONKU |  |  |  |  |  |  |  |  |  | POZN. |  |  |  |  |  |  |  |  |  |
|----------------------|----|----|---|----|-------|------|----|---|---|------|-------|------|---|---|---|-------|------|--|--|-------|--|--|--|--|--|--|--|--|--|-------|--|--|--|--|--|--|--|--|--|
| 1. PETERBURG         | 15 | 8  | 2 | 5  | 36:29 | 4.20 | 19 | 4 | 1 | 3    | 20:18 | 4.63 | 4 | 1 | 2 | 16:11 | 3.71 |  |  |       |  |  |  |  |  |  |  |  |  |       |  |  |  |  |  |  |  |  |  |
| 2. D.MOSKVA          | 14 | 6  | 4 | 4  | 33:35 | 4.57 | 17 | 4 | 3 | 1    | 19:15 | 3.88 | 2 | 1 | 3 | 14:20 | 5.50 |  |  |       |  |  |  |  |  |  |  |  |  |       |  |  |  |  |  |  |  |  |  |
| 3. SP.MOSKVA         | 15 | 4  | 5 | 6  | 39:42 | 5.07 | 16 | 2 | 1 | 4    | 17:23 | 5.57 | 2 | 4 | 2 | 22:19 | 4.63 |  |  |       |  |  |  |  |  |  |  |  |  |       |  |  |  |  |  |  |  |  |  |
| 4. JOKERIT           | 12 | 5  | 2 | 5  | 34:35 | 5.58 | 13 | 2 | 0 | 3    | 15:17 | 6.40 | 3 | 2 | 2 | 19:18 | 5.00 |  |  |       |  |  |  |  |  |  |  |  |  |       |  |  |  |  |  |  |  |  |  |
| 5. CEREPOVEC         | 15 | 3  | 4 | 8  | 36:45 | 5.13 | 13 | 2 | 2 | 3    | 19:20 | 5.29 | 1 | 2 | 5 | 17:25 | 5.00 |  |  |       |  |  |  |  |  |  |  |  |  |       |  |  |  |  |  |  |  |  |  |
| 6. D.RIGA            | 13 | 1  | 2 | 10 | 16:54 | 5.23 | 5  | 1 | 2 | 3    | 10:18 | 4.33 | 0 | 0 | 7 | 6:36  | 6.00 |  |  |       |  |  |  |  |  |  |  |  |  |       |  |  |  |  |  |  |  |  |  |
| ČERNÝŠEVOVA DIVIZIA  |    |    |   |    |       |      |    |   |   | DOMA |       |      |   |   |   |       |      |  |  | VONKU |  |  |  |  |  |  |  |  |  | POZN. |  |  |  |  |  |  |  |  |  |
| 1. OMSK              | 14 | 7  | 4 | 3  | 43:33 | 5.14 | 19 | 3 | 1 | 1    | 16:15 | 6.00 | 4 | 3 | 2 | 27:18 | 4.67 |  |  |       |  |  |  |  |  |  |  |  |  |       |  |  |  |  |  |  |  |  |  |
| 2. NUR SULTAN        | 13 | 9  | 0 | 4  | 29:21 | 3.85 | 18 | 5 | 0 | 2    | 18:12 | 4.29 | 4 | 0 | 2 | 11:9  | 3.33 |  |  |       |  |  |  |  |  |  |  |  |  |       |  |  |  |  |  |  |  |  |  |
| 3. UFA               | 13 | 8  | 1 | 4  | 34:28 | 4.69 | 17 | 5 | 0 | 2    | 18:13 | 4.43 | 3 | 1 | 2 | 16:15 | 5.00 |  |  |       |  |  |  |  |  |  |  |  |  |       |  |  |  |  |  |  |  |  |  |
| 4. VLADIVOSTOK       | 13 | 5  | 2 | 6  | 24:28 | 3.85 | 14 | 3 | 1 | 2    | 12:9  | 3.33 | 2 | 1 | 4 | 12:19 | 4.29 |  |  |       |  |  |  |  |  |  |  |  |  |       |  |  |  |  |  |  |  |  |  |
| 5. KUNLUN            | 14 | 3  | 3 | 8  | 31:38 | 4.71 | 12 | 2 | 1 | 3    | 10:11 | 3.33 | 1 | 2 | 5 | 21:27 | 5.75 |  |  |       |  |  |  |  |  |  |  |  |  |       |  |  |  |  |  |  |  |  |  |
| 6. CHABAROVSK        | 14 | 4  | 3 | 7  | 24:29 | 3.57 | 11 | 3 | 1 | 3    | 13:13 | 3.57 | 1 | 2 | 4 | 11:16 | 3.57 |  |  |       |  |  |  |  |  |  |  |  |  |       |  |  |  |  |  |  |  |  |  |
| CHARLAMOVOVA DIVIZIA |    |    |   |    |       |      |    |   |   | DOMA |       |      |   |   |   |       |      |  |  | VONKU |  |  |  |  |  |  |  |  |  | POZN. |  |  |  |  |  |  |  |  |  |
| 1. KAZAN             | 13 | 11 | 0 | 2  | 47:23 | 5.38 | 22 | 6 | 0 | 0    | 20:8  | 4.67 | 5 | 0 | 2 | 27:15 | 6.00 |  |  |       |  |  |  |  |  |  |  |  |  |       |  |  |  |  |  |  |  |  |  |
| 2. JEKATERINBURG     | 14 | 5  | 5 | 4  | 37:33 | 4.64 | 18 | 3 | 4 | 2    | 28:24 | 5.33 | 2 | 1 | 2 | 9:9   | 3.40 |  |  |       |  |  |  |  |  |  |  |  |  |       |  |  |  |  |  |  |  |  |  |
| 3. NOVOSIBIRSK       | 13 | 7  | 3 | 3  | 30:28 | 4.23 | 17 | 5 | 1 | 1    | 19:12 | 4.29 | 2 | 2 | 2 | 11:16 | 4.17 |  |  |       |  |  |  |  |  |  |  |  |  |       |  |  |  |  |  |  |  |  |  |
| 4. CELJABINSK        | 16 | 5  | 3 | 8  | 27:36 | 3.75 | 15 | 1 | 1 | 4    | 9:19  | 4.50 | 4 | 2 | 4 | 18:17 | 3.30 |  |  |       |  |  |  |  |  |  |  |  |  |       |  |  |  |  |  |  |  |  |  |
| 5. NIZNEKAMSK        | 15 | 4  | 3 | 8  | 34:40 | 4.73 | 12 | 2 | 2 | 2    | 19:15 | 5.33 | 2 | 1 | 6 | 15:25 | 4.33 |  |  |       |  |  |  |  |  |  |  |  |  |       |  |  |  |  |  |  |  |  |  |
| 6. MAGNITOGORSK      | 14 | 3  | 3 | 8  | 27:38 | 4.43 | 9  | 3 | 1 | 4    | 18:21 | 4.75 | 0 | 2 | 4 | 9:17  | 4.00 |  |  |       |  |  |  |  |  |  |  |  |  |       |  |  |  |  |  |  |  |  |  |
| TARASOVOVA DIVIZIA   |    |    |   |    |       |      |    |   |   | DOMA |       |      |   |   |   |       |      |  |  | VONKU |  |  |  |  |  |  |  |  |  | POZN. |  |  |  |  |  |  |  |  |  |
| 1. CSKA MOSKVA       | 14 | 9  | 3 | 2  | 51:20 | 4.86 | 23 | 4 | 1 | 2    | 23:12 | 4.86 | 5 | 2 | 0 | 28:8  | 4.86 |  |  |       |  |  |  |  |  |  |  |  |  |       |  |  |  |  |  |  |  |  |  |
| 2. CECHOV            | 13 | 7  | 5 | 1  | 36:20 | 3.92 | 23 | 2 | 5 | 0    | 19:10 | 3.43 | 5 | 0 | 1 | 17:10 | 4.50 |  |  |       |  |  |  |  |  |  |  |  |  |       |  |  |  |  |  |  |  |  |  |
| 3. NOVGOROD          | 16 | 5  | 4 | 7  | 43:42 | 5.06 | 18 | 3 | 3 | 1    | 22:13 | 4.57 | 2 | 1 | 6 | 21:29 | 5.44 |  |  |       |  |  |  |  |  |  |  |  |  |       |  |  |  |  |  |  |  |  |  |
| 4. D.MINSK           | 14 | 4  | 5 | 5  | 42:41 | 5.57 | 15 | 3 | 2 | 3    | 22:17 | 4.63 | 1 | 3 | 2 | 20:24 | 6.83 |  |  |       |  |  |  |  |  |  |  |  |  |       |  |  |  |  |  |  |  |  |  |
| 5. SOCHI             | 14 | 4  | 4 | 6  | 31:39 | 4.71 | 13 | 3 | 2 | 4    | 25:28 | 5.67 | 1 | 2 | 2 | 6:11  | 3.00 |  |  |       |  |  |  |  |  |  |  |  |  |       |  |  |  |  |  |  |  |  |  |
| 6. JAROSLAVL         | 13 | 5  | 0 | 8  | 31:38 | 5.31 | 10 | 4 | 0 | 4    | 21:20 | 5.13 | 1 | 0 | 4 | 10:18 | 5.60 |  |  |       |  |  |  |  |  |  |  |  |  |       |  |  |  |  |  |  |  |  |  |

ŠVÉDSKA HOKEJOVÁ LIGA

| ČÍSLO UDAL. | DEŇ    | PREDOHRÁVKY     | VÝSLEDKY V ROKU |            |     |     |     |     |     |     | PREDBEŽNÉ KURZY |     |      |      |      | VÁŠ TIP | VÝSLEDOK |  |  |
|-------------|--------|-----------------|-----------------|------------|-----|-----|-----|-----|-----|-----|-----------------|-----|------|------|------|---------|----------|--|--|
|             |        |                 | D               | D          | V   | V   | D   | D   | V   | V   | 1               | 10  | 0    | 02   | 2    |         |          |  |  |
| 875         | 10.10. | LULEÅ           | -               | BRYNAS     | 3:1 | 2:3 | 3:3 | 1:1 | 1:6 | 3:2 | 0:6             | 1:4 | 1.80 | 1.27 | 4.50 | 1.98    | 3.60     |  |  |
| 862         | 10.10. | FROLUNDA        | -               | LULEÅ      | 1:5 | 5:3 | 3:2 | 1:3 | 4:3 | 2:2 | 2:3             | 3:3 | 2.00 | 1.36 | 4.35 | 1.78    | 3.00     |  |  |
| ČÍSLO UDAL. | DEŇ    | ZÁPASY 9. KOLA  | VÝSLEDKY V ROKU |            |     |     |     |     |     |     | PREDBEŽNÉ KURZY |     |      |      |      | VÁŠ TIP | VÝSLEDOK |  |  |
|             |        |                 | D               | D          | V   | V   | D   | D   | V   | V   | 1               | 10  | 0    | 02   | 2    |         |          |  |  |
| 870         | 10.10. | FÄRJESTAD       | -               | LEKSAND    | 3:2 | 0:2 | 4:2 | 0:9 | 3:5 | 4:4 | 0:3             | 2:4 | 1.73 | 1.26 | 4.65 | 2.06    | 3.70     |  |  |
| 871         | 10.10. | MALMÖ           | -               | SKELLEFTEA | 4:2 | 1:1 | 2:2 | 2:3 | 2:2 | 1:2 | 1:2             | 1:3 | 2.35 | 1.52 | 4.25 | 1.56    | 2.46     |  |  |
| 872         | 10.10. | ÖREBRO          | -               | VÄXJÖ      | 4:2 | 1:1 | 2:2 | 2:3 | 2:2 | 1:2 | 1:2             | 1:3 | 3.30 | 1.90 | 4.55 | 1.32    | 1.85     |  |  |
| 873         | 10.10. | OSKARSHAMN      | -               | FROLUNDA   | 1:1 | 5:3 | 2:5 | 2:1 | 2:6 | 2:1 | 3:3             | 2:6 | 2.30 | 1.50 | 4.20 | 1.60    | 2.52     |  |  |
| 874         | 10.10. | RÖGLE           | -               | DJURGÅRDEN | 1:1 | 5:3 | 2:5 | 2:1 | 2:6 | 2:1 | 3:3             | 2:6 | 2.30 | 1.50 | 4.20 | 1.60    | 2.52     |  |  |
| ČÍSLO UDAL. | DEŇ    | ZÁPASY 10. KOLA | VÝSLEDKY V ROKU |            |     |     |     |     |     |     | PREDBEŽNÉ KURZY |     |      |      |      | VÁŠ TIP | VÝSLEDOK |  |  |
|             |        |                 | D               | D          | V   | V   | D   | D   | V   | V   | 1               | 10  | 0    | 02   | 2    |         |          |  |  |
| 876         | 12.10. | DJURGÅRDEN      | -               | MALMÖ      | 2:3 | 2:1 | 3:3 | 1:3 | 3:3 | 3:3 | 3:3             | 3:3 | 1.80 | 1.27 | 4.50 | 1.98    | 3.60     |  |  |
| 877         | 12.10. | ÖREBRO          | -               | OSKARSHAMN | 1:3 | 3:2 | 1:3 | 1:3 | 3:3 | 3:3 | 3:3             | 3:3 | 1.85 | 1.29 | 4.40 | 1.83    | 3.20     |  |  |
| 878         | 12.10. | VÄXJÖ           | -               | RÖGLE      | 5:3 | 4:1 | 3:6 | 1:1 | 3:0 | 5:0 | 4:3             | 2:6 | 2.10 | 1.42 | 4.35 | 1.70    | 2.80     |  |  |
| 879         | 12.10. | HV 71           | -               | FÄRJESTAD  | 4:3 | 3:2 | 1:3 | 2:6 | 2:4 | 5:5 | 2:8             | 3:3 | 2.35 | 1.52 | 4.25 | 1.56    | 2.46     |  |  |
| 880         | 12.10. | LEKSAND         | -               | LINKÖPING  | 0:2 | 2:2 | 1:3 | 3:3 | 1:2 | 3:1 | 8:2             | 0:2 | 2.00 | 1.36 | 4.35 | 1.78    | 3.00     |  |  |
| 861         | 12.10. | SKELLEFTEA      | -               | BRYNAS     | 0:2 | 2:2 | 1:3 | 3:3 | 1:2 | 3:1 | 8:2             | 0:2 | 2.15 | 1.45 | 4.40 | 1.67    | 2.67     |  |  |

| VÝSLEDKY POSLEDNÝCH ZÁPASOV |       |     |            |    |  |  |  |  |  | (OZNACENIE PISMENOM (V) ZNAMENA ZÁPAS HRANY VONKU) |  |  |  |  |  |  |  |  |  |
|-----------------------------|-------|-----|------------|----|--|--|--|--|--|--|--|--|--|--|--|--|--|--|--|
| BRYNAS                      | HV 71 | 1:4 | ÖREBRO (V) | 1: |  |  |  |  |  |  |  |  |  |  |  |  |  |  |  |

2. ŠVÉDSKA HOKEJOVÁ LIGA

| TABUĽKA |               | CELKOM |   |   |   |   | DOMA  |    |   |   |   | VONKU |       |   |   |   | POZN. |       |                     |
|---------|---------------|--------|---|---|---|---|-------|----|---|---|---|-------|-------|---|---|---|-------|-------|---------------------|
| 1.      | BJÖRKLÖVEN    | 7      | 5 | 1 | 0 | 1 | 20:10 | 17 | 2 | 1 | 0 | 0     | 8:5   | 3 | 0 | 0 | 1     | 12:5  | 2. ŠVÉDSKA HL 20/21 |
| 2.      | BIK KARLSKOGA | 7      | 5 | 0 | 1 | 1 | 32:17 | 16 | 3 | 0 | 1 | 0     | 21:10 | 2 | 0 | 0 | 1     | 11:7  | 2. ŠVÉDSKA HL 20/21 |
| 3.      | TIMRA         | 7      | 4 | 2 | 0 | 1 | 23:17 | 16 | 1 | 1 | 0 | 0     | 6:4   | 3 | 1 | 0 | 1     | 17:13 | PLAY-OFF            |
| 4.      | VÄSTERAS      | 7      | 4 | 0 | 1 | 2 | 20:14 | 13 | 3 | 0 | 0 | 1     | 13:6  | 1 | 0 | 1 | 1     | 7:8   | PLAY-OFF            |
| 5.      | TINGSRYD      | 7      | 3 | 1 | 0 | 3 | 23:22 | 11 | 2 | 0 | 0 | 2     | 11:11 | 1 | 1 | 0 | 1     | 12:11 | PLAY-OFF            |
| 6.      | KARLSKRONA    | 7      | 3 | 1 | 0 | 3 | 17:20 | 11 | 1 | 1 | 0 | 2     | 11:13 | 2 | 0 | 0 | 1     | 6:7   | PLAY-OFF            |
| 7.      | KRISTIANSTAD  | 7      | 3 | 0 | 1 | 3 | 17:17 | 10 | 2 | 0 | 1 | 1     | 10:9  | 1 | 0 | 0 | 2     | 7:8   | PLAY-OFF            |
| 8.      | MORA          | 7      | 2 | 2 | 0 | 3 | 11:15 | 10 | 1 | 1 | 0 | 2     | 6:6   | 1 | 1 | 0 | 1     | 5:9   | PLAY-OFF            |
| 9.      | VITA HASTEN   | 7      | 3 | 0 | 0 | 4 | 18:17 | 9  | 2 | 0 | 0 | 2     | 11:8  | 1 | 0 | 0 | 2     | 7:9   |                     |
| 10.     | MODÖ          | 7      | 2 | 0 | 2 | 3 | 22:21 | 8  | 2 | 0 | 1 | 0     | 15:6  | 0 | 0 | 1 | 3     | 7:15  |                     |
| 11.     | SÖDERTÄLJE    | 7      | 2 | 0 | 2 | 3 | 15:19 | 8  | 1 | 0 | 1 | 1     | 8:6   | 1 | 0 | 1 | 2     | 7:13  |                     |
| 12.     | VÄSTERVIK     | 7      | 1 | 2 | 0 | 4 | 15:25 | 7  | 1 | 0 | 0 | 2     | 6:9   | 0 | 2 | 0 | 2     | 9:16  |                     |
| 13.     | AIK STOCKHOLM | 7      | 2 | 0 | 0 | 5 | 12:23 | 6  | 1 | 0 | 0 | 2     | 6:11  | 1 | 0 | 0 | 3     | 6:12  | BARAŽ               |
| 14.     | ALMTUNA       | 7      | 1 | 0 | 2 | 4 | 12:20 | 5  | 0 | 0 | 1 | 3     | 7:14  | 1 | 0 | 1 | 1     | 5:6   | BARAŽ               |

FINŠKA HOKEJOVÁ LIGA

| ČÍSLO UDAL. | DEŇ    | ZÁPASY       | VÝSLEDKY V ROKU |   |   |   |           |     |     |     |     |     |     |     | PREDBEŽNÉ KURZY |      |      |      |      | VÁŠ TIP | VÝSLEDOK |
|-------------|--------|--------------|-----------------|---|---|---|-----------|-----|-----|-----|-----|-----|-----|-----|-----------------|------|------|------|------|---------|----------|
|             |        |              | 2018-2019       |   |   |   | 2017-2018 |     |     |     | 1   | 10  | 0   | 02  | 2               |      |      |      |      |         |          |
| 846         | 08.10. | ASSÄT PÖRI   | -               | - | - | - | 4:2       | 3:2 | 2:4 | 1:4 | 3:1 | 3:4 | 2:5 | 1:2 | 1,90            | 1,33 | 4,50 | 1,85 | 3,13 |         |          |
| 847         | 08.10. | JUKURIT      | -               | - | - | - | 2:2       | 1:1 | 4:1 | 3:2 | 1:3 | 0:3 | 3:1 | 2:2 | 2,52            | 1,60 | 4,20 | 1,50 | 2,30 |         |          |
| 848         | 10.10. | LUKKO R.     | -               | - | - | - | 0:1       | 4:4 | 1:4 | 2:2 | 0:2 | 6:4 | 0:1 | 2:4 | 1,60            | 1,21 | 4,85 | 2,25 | 4,25 |         |          |
| 849         | 10.10. | SPORT VAASA  | -               | - | - | - | 3:3       | 3:4 | 3:6 | 2:3 | 0:3 | 1:2 | 5:2 | 1:5 | 2,00            | 1,36 | 4,35 | 1,78 | 3,00 |         |          |
| 850         | 11.10. | JUKURIT      | -               | - | - | - | 2:2       | 0:6 | 0:4 | 3:2 | 5:5 | 1:2 | 1:4 | 2:5 | 3,95            | 2,12 | 4,65 | 1,24 | 1,70 |         |          |
| 851         | 11.10. | JYVASKYLA    | -               | - | - | - | 2:1       | 6:2 | 1:3 | 2:7 | 2:4 | 4:1 | 5:2 | 4:4 | 2,15            | 1,45 | 4,40 | 1,67 | 2,67 |         |          |
| 852         | 11.10. | KOOKOO       | -               | - | - | - | 3:3       | 1:1 | 2:4 | 3:3 | 6:6 | 2:3 | 3:4 | 2:3 | 2,40            | 1,53 | 4,30 | 1,53 | 2,40 |         |          |
| 853         | 11.10. | TAPPARA      | -               | - | - | - | 2:0       | 4:3 | 3:2 | 5:0 | 3:3 | 2:1 | 2:2 | 0:3 | 1,50            | 1,16 | 5,45 | 2,54 | 4,85 |         |          |
| 854         | 11.10. | TPS TURKU    | -               | - | - | - | 1:1       | 4:2 | 5:4 | 2:4 | 3:2 | 2:4 | 1:1 | 4:3 | 2,00            | 1,36 | 4,35 | 1,78 | 3,00 |         |          |
| 855         | 12.10. | ASSÄT PÖRI   | -               | - | - | - | 2:1       | 4:4 | 1:4 | 1:1 | 2:2 | 5:1 | 3:1 | 4:3 | 1,85            | 1,29 | 4,40 | 1,83 | 3,20 |         |          |
| 856         | 12.10. | HAMEENLINNA  | -               | - | - | - | 1:3       | 4:4 | 2:5 | 2:1 | 2:1 | 3:1 | 3:1 | 4:2 | 1,90            | 1,27 | 4,50 | 1,98 | 3,60 |         |          |
| 857         | 12.10. | IFK HELSINKI | -               | - | - | - | 2:2       | 4:2 | 2:5 | 3:3 | 4:3 | 2:1 | 5:2 | 2:2 | 1,75            | 1,27 | 4,80 | 2,02 | 3,60 |         |          |
| 858         | 12.10. | ILVES        | -               | - | - | - | 1:0       | 3:3 | 6:3 | 3:4 | 3:3 | 0:3 | 2:2 | 2:5 | 1,65            | 1,22 | 4,80 | 2,20 | 4,10 |         |          |
| 859         | 12.10. | KALPA        | -               | - | - | - | 2:0       | 2:4 | 3:6 | 3:4 | 1:1 | 5:0 | 0:4 | 2:4 | 2,52            | 1,60 | 4,20 | 1,50 | 2,30 |         |          |
| 860         | 12.10. | LAHTI        | -               | - | - | - | 1:2       | 2:1 | 2:3 | 4:4 | 3:3 | 5:6 | 1:6 | 2:1 | 1,60            | 1,21 | 4,85 | 2,25 | 4,25 |         |          |
| 840         | 12.10. | KÄRPÄT OULU  | -               | - | - | - | 1:2       | 4:2 | 4:2 | 5:1 | 3:1 | 2:3 | 1:2 | 1:5 | 1,95            | 1,34 | 4,30 | 1,80 | 3,15 |         |          |

VÝSLEDKY POSLEDNÝCH ZÁPASOV

| HAMEENLINNA  |      | ASSÄT PÖRI (V)   | 3:5  | ILVES (V)        | 2:5  | JYVASKYLA       | 2:1  | LUKKO R.        | 1:2  | JUKURIT (V)    | 3:4  | IFK HELSINKI | 4:5P |
|--------------|------|------------------|------|------------------|------|-----------------|------|-----------------|------|----------------|------|--------------|------|
| IFK HELSINKI | 1:2P | LAHTI            | 0:3  | TAPPARA          | 1:2  | LUKKO R. (V)    | 2:3P | HAMEENLINNA (V) | 5:4P | HAMEENLINNA    | 2:4  |              |      |
| ILVES        | 4:6  | HAMEENLINNA (V)  | 5:2  | LAHTI (V)        | 7:2  | KÄRPÄT OULU (V) | 0:5  | KALPA           | 7:4  | ASSÄT PÖRI (V) | 1:3  |              |      |
| JUKURIT      | 2:5  | TPS TURKU        | 2:1  | SAIPA (V)        | 2:3P | HAMEENLINNA     | 4:3  | SPORT VAASA (V) | 4:1  | KOOKOO         | 3:2  |              |      |
| JYVASKYLA    | 6:4  | HAMEENLINNA (V)  | 1:2  | SPORT VAASA (V)  | 4:2  | ASSÄT PÖRI      | 6:1  | LUKKO R. (V)    | 1:3  | KÄRPÄT OULU    | 3:4P |              |      |
| KALPA        | 3:4P | SPORT VAASA      | 4:3P | ASSÄT PÖRI       | 0:3  | KOOKOO          | 2:1P | ILVES (V)       | 4:7  | KOOKOO (V)     | 0:1  |              |      |
| KOOKOO       | 2:1P | IFK HELSINKI     | 2:1P | KALPA (V)        | 1:2P | TPS TURKU       | 2:7  | KALPA           | 1:0  | JUKURIT (V)    | 2:3  |              |      |
| KÄRPÄT OULU  | 2:0  | ASSÄT PÖRI       | 3:0  | ILVES            | 5:0  | TAPPARA (V)     | 2:3  | JYVASKYLA (V)   | 4:3P | ILVES (V)      | 3:1  |              |      |
| LAHTI        | 4:3P | IFK HELSINKI (V) | 3:0  | ILVES            | 2:7  | SPORT VAASA     | 3:5  | SAIPA (V)       | 5:2  | TPS TURKU      | 3:2P |              |      |
| LUKKO R.     | 5:1  | TPS TURKU        | 3:1  | HAMEENLINNA (V)  | 2:1  | IFK HELSINKI    | 3:2P | JYVASKYLA       | 3:1  | TAPPARA        | 1:4  |              |      |
| SAIPA        | 0:2  | KÄRPÄT OULU      | 1:2P | JUKURIT          | 3:2P | LAHTI           | 2:5  | TAPPARA (V)     | 1:4  | SPORT VAASA    | 4:1  |              |      |
| SPORT VAASA  | 3:4P | TAPPARA (V)      | 1:5  | JYVASKYLA        | 2:4  | LAHTI (V)       | 5:3  | JUKURIT         | 1:4  | SAIPA (V)      | 1:4  |              |      |
| TPS TURKU    | 1:5  | LUKKO R. (V)     | 1:3  | JUKURIT (V)      | 1:2  | ASSÄT PÖRI (V)  | 1:0  | TAPPARA         | 2:7  | KOOKOO (V)     | 7:2  |              |      |
| TAPPARA      | 5:2  | JUKURIT          | 5:1  | IFK HELSINKI (V) | 2:1  | TPS TURKU (V)   | 7:2  | KÄRPÄT OULU     | 3:2  | SAIPA          | 4:1  |              |      |
| ASSÄT PÖRI   | 5:3  | HAMEENLINNA      | 0:3  | KÄRPÄT OULU (V)  | 0:3  | KALPA (V)       | 3:0  | TPS TURKU       | 0:1  | JYVASKYLA (V)  | 1:6  | ILVES        | 3:1  |

| TABUĽKA |              | CELKOM |    |   |   |       | DOMA |    |   |   |   | VONKU |      |   |   |   | POZN. |      |            |
|---------|--------------|--------|----|---|---|-------|------|----|---|---|---|-------|------|---|---|---|-------|------|------------|
| 1.      | TAPPARA      | 10     | 10 | 0 | 0 | 44:17 | 6:10 | 30 | 5 | 0 | 0 | 21:9  | 6:00 | 5 | 0 | 0 | 23:8  | 6:20 | PLAY OFF   |
| 2.      | KÄRPÄT OULU  | 9      | 5  | 3 | 1 | 27:11 | 3:89 | 21 | 3 | 1 | 0 | 13:2  | 3:50 | 2 | 2 | 1 | 14:9  | 4:20 | PLAY OFF   |
| 3.      | LUKKO R.     | 9      | 5  | 2 | 2 | 24:15 | 4:11 | 19 | 3 | 1 | 1 | 16:10 | 5:00 | 2 | 1 | 1 | 8:5   | 3:00 | PLAY OFF   |
| 4.      | LAHTI        | 9      | 4  | 3 | 2 | 28:24 | 5:44 | 17 | 1 | 3 | 2 | 16:19 | 5:33 | 3 | 0 | 0 | 12:5  | 5:67 | PLAY OFF   |
| 5.      | JUKURIT      | 9      | 4  | 3 | 2 | 24:23 | 4:89 | 16 | 3 | 0 | 1 | 12:10 | 5:50 | 1 | 3 | 1 | 12:13 | 4:40 | PLAY OFF   |
| 6.      | ASSÄT PÖRI   | 9      | 5  | 0 | 4 | 17:21 | 4:22 | 15 | 3 | 0 | 2 | 10:11 | 4:20 | 2 | 0 | 2 | 7:10  | 4:25 | PLAY OFF   |
| 7.      | JYVASKYLA    | 10     | 4  | 1 | 5 | 31:31 | 6:10 | 13 | 3 | 1 | 0 | 18:11 | 7:00 | 1 | 0 | 5 | 13:20 | 5:50 | 0 PLAY OFF |
| 8.      | HAMEENLINNA  | 10     | 3  | 2 | 5 | 26:32 | 5:60 | 11 | 2 | 2 | 1 | 12:13 | 4:60 | 1 | 0 | 4 | 14:19 | 6:60 | 0 PLAY OFF |
| 9.      | KOOKOO       | 9      | 2  | 3 | 4 | 20:27 | 4:89 | 11 | 2 | 2 | 2 | 14:17 | 4:83 | 0 | 1 | 2 | 6:10  | 5:00 | 0 PLAY OFF |
| 10.     | TPS TURKU    | 9      | 3  | 1 | 5 | 20:27 | 5:11 | 10 | 0 | 0 | 3 | 4:13  | 5:67 | 3 | 1 | 2 | 16:14 | 4:83 | 0 PLAY OFF |
| 11.     | IFK HELSINKI | 9      | 2  | 3 | 4 | 17:24 | 4:22 | 10 | 1 | 0 | 3 | 7:11  | 4:50 | 1 | 3 | 1 | 10:13 | 4:00 |            |
| 12.     | KALPA        | 9      | 1  | 4 | 4 | 21:26 | 4:78 | 9  | 1 | 3 | 2 | 14:14 | 4:17 | 0 | 1 | 2 | 7:12  | 6:00 |            |
| 13.     | ILVES        | 10     | 3  | 0 | 7 | 33:38 | 7:10 | 9  | 2 | 0 | 3 | 19:18 | 7:40 | 1 | 0 | 4 | 14:20 | 6:80 |            |
| 14.     | SAIPA        | 9      | 2  | 2 | 5 | 19:27 | 4:89 | 9  | 2 | 1 | 2 | 14:13 | 5:20 | 0 | 1 | 3 | 5:14  | 4:50 |            |
| 15.     | SPORT VAASA  | 8      | 2  | 1 | 5 | 21:29 | 6:13 | 7  | 0 | 0 | 2 | 3:8   | 5:50 | 2 | 1 | 3 | 18:21 | 6:33 | BARAŽ      |

2. FINŠKA HOKEJOVÁ LIGA

| TABUĽKA |                | CELKOM |   |   |   |   | DOMA  |    |   |   |   | VONKU |      |   |   |   | POZN. |       |            |
|---------|----------------|--------|---|---|---|---|-------|----|---|---|---|-------|------|---|---|---|-------|-------|------------|
| 1.      | TUTO TURKU     | 5      | 3 | 1 | 0 | 1 | 21:13 | 11 | 2 | 0 | 0 | 0     | 14:7 | 1 | 1 | 0 | 1     | 7:6   | PLAY OFF   |
| 2.      | KOOVEE         | 4      | 3 | 0 | 0 | 1 | 20:14 | 9  | 3 | 0 | 0 | 0     | 19:8 | 0 | 0 | 0 | 1     | 1:6   | PLAY OFF   |
| 3.      | KETTERÄ        | 4      | 2 | 1 | 1 | 0 | 16:12 | 9  | 1 | 1 | 0 | 0     | 10:6 | 1 | 0 | 1 | 0     | 6:6   | PLAY OFF   |
| 4.      | IPK            | 4      | 2 | 1 | 0 | 1 | 15:14 | 8  | 1 | 0 | 0 | 1     | 6:7  | 1 | 1 | 0 | 0     | 9:7   | PLAY OFF   |
| 5.      | HOKKI          | 4      | 2 | 1 | 0 | 1 | 15:15 | 8  | 2 | 0 | 0 | 0     | 11:3 | 0 | 1 | 0 | 1     | 4:12  | PLAY OFF   |
| 6.      | SAPKO          | 5      | 2 | 1 | 0 | 2 | 20:22 | 8  | 0 | 1 | 0 | 1     | 6:9  | 2 | 0 | 0 | 1     | 14:13 | PLAY OFF   |
| 7.      | KEUPA          | 3      | 2 | 0 | 1 | 0 | 15:10 | 7  | 2 | 0 | 0 | 0     | 10:4 | 0 | 0 | 1 | 0     | 5:6   | PLAY OFF   |
| 8.      | PELLIAT        | 4      | 0 | 1 | 2 | 1 | 10:15 | 4  | 0 | 0 | 1 | 0     | 3:4  | 0 | 1 | 1 | 1     | 7:11  | PLAY OFF   |
| 9.      | HERMES KOKKOLA | 4      | 1 | 0 | 0 | 3 | 19:17 | 3  | 1 | 0 | 0 | 0     | 10:1 | 0 | 0 | 0 | 3     | 9:16  |            |
| 10.     | JOKIPOJAT      | 4      | 0 | 1 | 1 | 2 | 9:13  | 3  | 0 | 1 | 1 | 1     | 8:9  | 0 | 0 | 0 | 1     | 1:4   |            |
| 11.     | KIEKKO-VANTAA  | 5      | 1 | 0 | 0 | 4 | 17:25 | 3  | 0 | 0 | 0 | 2     | 4:8  | 1 | 0 | 0 | 2     | 13:17 | 0 UDRZANIE |
| 12.     | ROKI ROVANIEMI | 4      | 0 | 0 | 2 | 2 | 11:18 | 2  | 0 | 0 | 2 | 1     | 9:12 | 0 | 0 | 0 | 1     | 2:6   | 0 UDRZANIE |

NEMECKÁ HOKEJOVÁ LIGA

| ČÍSLO UDAL. | DEŇ    | ZÁPASY 10. KOLA | VÝSLEDKY V ROKU |   |   |   |           |     |     |     |     |     |     |     | PREDBEŽNÉ KURZY |      |      |      |      | VÁŠ TIP | VÝSLEDOK |
|-------------|--------|-----------------|-----------------|---|---|---|-----------|-----|-----|-----|-----|-----|-----|-----|-----------------|------|------|------|------|---------|----------|
|             |        |                 | 2018-2019       |   |   |   | 2017-2018 |     |     |     | 1   | 10  | 0   | 02  | 2               |      |      |      |      |         |          |
| 826         | 10.10. | DÜSSELDORF      | -               | - | - | - | 2:2       | 2:2 | 2:2 | 0:1 | 0:2 | 3:5 | 3:1 | 0:4 | 1,90            | 1,35 | 4,70 | 1,80 | 2,90 |         |          |
| 827         | 11.10. | BREMERHAVEN     | -               | - | - | - | 3:0       | 3:3 | 3:2 | 5:2 | 1:0 | 5:1 | 2:5 | 4:1 | 1,85            | 1,29 | 4,30 | 1,83 | 3,19 |         |          |
| 828         | 11.10. | EISBÄREN        | -               | - | - | - | 5:3       | 6:3 | 3:1 | 2:6 | 4:3 | 3:1 | 2:2 | 3:3 | 1,70            | 1,25 | 4,65 | 1,98 | 3,54 |         |          |
| 829         | 11.10. | KÖLN            | -               | - | - | - | 4:4       | 6:1 | 1:2 | 1:4 | 6:3 | 6:3 | 4:7 | 3:1 | 1,85            | 1,29 | 4,30 | 1,83 | 3,19 |         |          |
| 830         | 11.10. | MÜNCHEN         | -               | - | - | - | 5:1       | 3:1 | 4:0 | 4:0 | 2:5 | 0:4 | 3:3 | 4:2 | 1,55            | 1,18 | 5,00 | 2,26 | 4,14 |         |          |
| 831         | 11.10. | NÜRNBERG        | -               | - | - | - | 2:2       | 5:  |     |     |     |     |     |     |                 |      |      |      |      |         |          |

|     |              |   |   |   |   |       |      |    |   |   |   |       |      |   |   |   |       |      |            |
|-----|--------------|---|---|---|---|-------|------|----|---|---|---|-------|------|---|---|---|-------|------|------------|
| 6.  | NURNBERG     | 9 | 4 | 1 | 4 | 24:22 | 5.00 | 14 | 2 | 1 | 2 | 13:11 | 4.60 | 2 | 0 | 2 | 11:11 | 5.50 | PLAY OFF   |
| 7.  | ISERLOHN     | 9 | 2 | 5 | 2 | 20:22 | 4.11 | 13 | 2 | 2 | 1 | 13:14 | 5.00 | 0 | 3 | 1 | 7:8   | 3.00 | O PLAY OFF |
| 8.  | EISBAREN     | 8 | 3 | 1 | 4 | 18:22 | 4.88 | 11 | 2 | 1 | 0 | 12:5  | 5.33 | 1 | 0 | 4 | 6:17  | 4.60 | O PLAY OFF |
| 9.  | INGOLSTADT   | 9 | 2 | 2 | 5 | 30:31 | 6.56 | 10 | 1 | 1 | 4 | 17:23 | 6.50 | 1 | 1 | 1 | 13:8  | 6.67 | O PLAY OFF |
| 10. | SCHWENNINGEN | 8 | 3 | 1 | 4 | 24:33 | 7.00 | 10 | 2 | 1 | 2 | 17:22 | 7.60 | 1 | 0 | 2 | 7:11  | 6.00 | O PLAY OFF |
| 11. | AUGSBURG     | 9 | 1 | 4 | 4 | 25:29 | 5.56 | 9  | 0 | 2 | 3 | 11:16 | 5.00 | 1 | 2 | 1 | 14:13 | 6.25 |            |
| 12. | WOLFSBURG    | 9 | 3 | 0 | 6 | 21:27 | 5.33 | 9  | 2 | 0 | 3 | 12:12 | 4.80 | 1 | 0 | 3 | 9:15  | 6.00 |            |
| 13. | KREFFELD     | 9 | 2 | 2 | 5 | 21:30 | 5.44 | 8  | 1 | 1 | 2 | 8:11  | 4.50 | 1 | 1 | 3 | 13:19 | 6.20 |            |
| 14. | KOLN         | 9 | 1 | 3 | 5 | 16:29 | 4.67 | 7  | 1 | 1 | 1 | 6:8   | 4.33 | 0 | 2 | 4 | 10:21 | 4.83 |            |

2. NEMECKÁ HOKEJOVÁ LIGA

| TABUĽKA |              | CELKOM |   |   |   | DOMA |       |    |   | VONKU |   |   |       | POZN. |   |   |      |             |                   |
|---------|--------------|--------|---|---|---|------|-------|----|---|-------|---|---|-------|-------|---|---|------|-------------|-------------------|
| 1.      | KASSEL       | 8      | 7 | 0 | 0 | 1    | 42:16 | 21 | 5 | 0     | 0 | 0 | 30:10 | 2     | 0 | 2 | 12:6 | SF PLAY OFF |                   |
| 2.      | HEILBRONN    | 9      | 5 | 1 | 0 | 3    | 37:33 | 17 | 4 | 0     | 0 | 1 | 19:14 | 1     | 1 | 0 | 2    | 18:19       | SF PLAY OFF       |
| 3.      | BIETIGHEIM   | 9      | 4 | 2 | 1 | 2    | 28:27 | 17 | 3 | 1     | 0 | 0 | 16:7  | 1     | 1 | 1 | 2    | 12:20       | SF PLAY OFF       |
| 4.      | FRANKFURT    | 9      | 4 | 1 | 2 | 2    | 37:28 | 16 | 3 | 1     | 0 | 0 | 20:8  | 1     | 0 | 2 | 2    | 17:20       | SF PLAY OFF       |
| 5.      | RAVENSBURG   | 9      | 3 | 2 | 2 | 2    | 32:23 | 15 | 1 | 2     | 1 | 1 | 18:15 | 2     | 0 | 1 | 1    | 14:8        | SF PLAY OFF       |
| 6.      | FREIBURG     | 9      | 5 | 0 | 0 | 4    | 30:25 | 15 | 3 | 0     | 0 | 1 | 16:7  | 2     | 0 | 0 | 3    | 14:18       | SF PLAY OFF       |
| 7.      | BAD TÖLZ     | 9      | 3 | 2 | 2 | 2    | 29:29 | 15 | 1 | 1     | 1 | 1 | 16:18 | 2     | 1 | 1 | 1    | 13:11       | PREDKOLO PLAY OFF |
| 8.      | WEISSWASSER  | 8      | 3 | 0 | 4 | 1    | 31:31 | 13 | 2 | 0     | 2 | 1 | 18:18 | 1     | 0 | 2 | 0    | 13:13       | PREDKOLO PLAY OFF |
| 9.      | NAUHEIM      | 8      | 3 | 2 | 0 | 3    | 27:32 | 13 | 2 | 2     | 0 | 1 | 18:17 | 1     | 0 | 0 | 2    | 9:15        | PREDKOLO PLAY OFF |
| 10.     | CRIMMITSCHAU | 9      | 3 | 0 | 0 | 6    | 27:37 | 9  | 1 | 0     | 0 | 3 | 10:18 | 2     | 0 | 0 | 3    | 17:19       | PREDKOLO PLAY OFF |
| 11.     | KAUFBEUREN   | 8      | 2 | 1 | 0 | 5    | 19:28 | 8  | 2 | 0     | 0 | 2 | 13:16 | 0     | 1 | 0 | 3    | 6:12        | O UDRZANIE        |
| 12.     | DRESDEN      | 9      | 2 | 0 | 2 | 5    | 22:33 | 8  | 2 | 0     | 2 | 1 | 13:11 | 0     | 0 | 0 | 4    | 9:22        | O UDRZANIE        |
| 13.     | LANDSHUT     | 5      | 0 | 2 | 1 | 2    | 11:20 | 5  | 0 | 0     | 0 | 0 | 0:0   | 0     | 2 | 1 | 2    | 11:20       | O UDRZANIE        |
| 14.     | BAYREUTH     | 9      | 1 | 1 | 0 | 7    | 23:33 | 5  | 0 | 1     | 0 | 4 | 11:18 | 1     | 0 | 0 | 3    | 12:15       | O UDRZANIE        |

ŠVAJČIARSKA HOKEJOVÁ LIGA

| ČÍSLO UDAL. | DEŇ    | ZÁPASY     | VÝSLEDKY V ROKU |            |           |     | PREDBEŽNÉ KURZY |     |     |      | VÁŠ TIP | VÝSLEDOK |      |      |     |      |      |      |      |      |      |
|-------------|--------|------------|-----------------|------------|-----------|-----|-----------------|-----|-----|------|---------|----------|------|------|-----|------|------|------|------|------|------|
|             |        |            | 2018-2019       |            | 2017-2018 |     | 1               | 10  | 0   | 02   |         |          | 2    |      |     |      |      |      |      |      |      |
| 890         | 08.10. | LUGANO     | -               | RAPPERSWIL | 6:0       | 8:5 | 3:6             | 3:2 |     | 1.60 | 1.18    | 4.50     | 2.16 | 4.17 |     |      |      |      |      |      |      |
| 891         | 11.10. | FRIBOURG   | -               | BIEL       | 0:4       | 3:2 | 3:0             | 3:2 | 4:1 | 3:1  | 6:2     | 1:1      |      | 3:2  | 0:2 | 2.20 | 1.46 | 4.45 | 1.58 | 2.50 |      |
| 892         | 11.10. | RAPPERSWIL | -               | BERN       | 1:5       | 1:2 | 1:2             | 1:3 | 1:2 | 1:3  |         |          |      |      |     | 3.15 | 1.90 | 4.85 | 1.30 | 1.80 |      |
| 893         | 11.10. | LANGNAU    | -               | LANGNAU    | 2:6       | 3:5 | 3:0             | 0:3 |     |      | 4:4     | 4:2      |      | 2:2  | 3:1 | 1.85 | 1.29 | 4.30 | 1.83 | 3.19 |      |
| 894         | 11.10. | ZUG        | -               | AMBRI      | 6:2       | 3:1 | 3:6             | 2:1 | 2:2 | 3:3  | 4:2     | 7:3      | 5:3  | 4:1  | 3:1 | 2:3  | 1.60 | 1.18 | 4.50 | 2.16 | 4.17 |
| 895         | 12.10. | AMBRI      | -               | RAPPERSWIL | 2:1       | 4:3 | 5:2             | 2:4 |     |      |         |          |      |      |     | 1.90 | 1.35 | 4.70 | 1.80 | 2.90 |      |
| 896         | 12.10. | AMBRI      | -               | DAVOS      | 4:1       | 3:4 | 1:0             | 4:3 |     |      | 3:2     | 2:0      |      | 6:1  | 1:4 | 1.75 | 1.27 | 4.75 | 1.94 | 3.36 |      |
| 897         | 12.10. | BIEL       | -               | SERVETTE   | 3:0       | 5:1 | 5:3             | 1:6 | 3:1 | 1:4  | 5:4     | 7:3      |      | 1:4  | 4:1 | 1.90 | 1.35 | 4.70 | 1.80 | 2.90 |      |
| 898         | 12.10. | LANGNAU    | -               | LAUSANNE   | 4:3       | 3:4 | 2:4             | 0:4 |     |      | 3:5     | 4:1      |      | 3:3  | 0:0 | 2.40 | 1.54 | 4.40 | 1.50 | 2.30 |      |
| 899         | 12.10. | LUGANO     | -               | FRIBOURG   | 6:0       | 3:2 | 1:2             | 3:1 |     |      | 2:4     | 8:2      |      | 4:1  | 2:3 | 1.90 | 1.35 | 4.70 | 1.80 | 2.90 |      |
| 881         | 12.10. | ZSC ZÜRICH | -               | ZUG        | 2:2       | 3:3 | 3:0             | 0:3 |     |      | 7:3     | 2:3      |      | 3:3  |     | 2.10 | 1.40 | 4.30 | 1.63 | 2.64 |      |
| 882         | 13.10. | LAUSANNE   | -               | LUGANO     | 2:1       | 0:7 | 3:4             | 2:1 |     |      | 4:1     | 3:6      |      | 4:6  | 5:3 | 1.95 | 1.36 | 4.65 | 1.75 | 2.83 |      |

VÝSLEDKY POSLEDNÝCH ZÁPASOV (OZNACENIE PÍSMENOM (V) ZNAMENÁ ZÁPAS HRANY VONKU)

|            |                |      |                |      |                |      |                |      |                |      |                |      |
|------------|----------------|------|----------------|------|----------------|------|----------------|------|----------------|------|----------------|------|
| AMBRI      | LAUSANNE (V)   | 1:3  | FRIBOURG       | 4:0  | LUGANO         | 1:2  | ZSC ZÜRICH (V) | 3:5  | BIEL           | 3:1  | LANGNAU        | 2:0  |
| BERN       | ZSC ZÜRICH (V) | 2:3P | LANGNAU        | 4:3P | FRIBOURG (V)   | 3:1  | ZUG (V)        | 2:5  | LAUSANNE       | 2:5  | LUGANO (V)     | 2:4  |
| BIEL       | ZUG (V)        | 3:2P | LAUSANNE       | 2:1  | ZSC ZÜRICH (V) | 2:5  | LUGANO         | 3:4P | AMBRI (V)      | 1:3  | DAVOS          | 2:1  |
| DAVOS      | SERVETTE (V)   | 6:5  | LANGNAU (V)    | 1:0P | LAUSANNE (V)   | 7:1  | BIEL (V)       | 1:2  | LUGANO (V)     | 3:2  | ZSC ZÜRICH (V) | 3:6  |
| FRIBOURG   | RAPPERSWIL     | 4:1  | AMBRI (V)      | 0:4  | BERN           | 1:3  | SERVETTE (V)   | 3:2P | ZSC ZÜRICH (V) | 1:4  | LANGNAU (V)    | 2:3  |
| LANGNAU    | LUGANO         | 4:3P | BERN (V)       | 3:4P | DAVOS          | 0:1P | RAPPERSWIL (V) | 2:1  | ZSC ZÜRICH     | 4:6  | AMBRI (V)      | 0:2  |
| LAUSANNE   | AMBRI          | 3:1  | BIEL (V)       | 1:2  | RAPPERSWIL     | 4:1  | DAVOS          | 1:7  | BERN (V)       | 5:2  | SERVETTE       | 3:5  |
| LUGANO     | LANGNAU (V)    | 3:4P | ZSC ZÜRICH     | 3:1  | AMBRI (V)      | 2:1  | BIEL (V)       | 4:3P | SERVETTE       | 1:2  | BERN           | 4:2  |
| RAPPERSWIL | FRIBOURG (V)   | 1:4  | SERVETTE       | 2:0  | LAUSANNE (V)   | 1:4  | LANGNAU        | 1:2  | ZUG            | 4:3P | ZSC ZÜRICH     | 3:2P |
| SERVETTE   | DAVOS          | 5:6  | RAPPERSWIL (V) | 0:2  | ZUG (V)        | 1:5  | FRIBOURG       | 2:3P | LUGANO (V)     | 2:1  | LAUSANNE (V)   | 5:3  |
| ZSC ZÜRICH | BERN           | 3:2P | LUGANO (V)     | 1:3  | BIEL           | 5:2  | AMBRI          | 5:3  | LANGNAU (V)    | 6:4  | FRIBOURG       | 4:1  |
| ZUG        | BIEL           | 2:3P | SERVETTE       | 5:1  | BERN           | 5:2  | RAPPERSWIL (V) | 3:4P | LUGANO         | 3:2  | LANGNAU (V)    | 3:5  |

| TABUĽKA |            | CELKOM |   |   |   | DOMA  |      |    |   | VONKU |   |       |      | POZN. |   |   |       |      |          |
|---------|------------|--------|---|---|---|-------|------|----|---|-------|---|-------|------|-------|---|---|-------|------|----------|
| 1.      | ZSC ZÜRICH | 11     | 6 | 3 | 2 | 41:29 | 6.09 | 22 | 5 | 1     | 0 | 28:11 | 6.33 | 1     | 2 | 2 | 13:18 | 5.80 | PLAY OFF |
| 2.      | BIEL       | 11     | 4 | 5 | 2 | 25:23 | 3.91 | 20 | 3 | 3     | 0 | 13:10 | 3.33 | 1     | 2 | 2 | 12:13 | 4.60 | PLAY OFF |
| 3.      | SERVETTE   | 11     | 5 | 2 | 4 | 30:29 | 5.18 | 18 | 2 | 1     | 2 | 16:15 | 6.00 | 3     | 1 | 2 | 14:14 | 4.50 | PLAY OFF |
| 4.      | ZUG        | 9      | 4 | 3 | 2 | 35:30 | 6.89 | 16 | 3 | 2     | 1 | 25:18 | 6.83 | 1     | 1 | 1 | 10:12 | 7.00 | PLAY OFF |
| 5.      | LAUSANNE   | 9      | 5 | 0 | 4 | 28:30 | 6.44 | 15 | 2 | 0     | 2 | 11:14 | 6.25 | 3     | 0 | 2 | 17:16 | 6.60 | PLAY OFF |
| 6.      | LANGNAU    | 10     | 3 | 4 | 3 | 24:28 | 4.80 | 14 | 2 | 2     | 2 | 17:18 | 5.50 | 1     | 2 | 1 | 7:10  | 3.75 | PLAY OFF |
| 7.      | BERN       | 10     | 3 | 3 | 4 | 28:31 | 5.60 | 13 | 2 | 2     | 1 | 17:14 | 5.80 | 1     | 1 | 3 | 11:17 | 5.40 | PLAY OFF |
| 8.      | LUGANO     | 9      | 3 | 2 | 4 | 23:24 | 5.00 | 12 | 2 | 0     | 3 | 12:13 | 5.00 | 1     | 2 | 1 | 11:11 | 5.00 | PLAY OFF |
| 9.      | RAPPERSWIL | 9      | 2 | 3 | 4 | 19:21 | 4.11 | 12 | 2 | 2     | 1 | 13:7  | 3.60 | 0     | 1 | 3 | 6:14  | 4.75 | BARAZ    |
| 10.     | DAVOS      | 6      | 3 | 1 | 2 | 21:16 | 6.00 | 11 | 0 | 0     | 0 | 0:0   | 0    | 3     | 1 | 2 | 21:16 | 6.00 | BARAZ    |
| 11.     | AMBRI      | 10     | 3 | 1 | 6 | 20:25 | 4.40 | 10 | 3 | 1     | 2 | 15:10 | 4.00 | 0     | 0 | 4 | 5:15  | 5.00 | BARAZ    |
| 12.     | FRIBOURG   | 7      | 1 | 1 | 5 | 12:20 | 4.43 | 5  | 1 | 0     | 1 | 5:4   | 4.50 | 0     | 1 | 4 | 7:16  | 4.40 | BARAZ    |

2. ŠVAJČIARSKA HOKEJOVÁ LIGA

| TABUĽKA |                  | CELKOM |   |   |   | DOMA |       |    |   | VONKU |   |   |       | POZN. |   |   |   |       |          |
|---------|------------------|--------|---|---|---|------|-------|----|---|-------|---|---|-------|-------|---|---|---|-------|----------|
| 1.      | AJOIE            | 9      | 5 | 2 | 0 | 2    | 39:24 | 19 | 2 | 1     | 0 | 1 | 15:10 | 3     | 1 | 0 | 1 | 24:14 | PLAY OFF |
| 2.      | LANGENTHAL       | 9      | 6 | 0 | 0 | 3    | 30:20 | 18 | 4 | 0     | 0 | 1 | 18:7  | 2     | 0 | 0 | 2 | 12:13 | PLAY OFF |
| 3.      | CHAUX DE FONDS   | 9      | 5 | 1 | 0 | 3    | 37:32 | 17 | 4 | 0     | 0 | 1 | 24:15 | 1     | 1 | 0 | 2 | 13:17 | PLAY OFF |
| 4.      | KLOTEN           | 9      | 4 | 2 | 0 | 3    | 34:20 | 16 | 1 | 1     | 0 | 2 | 15:11 | 3     | 1 | 0 | 1 | 19:9  | PLAY OFF |
| 5.      | OLTEN            | 9      | 5 | 0 | 0 | 4    | 28:23 | 15 | 4 | 0     | 0 | 1 | 20:8  | 1     | 0 | 0 | 3 | 8:15  | PLAY OFF |
| 6.      | THURGAU          | 9      | 4 | 1 | 1 | 3    | 23:31 | 15 | 2 | 0     | 1 | 1 | 9:14  | 2     | 1 | 0 | 2 | 14:17 | PLAY OFF |
| 7.      | VISP             | 8      | 4 | 0 | 1 | 3    | 31:20 | 13 | 2 | 0     | 1 | 1 | 17:10 | 2     | 0 | 0 | 2 | 14:10 | PLAY OFF |
| 8.      | ZUG ACADEMY      | 7      | 3 | 0 | 1 | 3    | 20:23 | 10 | 1 | 0     | 1 | 1 | 7:9   | 2     | 0 | 0 | 2 | 13:14 | PLAY OFF |
| 9.      | GCK ZÜRICH       | 9      | 3 | 0 | 0 | 6    | 28:38 | 9  | 2 | 0     | 0 | 3 | 18:18 | 1     | 0 | 0 | 3 | 10:20 |          |
| 10.     | WINTERTHUR       | 9      | 3 | 0 | 0 | 6    | 22:42 | 9  | 2 | 0     | 0 | 3 | 10:21 | 1     | 0 | 0 | 3 | 12:21 |          |
| 11.     | BIASCA           | 8      | 2 | 0 | 2 | 4    | 24:28 | 8  | 1 | 0     | 0 | 3 | 17:19 | 1     | 0 | 2 | 1 | 7:9   |          |
| 12.     | SIERRE ANNIVIERS | 9      | 2 | 0 | 1 | 6    | 21:36 | 7  | 0 | 0     | 1 | 3 | 8:17  | 2     | 0 | 0 | 3 | 13:19 |          |

RAKÚSKA HOKEJOVÁ LIGA

| ČÍSLO UDAL. | DEŇ    | ZÁPASY 9. KOLA | VÝSLEDKY V ROKU |              |           |     | PREDBEŽNÉ KURZY |     |     |     | VÁŠ TIP | VÝSLEDOK |      |      |      |      |      |
|-------------|--------|----------------|-----------------|--------------|-----------|-----|-----------------|-----|-----|-----|---------|----------|------|------|------|------|------|
|             |        |                | 2018-2019       |              | 2017-2018 |     | 1               | 10  | 0   | 02  |         |          | 2    |      |      |      |      |
|             | 11.10. | BOLZANO        | -               | DORNBIRN     | 2:1       | 0:0 | 4:1             | 2:3 | 4:1 | 4:2 | 1:4     | 2:2      | 1.75 | 1.27 | 4.75 | 1.94 | 3.36 |
|             | 11.10. | GRAZ           | -               | INNSBRUCK    | 4:3       | 5:2 | 6:3             | 3:1 | 5:3 | 4:4 | 3:4     | 2:5      | 1.45 | 1.12 | 5.10 | 2.50 | 4.97 |
|             | 11.10. | LINZ           | -               | SZEKESFEHVAR | 4:2       | 2:3 | 5:5             | 4:2 | 3:2 | 6:3 | 4:1     | 4:8      | 1.80 | 1.30 | 4.85 | 1.90 | 3.15 |
|             | 11.10. | SALZBURG       | -               | VILLACH      | 7:3       | 3:3 | 4:0             | 2:2 | 3:5 | 6:2 | 3:1     | 4:1      | 1.60 | 1.18 | 4.50 | 2.16 | 4.17 |
|             | 11.10. | ZNOJMO         | -               | VIENNA       | 2:5       | 5:7 | 9:3             | 0:3 | 3:4 | 1:1 | 4:6     | 2:2      | 2.40 | 1.56 | 4.55 | 1.50 | 2.25 |

VÝSLEDKY POSLEDNÝCH ZÁPASOV (OZNACENIE PÍSMENOM (V) ZNAMENÁ ZÁPAS HRANY VONKU)

|         |               |      |          |     |        |     |      |
|---------|---------------|------|----------|-----|--------|-----|------|
| BOLZANO | INNSBRUCK (V) | 2:3P | LINZ (V) | 5:2 | VIENNA | 1:4 | GRAZ |
|---------|---------------|------|----------|-----|--------|-----|------|

NÓRSKA HOKEJOVÁ LIGA

| ČÍSLO UDAL. | DEŇ         | ZÁPASY        | VÝSLEDKY V ROKU |     |       |     |     |           |     |       |     |     | PREDBEŽNÉ KURZY |     |     |       |      | VÁŠ TIP | VÝSLEDOK |       |  |  |
|-------------|-------------|---------------|-----------------|-----|-------|-----|-----|-----------|-----|-------|-----|-----|-----------------|-----|-----|-------|------|---------|----------|-------|--|--|
|             |             |               | 2018-2019       |     |       |     |     | 2017-2018 |     |       |     |     | 1               | 10  | 0   | 02    | 2    |         |          |       |  |  |
|             |             |               | DOMA            |     | VONKU |     |     | DOMA      |     | VONKU |     |     |                 |     |     |       |      |         |          |       |  |  |
| 07.10.      | NARVIK      | - STAVANGER   |                 |     |       |     |     |           |     |       |     |     |                 |     |     | 14.20 | 6.70 | 11.00   | 1.00     | 1.08  |  |  |
| 10.10.      | STAVANGER   | - LILLEHAMMER | 4:2             | 6:1 | 3:1   | 6:1 | 3:4 | 2:3       | 1:5 | 3:3   |     |     | 0:4             | 4:4 | 3:1 | 1.45  | 1.12 | 5.10    | 2.50     | 4.97  |  |  |
| 10.10.      | GRUNER      | - VALERENGA   |                 |     |       |     |     |           |     |       |     |     |                 |     |     | 14.20 | 6.70 | 11.00   | 1.00     | 1.08  |  |  |
| 10.10.      | MANGLERUD   | - NARVIK      |                 |     |       |     |     |           |     |       |     |     |                 |     |     | 1.55  | 1.18 | 5.00    | 2.26     | 4.14  |  |  |
| 10.10.      | STJERNEN    | - FRISK A     | 3:4             | 3:1 | 1:1   | 1:3 | 1:7 | 3:6       | 7:3 | 4:4   |     |     | 1:6             | 1:5 | 2:2 | 5.05  | 2.37 | 4.50    | 1.17     | 1.50  |  |  |
| 08.10.      | STORHAMAR   | - SARPSBORG   | 2:3             | 2:0 | 1:0   | 3:2 | 4:3 | 4:1       | 3:3 | 8:2   | 0:3 | 2:3 | 1:4             |     |     | 1.45  | 1.12 | 5.10    | 2.50     | 4.97  |  |  |
| 12.10.      | GRUNER      | - NARVIK      |                 |     |       |     |     |           |     |       |     |     |                 |     |     | 2.15  | 1.45 | 4.45    | 1.60     | 2.53  |  |  |
| 12.10.      | LILLEHAMMER | - STORHAMAR   | 2:3             | 3:2 | 3:3   | 3:3 | 3:4 | 1:1       | 2:3 | 4:6   | 6:5 | 4:3 | 3:3             |     |     | 2.40  | 1.56 | 4.55    | 1.50     | 2.25  |  |  |
| 12.10.      | SARPSBORG   | - STJERNEN    | 1:0             | 5:2 | 5:1   | 5:1 | 3:6 | 3:3       | 3:0 | 5:0   |     |     | 4:3             | 3:0 | 1:4 | 1.85  | 1.29 | 4.30    | 1.83     | 3.19  |  |  |
| 12.10.      | STAVANGER   | - MANGLERUD   | 2:2             | 1:3 | 1:1   | 3:2 | 3:1 | 2:1       | 4:3 | 5:4   | 8:1 | 1:1 | 2:1             |     |     | 1.08  | 1.00 | 11.00   | 6.70     | 14.20 |  |  |
| 12.10.      | VALERENGA   | - FRISK A     | 4:0             | 4:1 | 5:2   | 2:1 | 3:2 | 6:2       | 1:2 | 2:2   | 4:3 | 5:1 | 1:5             |     |     | 2.10  | 1.40 | 4.30    | 1.63     | 2.64  |  |  |

| VÝSLEDKY POSLEDNÝCH ZÁPASOV |               |     |               |     |               |     |                 |      |               | (OZNAČENIE PÍSMENOM (V) ZNAMENÁ ZÁPAS HRANY VONKU) |                 |     |  |  |  |  |  |  |  |
|-----------------------------|---------------|-----|---------------|-----|---------------|-----|-----------------|------|---------------|--|-----------------|-----|--|--|--|--|--|--|--|
| FRISK A                     | GRUNER (V)    | 3:2 | NARVIK        | 6:4 | STORHAMAR (V) | 3:1 | LILLEHAMMER (V) | 3:2  | SARPSBORG     | 4:1  | MANGLERUD (V)   | 2:1 |  |  |  |  |  |  |  |
| GRUNER                      | STJERNEN (V)  | 0:3 | FRISK A       | 2:3 | STORHAMAR     | 0:9 | MANGLERUD (V)   | 1:3  | STAVANGER     | 1:7  | LILLEHAMMER (V) | 2:8 |  |  |  |  |  |  |  |
| LILLEHAMMER                 | NARVIK (V)    | 5:1 | NARVIK (V)    | 5:2 | SARPSBORG (V) | 4:1 | VALERENGA       | 2:3P | FRISK A       | 2:3  | STJERNEN (V)    | 4:2 |  |  |  |  |  |  |  |
| MANGLERUD                   | SARPSBORG (V) | 1:4 | VALERENGA     | 1:5 | STJERNEN (V)  | 2:4 | GRUNER          | 3:1  | STORHAMAR (V) | 4:7  | FRISK A         | 1:2 |  |  |  |  |  |  |  |
| NARVIK                      | LILLEHAMMER   | 1:5 | LILLEHAMMER   | 2:5 | FRISK A (V)   | 4:6 | SARPSBORG (V)   | 3:2P | VALERENGA (V) | 1:3  | STJERNEN        | 2:0 |  |  |  |  |  |  |  |
| SARPSBORG                   | MANGLERUD     | 4:1 | STAVANGER (V) | 1:3 | LILLEHAMMER   | 1:4 | NARVIK          | 2:3P | FRISK A (V)   | 1:4  | VALERENGA       | 0:1 |  |  |  |  |  |  |  |
| STAVANGER                   | SARPSBORG     | 3:1 | VALERENGA (V) | 2:1 | GRUNER (V)    | 7:1 | STORHAMAR       | 4:2  | MANGLERUD (V) | 8:1  | STJERNEN        | 8:3 |  |  |  |  |  |  |  |
| STJERNEN                    | GRUNER        | 3:0 | STORHAMAR (V) | 2:1 | MANGLERUD     | 4:2 | LILLEHAMMER     | 2:4  | NARVIK (V)    | 0:2  | SARPSBORG       | 4:6 |  |  |  |  |  |  |  |
| STORHAMAR                   | VALERENGA (V) | 2:1 | STJERNEN      | 1:2 | GRUNER (V)    | 9:0 | FRISK A         | 1:3  | MANGLERUD     | 7:4  | STAVANGER (V)   | 2:4 |  |  |  |  |  |  |  |
| VALERENGA                   | STORHAMAR     | 1:2 | MANGLERUD (V) | 5:1 | STAVANGER     | 1:2 | LILLEHAMMER (V) | 3:2P | NARVIK        | 3:1  | SARPSBORG (V)   | 1:0 |  |  |  |  |  |  |  |

| TABUĽKA            |   | CELKOM |   | DOMA |       | VONKU |    | POZN. |   |   |       |      |   |   |   |      |      |          |
|--------------------|---|--------|---|------|-------|-------|----|-------|---|---|-------|------|---|---|---|------|------|----------|
| 1. FRISK A         | 7 | 7      | 0 | 0    | 24:11 | 5.00  | 21 | 3     | 0 | 0 | 13:5  | 6.00 | 4 | 0 | 0 | 11:6 | 4.25 | PLAY OFF |
| 2. STAVANGER       | 6 | 6      | 0 | 0    | 32:9  | 6.83  | 18 | 3     | 0 | 0 | 15:6  | 7.00 | 3 | 0 | 0 | 17:3 | 6.67 | PLAY OFF |
| 3. LILLEHAMMER     | 8 | 5      | 1 | 2    | 32:17 | 6.00  | 16 | 1     | 1 | 1 | 12:8  | 6.33 | 4 | 0 | 1 | 20:9 | 5.80 | PLAY OFF |
| 4. STORHAMAR       | 8 | 5      | 0 | 3    | 31:19 | 6.25  | 15 | 2     | 0 | 2 | 12:11 | 5.75 | 3 | 0 | 1 | 19:8 | 6.75 | PLAY OFF |
| 5. VALERENGA       | 7 | 3      | 1 | 3    | 14:11 | 3.43  | 11 | 1     | 0 | 2 | 5:5   | 3.33 | 2 | 1 | 1 | 9:6  | 3.50 | PLAY OFF |
| 6. SARPSBORG       | 7 | 2      | 1 | 4    | 15:20 | 4.86  | 7  | 1     | 1 | 2 | 7:9   | 3.75 | 1 | 0 | 2 | 8:11 | 6.33 | PLAY OFF |
| 7. STJERNEN (-3)   | 7 | 3      | 0 | 4    | 18:23 | 5.86  | 6  | 2     | 0 | 2 | 13:12 | 6.25 | 1 | 0 | 2 | 5:11 | 5.33 | PLAY OFF |
| 8. NARVIK          | 8 | 1      | 1 | 6    | 17:32 | 6.00  | 5  | 1     | 0 | 3 | 8:16  | 6.00 | 0 | 1 | 3 | 9:16 | 6.00 | PLAY OFF |
| 9. GRUNER          | 7 | 1      | 0 | 6    | 11:34 | 6.43  | 3  | 1     | 0 | 3 | 8:20  | 7.00 | 0 | 0 | 3 | 3:14 | 5.67 | BARAZ    |
| 10. MANGLERUD (-3) | 7 | 1      | 0 | 6    | 13:31 | 6.29  | 0  | 1     | 0 | 3 | 6:16  | 5.50 | 0 | 0 | 3 | 7:15 | 7.33 | ZOSTUP   |

FRANCUZSKÁ HOKEJOVÁ LIGA

| TABUĽKA      |    | CELKOM |   | DOMA |   | VONKU |    | POZN. |   |   |   |       |   |   |   |   |       |            |
|--------------|----|--------|---|------|---|-------|----|-------|---|---|---|-------|---|---|---|---|-------|------------|
| 1. GRENOBLE  | 9  | 6      | 2 | 0    | 1 | 47:21 | 22 | 4     | 0 | 0 | 1 | 29:12 | 2 | 2 | 0 | 0 | 18:9  | PLAY OFF   |
| 2. ROUEN     | 10 | 5      | 2 | 0    | 3 | 32:24 | 19 | 3     | 0 | 0 | 1 | 14:9  | 2 | 2 | 0 | 2 | 18:15 | PLAY OFF   |
| 3. AMIENS    | 8  | 5      | 1 | 2    | 0 | 30:22 | 19 | 2     | 0 | 1 | 0 | 10:6  | 3 | 1 | 1 | 0 | 20:16 | PLAY OFF   |
| 4. ANGERS    | 8  | 4      | 1 | 1    | 2 | 27:23 | 15 | 3     | 1 | 1 | 0 | 21:12 | 1 | 0 | 0 | 2 | 6:11  | PLAY OFF   |
| 5. ANGLET    | 9  | 5      | 0 | 0    | 4 | 25:25 | 15 | 2     | 0 | 0 | 2 | 11:10 | 3 | 0 | 0 | 2 | 14:15 | PLAY OFF   |
| 6. GAP       | 9  | 4      | 0 | 0    | 5 | 17:23 | 12 | 3     | 0 | 0 | 2 | 11:10 | 1 | 0 | 0 | 3 | 6:13  | PLAY OFF   |
| 7. MULHOUSE  | 8  | 3      | 0 | 1    | 4 | 17:22 | 10 | 0     | 0 | 0 | 4 | 4:16  | 3 | 0 | 1 | 0 | 13:6  | PLAY OFF   |
| 8. BORDEAUX  | 7  | 3      | 0 | 0    | 4 | 17:18 | 9  | 2     | 0 | 0 | 2 | 11:12 | 1 | 0 | 0 | 2 | 6:6   | PLAY OFF   |
| 9. CHAMONIX  | 7  | 1      | 3 | 0    | 3 | 18:25 | 9  | 0     | 2 | 0 | 1 | 11:12 | 1 | 1 | 0 | 2 | 7:13  | O UDRZANIE |
| 10. NICE     | 8  | 1      | 0 | 4    | 3 | 21:27 | 7  | 1     | 0 | 3 | 1 | 12:13 | 0 | 0 | 1 | 2 | 9:14  | O UDRZANIE |
| 11. BRIANCON | 9  | 0      | 0 | 1    | 8 | 18:39 | 1  | 0     | 0 | 1 | 3 | 9:14  | 0 | 0 | 0 | 5 | 9:25  | O UDRZANIE |

DÁNSKA HOKEJOVÁ LIGA

| ČÍSLO UDAL. | DEŇ           | ZÁPASY          | VÝSLEDKY V ROKU |     |       |     |     |           |      |       |     |     | PREDBEŽNÉ KURZY |      |      |      |      | VÁŠ TIP | VÝSLEDOK |  |  |
|-------------|---------------|-----------------|-----------------|-----|-------|-----|-----|-----------|------|-------|-----|-----|-----------------|------|------|------|------|---------|----------|--|--|
|             |               |                 | 2018-2019       |     |       |     |     | 2017-2018 |      |       |     |     | 1               | 10   | 0    | 02   | 2    |         |          |  |  |
|             |               |                 | DOMA            |     | VONKU |     |     | DOMA      |      | VONKU |     |     |                 |      |      |      |      |         |          |  |  |
| 08.10.      | ESBJERG       | - HERLEV        | 2:2             | 3:2 | 2:1   | 2:5 | 4:4 | 5:0       | 4:1  | 4:2   | 4:2 | 5:2 | 1.40            | 1.10 | 5.20 | 2.60 | 5.20 |         |          |  |  |
| 08.10.      | RODOVRE       | - FREDERIKSHAVN | 1:1             | 3:2 |       | 2:4 | 1:1 | 1:4       | 2:2  | 2:6   | 2:5 | 0:1 | 2:1             | 2:30 | 1.50 | 4.40 | 1.54 | 2.40    |          |  |  |
| 08.10.      | SÖNDERJYLLAND | - ODENSE        | 5:1             | 5:2 |       | 0:3 | 1:1 | 1:1       | 1:7  | 3:3   |     | 0:4 | 0:3             | 5:2  | 1.20 | 1.03 | 7.50 | 3.95    | 8.31     |  |  |
| 11.10.      | FREDERIKSHAVN | - HERLEV        | 6:4             | 7:1 |       | 1:2 | 3:3 | 4:4       | 12:1 | 2:1   |     | 7:3 | 5:1             | 4:3  | 1.30 | 1.06 | 6.30 | 3.16    | 6.70     |  |  |
| 11.10.      | HERNING       | - ESBJERG       | 2:5             | 1:5 |       | 2:2 | 3:3 | 1:3       | 5:3  | 1:1   | 1:1 | 5:4 | 6:2             |      | 2.00 | 1.37 | 4.50 | 1.72    | 2.80     |  |  |
| 11.10.      | ODENSE        | - AALBORG       | 1:3             | 1:7 |       | 1:5 | 3:5 | 3:3       | 5:1  | 2:3   | 1:4 | 1:4 | 2:6             |      | 5.20 | 2.60 | 5.20 | 1.10    | 1.40     |  |  |
| 11.10.      | RUNGSTED      | - RODOVRE       | 3:0             | 7:1 |       | 1:4 | 1:1 | 2:2       | 6:5  | 3:6   | 3:4 | 3:2 | 3:3             |      | 1.55 | 1.18 | 5.00 | 2.26    | 4.14     |  |  |
| 13.10.      | SÖNDERJYLLAND | - RUNGSTED      | 1:1             | 3:1 |       | 3:0 | 5:2 | 4:2       | 1:3  | 3:4   | 3:0 | 2:3 | 3:4             |      | 1.80 | 1.30 | 4.85 | 1.90    | 3.15     |  |  |

| VÝSLEDKY POSLEDNÝCH ZÁPASOV |                   |      |                   |      |                   |      |                   |      |                   | (OZNAČENIE PÍSMENOM (V) ZNAMENÁ ZÁPAS HRANY VONKU) |               |      |  |  |  |  |  |  |  |
|-----------------------------|-------------------|------|-------------------|------|-------------------|------|-------------------|------|-------------------|--|---------------|------|--|--|--|--|--|--|--|
| AALBORG                     | HERLEV (V)        | 3:2P | ESBJERG (V)       | 3:2P | SÖNDERJYLLAND (V) | 3:2P | RODOVRE           | 4:1  | HERNING (V)       | 2:3P   | RUNGSTED      | 5:2  |  |  |  |  |  |  |  |
| ESBJERG                     | FREDERIKSHAVN (V) | 6:1  | FREDERIKSHAVN (V) | 1:7  | AALBORG           | 2:3P | RODOVRE (V)       | 3:1  | RUNGSTED (V)      | 2:5  | SÖNDERJYLLAND | 4:5P |  |  |  |  |  |  |  |
| FREDERIKSHAVN               | ESBJERG (V)       | 1:6  | ESBJERG           | 7:1  | SÖNDERJYLLAND (V) | 3:1  | HERNING (V)       | 6:4  | RUNGSTED          | 2:3  | ODENSE        | 2:0  |  |  |  |  |  |  |  |
| HERLEV                      | AALBORG           | 2:3P | RODOVRE (V)       | 1:4  | RUNGSTED (V)      | 6:3  | SÖNDERJYLLAND     | 2:3  | ODENSE (V)        | 5:2  | HERNING       | 5:2  |  |  |  |  |  |  |  |
| HERNING                     | RUNGSTED (V)      | 2:3  | SÖNDERJYLLAND     | 4:1  | FREDERIKSHAVN     | 4:6  | ODENSE (V)        | 1:2P | AALBORG           | 3:2P   | HERLEV (V)    | 2:5  |  |  |  |  |  |  |  |
| ODENSE                      | RODOVRE           | 1:3  | HERNING           | 2:1P | FREDERIKSHAVN     | 2:5  | FREDERIKSHAVN (V) | 0:2  | ESBJERG           | 2:3P   | AALBORG (V)   | 2:3  |  |  |  |  |  |  |  |
| RODOVRE                     | ODENSE (V)        | 3:1  | HERLEV            | 4:1  | ESBJERG           | 1:3  | AALBORG (V)       | 1:4  | SÖNDERJYLLAND (V) | 2:6  | HERNING (V)   | 3:0  |  |  |  |  |  |  |  |
| RUNGSTED                    | HERNING           | 3:2  | HERLEV            | 3:6  | FREDERIKSHAVN (V) | 3:2  | ESBJERG           | 5:2  | AALBORG (V)       | 2:5  | SÖNDERJYLLAND | 2:5  |  |  |  |  |  |  |  |
| SÖNDERJYLLAND               | HERNING (V)       | 1:4  | FREDERIKSHAVN     | 1:3  | AALBORG           | 2:3P | HERLEV (V)        | 3:2  | RODOVRE           | 6:2  | ESBJERG (V)   | 5:4P |  |  |  |  |  |  |  |

| TABUĽKA          |    | CELKOM |   | DOMA |       | VONKU |    | POZN. |   |   |       |      |   |   |   |        |      |            |
|------------------|----|--------|---|------|-------|-------|----|-------|---|---|-------|------|---|---|---|--------|------|------------|
| 1. AALBORG       | 9  | 5      | 4 | 0    | 31:17 | 4.89  | 22 | 4     | 0 | 0 | 16:6  | 5.50 | 1 | 4 | 0 | 15:11  | 4.40 | PLAY OFF   |
| 2. FREDERIKSHAVN | 9  | 6      | 0 | 3    | 28:21 | 5.44  | 18 | 3     | 0 | 2 | 14:8  | 4.40 | 3 | 0 | 1 | 14:13  | 6.75 | PLAY OFF   |
| 3. RODOVRE       | 9  | 5      | 0 | 4    | 21:19 | 4.44  | 15 | 3     | 0 | 1 | 12:7  | 4.75 | 2 | 0 | 3 | 9:12   | 4.20 | PLAY OFF   |
| 4. ESBJERG       | 9  | 3      | 4 | 2    | 26:29 | 5.67  | 14 | 2     | 2 | 0 | 15:11 | 6.00 | 1 | 2 | 2 | 11:18  | 5.40 | PLAY OFF   |
| 5. SÖNDERJYLLAND | 9  | 3      | 2 | 4    | 25:24 | 5.22  | 12 | 1     | 1 | 2 | 10:10 | 4.75 | 2 | 1 | 2 | 15:14  | 5.60 | PLAY OFF   |
| 6. HERLEV        | 9  | 3      | 2 | 4    | 27:27 | 5.78  | 12 | 1     | 2 | 2 | 14:14 | 5.20 | 2 | 0 | 2 | 13:13  | 6.50 | PLAY OFF   |
| 7. HERNING       | 10 | 2      | 3 | 5    | 23:28 | 4.80  | 11 | 1     | 2 | 2 | 14:14 | 5.20 | 1 | 1 | 3 | 9:14   | 4.40 | O PLAY OFF |
| 8. RUNGSTED      | 8  | 3      | 1 | 4    | 21:29 | 6.13  | 10 | 2     | 0 | 2 | 13:15 | 7.00 | 1 | 1 | 2 | 8:14</ |      |            |

BRITSKÁ HOKEJOVÁ LIGA

| TABUĽKA |            | CELKOM |   |   |   | DOMA |       |    |   | VONKU |   |   |       | POZN. |       |          |      |
|---------|------------|--------|---|---|---|------|-------|----|---|-------|---|---|-------|-------|-------|----------|------|
| 1.      | GLASGOW    | 6      | 4 | 1 | 0 | 1    | 24:15 | 10 | 0 | 0     | 0 | 0 | 0     | 0     | 24:15 | PLAY OFF |      |
| 2.      | FIFE       | 4      | 3 | 0 | 0 | 1    | 16:10 | 6  | 2 | 0     | 0 | 0 | 10:5  | 1     | 0     | 1        | 6:5  |
| 3.      | SHEFFIELD  | 6      | 2 | 1 | 0 | 0    | 23:20 | 6  | 1 | 0     | 0 | 3 | 13:14 | 1     | 0     | 0        | 10:6 |
| 4.      | CARDIFF    | 4      | 3 | 0 | 0 | 1    | 13:12 | 6  | 2 | 0     | 0 | 1 | 10:10 | 1     | 0     | 0        | 3:2  |
| 5.      | BELFAST    | 3      | 2 | 0 | 1 | 0    | 6:3   | 5  | 2 | 0     | 0 | 0 | 5:1   | 0     | 0     | 1        | 1:2  |
| 6.      | NOTTINGHAM | 6      | 2 | 0 | 1 | 3    | 14:16 | 5  | 0 | 0     | 1 | 1 | 4:7   | 2     | 0     | 0        | 10:9 |
| 7.      | DUNDEE     | 6      | 2 | 0 | 1 | 3    | 19:26 | 5  | 2 | 0     | 1 | 1 | 17:16 | 0     | 0     | 0        | 2:10 |
| 8.      | GUILDFORD  | 6      | 2 | 0 | 0 | 4    | 16:18 | 4  | 2 | 0     | 0 | 1 | 12:6  | 0     | 0     | 0        | 4:12 |
| 9.      | COVENTRY   | 5      | 2 | 0 | 0 | 3    | 17:22 | 4  | 1 | 0     | 0 | 2 | 8:12  | 1     | 0     | 0        | 9:10 |
| 10.     | MANCHESTER | 6      | 1 | 1 | 0 | 4    | 14:20 | 4  | 1 | 1     | 0 | 1 | 6:6   | 0     | 0     | 0        | 8:14 |

NHL

| ČÍSLO UDAL. | DEŇ          | ZÁPASY | VÝSLEDKY V ROKU |       |      |       |           |       |      |      | PREDBEŽNÉ KURZY |      |      |      |      | VÁŠ TIP | VÝSLEDOK |
|-------------|--------------|--------|-----------------|-------|------|-------|-----------|-------|------|------|-----------------|------|------|------|------|---------|----------|
|             |              |        | 2018-2019       |       |      |       | 2017-2018 |       |      |      | 1               | 10   | 0    | 02   | 2    |         |          |
|             |              |        | DOMA            | VONKU | DOMA | VONKU | DOMA      | VONKU |      |      |                 |      |      |      |      |         |          |
| 08.10.      | TORONTO      | -      | ST.LOUIS        | 1:4   | 2:2  | 1:1   | 4:6       | 2:00  | 1:29 | 3:80 | 1:69            | 3:15 |      |      |      |         |          |
| 08.10.      | COLUMBUS     | -      | BUFFALO         | 4:4   | 4:5  | 3:2   | 3:2       | 2:05  | 1:32 | 3:80 | 1:67            | 2:95 |      |      |      |         |          |
| 09.10.      | FLORIDA      | -      | CAROLINA        | 3:4   | 3:3  | 1:4   | 3:2       | 1:3   | 2:2  | 2:20 | 1:38            | 3:80 | 1:58 | 2:75 |      |         |          |
| 09.10.      | NY ISLANDERS | -      | EDMONTON        | 5:2   | 3:3  | 1:1   | 1:1       | 2:15  | 1:35 | 3:80 | 1:60            | 2:80 |      |      |      |         |          |
| 09.10.      | PITTSBURGH   | -      | WINNIPEG        | 4:0   | 4:3  | 1:1   | 1:1       | 1:7   | 2:20 | 1:38 | 3:80            | 1:58 | 2:75 |      |      |         |          |
| 09.10.      | WASHINGTON   | -      | DALLAS          | 3:3   | 1:1  | 4:3   | 3:3       | 2:20  | 1:38 | 3:80 | 1:58            | 2:75 |      |      |      |         |          |
| 09.10.      | DETROIT      | -      | ANAHEIM         | 3:1   | 2:2  | 2:1   | 2:4       | 2:20  | 1:38 | 3:80 | 1:58            | 2:75 |      |      |      |         |          |
| 09.10.      | NASHVILLE    | -      | SAN JOSE        | 4:5   | 4:5  | 4:2   | 7:1       | 5:3   | 1:4  | 2:15 | 1:35            | 3:80 | 1:60 | 2:80 |      |         |          |
| 09.10.      | CALGARY      | -      | LOS ANGELES     | 4:1   | 0:3  | 1:0   | 7:2       | 4:3   | 1:1  | 3:3  | 0:3             | 1:90 | 1:26 | 3:90 | 1:75 | 3:45    |          |
| 09.10.      | VEGAS        | -      | BOSTON          | 2:2   | 1:4  | 3:1   | 1:2       | 2:25  | 1:40 | 3:80 | 1:55            | 2:70 |      |      |      |         |          |
| 10.10.      | BUFFALO      | -      | MONTREAL        | 4:3   | 2:2  | 5:5   | 4:7       | 2:2   | 0:3  | 1:1  | 0:3             | 2:35 | 1:42 | 3:80 | 1:51 | 2:55    |          |
| 10.10.      | PHILADELPHIA | -      | NEW JERSEY      | 5:2   | 0:3  | 2:3   | 6:3       | 3:1   | 4:4  | 5:3  | 3:4             | 2:30 | 1:41 | 3:80 | 1:53 | 2:60    |          |
| 10.10.      | VANCOUVER    | -      | LOS ANGELES     | 1:1   | 2:2  | 4:2   | 3:3       | 3:4   | 6:2  | 3:2  | 0:3             | 2:05 | 1:32 | 3:80 | 1:67 | 2:95    |          |
| 11.10.      | NEW JERSEY   | -      | EDMONTON        | 5:2   | 2:2  | 6:3   | 2:2       | 3:6   | 2:10 | 1:34 | 3:80            | 1:65 | 2:90 |      |      |         |          |
| 11.10.      | PITTSBURGH   | -      | ANAHEIM         | 2:4   | 7:4  | 0:4   | 3:5       | 1:95  | 1:27 | 3:90 | 1:70            | 3:25 |      |      |      |         |          |
| 11.10.      | MONTREAL     | -      | DETROIT         | 7:3   | 3:1  | 3:2   | 8:1       | 10:1  | 4:2  | 6:3  | 4:3             | 2:05 | 1:32 | 3:80 | 1:67 | 2:95    |          |
| 11.10.      | TORONTO      | -      | TAMPA BAY       | 2:6   | 1:3  | 1:4   | 4:2       | 0:2   | 4:3  | 3:3  | 3:4             | 2:25 | 1:40 | 3:80 | 1:55 | 2:70    |          |
| 11.10.      | OTTAWA       | -      | ST.LOUIS        | 2:0   | 2:3  | 1:4   | 1:4       | 0:3   | 2:75 | 1:58 | 3:80            | 1:38 | 2:20 |      |      |         |          |
| 11.10.      | NASHVILLE    | -      | WASHINGTON      | 7:2   | 6:3  | 4:3   | 6:3       | 4:3   | 2:15 | 1:35 | 3:80            | 1:60 | 2:80 |      |      |         |          |
| 11.10.      | WINNIPEG     | -      | MINNESOTA       | 1:3   | 2:3  | 2:4   | 2:3       | 2:1   | 1:4  | 2:00 | 1:29            | 3:80 | 1:69 | 3:15 |      |         |          |
| 11.10.      | CHICAGO      | -      | SAN JOSE        | 3:7   | 2:5  | 5:4   | 3:1       | 3:3   | 2:7  | 2:45 | 1:46            | 3:80 | 1:46 | 2:45 |      |         |          |
| 11.10.      | DALLAS       | -      | CALGARY         | 2:0   | 3:3  | 2:1   | 6:4       | 2:0   | 2:1  | 2:20 | 1:38            | 3:80 | 1:58 | 2:75 |      |         |          |
| 11.10.      | COLORADO     | -      | BOSTON          | 6:3   | 1:1  | 1:1   | 6:3       | 4:0   | 2:30 | 1:41 | 3:80            | 1:53 | 2:60 |      |      |         |          |
| 11.10.      | ARIZONA      | -      | VEGAS           | 2:2   | 1:5  | 5:2   | 4:1       | 1:1   | 2:4  | 2:5  | 2:2             | 3:2  | 2:50 | 1:46 | 3:80 | 1:44    | 2:40     |
| 12.10.      | BUFFALO      | -      | FLORIDA         | 2:5   | 4:3  | 2:2   | 2:4       | 1:4   | 2:4  | 1:4  | 3:4             | 2:45 | 1:46 | 3:80 | 1:46 | 2:45    |          |
| 12.10.      | COLUMBUS     | -      | ANAHEIM         | 1:1   | 2:2  | 4:2   | 2:4       | 2:05  | 1:32 | 3:80 | 1:67            | 2:95 |      |      |      |         |          |
| 12.10.      | CAROLINA     | -      | NY ISLANDERS    | 1:1   | 1:2  | 1:4   | 4:3       | 4:2   | 0:3  | 4:6  | 4:3             | 2:15 | 1:35 | 3:80 | 1:60 | 2:80    |          |
| 12.10.      | NY RANGERS   | -      | EDMONTON        | 1:2   | 2:2  | 4:2   | 3:2       | 2:25  | 1:40 | 3:80 | 1:55            | 2:70 |      |      |      |         |          |
| 12.10.      | OTTAWA       | -      | TAMPA BAY       | 3:3   | 2:5  | 6:4   | 1:5       | 6:3   | 3:4  | 3:3  | 7:4             | 3:45 | 1:75 | 3:90 | 1:26 | 1:90    |          |
| 13.10.      | LOS ANGELES  | -      | NASHVILLE       | 1:3   | 3:5  | 1:2   | 3:3       | 3:4   | 0:5  | 2:60 | 1:53            | 3:80 | 1:41 | 2:30 |      |         |          |
| 13.10.      | CHICAGO      | -      | WINNIPEG        | 3:3   | 3:3  | 5:6   | 3:6       | 2:1   | 6:2  | 5:1  | 2:6             | 1:4  | 2:30 | 1:41 | 3:80 | 1:53    | 2:60     |
| 13.10.      | BOSTON       | -      | NEW JERSEY      | 2:5   | 1:0  | 5:1   | 3:2       | 2:2   | 5:3  | 1:90 | 1:26            | 3:90 | 1:75 | 3:45 |      |         |          |
| 13.10.      | MONTREAL     | -      | ST.LOUIS        | 3:2   | 1:4  | 3:4   | 1:3       | 2:45  | 1:46 | 3:80 | 1:46            | 2:45 |      |      |      |         |          |
| 13.10.      | DETROIT      | -      | TORONTO         | 3:5   | 2:2  | 4:4   | 4:4       | 3:1   | 2:3  | 2:80 | 1:60            | 3:80 | 1:35 | 2:15 |      |         |          |
| 13.10.      | NY ISLANDERS | -      | FLORIDA         | 2:2   | 2:4  | 1:1   | 1:4       | 0:3   | 4:4  | 2:25 | 1:40            | 3:80 | 1:55 | 2:70 |      |         |          |
| 13.10.      | CAROLINA     | -      | COLUMBUS        | 1:4   | 4:2  | 3:1   | 0:3       | 1:1   | 2:1  | 3:1  | 2:2             | 2:10 | 1:34 | 3:80 | 1:65 | 2:90    |          |
| 13.10.      | DALLAS       | -      | WASHINGTON      | 1:1   | 3:3  | 3:3   | 3:3       | 3:4   | 2:10 | 1:34 | 3:80            | 1:65 | 2:90 |      |      |         |          |
| 13.10.      | MINNESOTA    | -      | PITTSBURGH      | 2:3   | 1:2  | 2:1   | 3:6       | 2:40  | 1:44 | 3:80 | 1:48            | 2:50 |      |      |      |         |          |
| 13.10.      | COLORADO     | -      | ARIZONA         | 2:2   | 5:1  | 4:6   | 1:3       | 5:2   | 6:2  | 1:90 | 1:26            | 3:90 | 1:75 | 3:45 |      |         |          |
| 13.10.      | VANCOUVER    | -      | PHILADELPHIA    | 5:1   | 1:2  | 1:4   | 5:2       | 2:30  | 1:41 | 3:80 | 1:65            | 2:90 |      |      |      |         |          |
| 13.10.      | VEGAS        | -      | CALGARY         | 2:0   | 2:1  | 2:7   | 3:6       | 7:3   | 4:0  | 4:2  | 1:7             | 2:10 | 1:34 | 3:80 | 1:65 | 2:90    |          |
| 14.10.      | WINNIPEG     | -      | PITTSBURGH      | 3:4   | 0:4  | 7:1   | 1:1       | 2:10  | 1:38 | 3:80 | 1:58            | 2:75 |      |      |      |         |          |
| 14.10.      | LOS ANGELES  | -      | VEGAS           | 5:1   | 1:4  | 5:2   | 3:3       | 0:2   | 2:2  | 2:4  | 4:1             | 2:60 | 1:53 | 3:80 | 1:41 | 2:30    |          |
| 14.10.      | SAN JOSE     | -      | CALGARY         | 3:1   | 3:5  | 2:2   | 5:1       | 2:2   | 5:1  | 3:2  | 7:4             | 2:20 | 1:38 | 3:80 | 1:58 | 2:75    |          |

VÝSLEDKY POSLEDNÝCH ZÁPISOV (OZNAČENIE PÍSMENOM (V) ZNAMENÁ ZÁPAS HRANÝ VONKU)

|              |                  |      |                  |      |  |  |  |  |  |  |  |  |  |  |  |
|--------------|------------------|------|------------------|------|--|--|--|--|--|--|--|--|--|--|--|
| ANAHEIM      | SAN JOSE         | 3:1  | ARIZONA          | 2:1  |  |  |  |  |  |  |  |  |  |  |  |
| ARIZONA      | BOSTON           | 0:1  | ANAHEIM (V)      | 1:2  |  |  |  |  |  |  |  |  |  |  |  |
| BOSTON       | ARIZONA (V)      | 1:0  | DALLAS (V)       | 2:1  |  |  |  |  |  |  |  |  |  |  |  |
| BUFFALO      | NEW JERSEY       | 7:2  | PITTSBURGH (V)   | 3:1  |  |  |  |  |  |  |  |  |  |  |  |
| CALGARY      | VANCOUVER        | 3:0  | COLORADO (V)     | 3:5  |  |  |  |  |  |  |  |  |  |  |  |
| CAROLINA     | WASHINGTON (V)   | 3:2P | MONTREAL         | 4:3P |  |  |  |  |  |  |  |  |  |  |  |
| CHICAGO      | PHILADELPHIA (V) | 3:4  |                  |      |  |  |  |  |  |  |  |  |  |  |  |
| COLORADO     | MINNESOTA        | 4:2  | CALGARY          | 5:3  |  |  |  |  |  |  |  |  |  |  |  |
| COLUMBUS     | PITTSBURGH (V)   | 2:7  | TORONTO          | 1:4  |  |  |  |  |  |  |  |  |  |  |  |
| DALLAS       | ST.LOUIS (V)     | 2:3  | BOSTON           | 1:2  |  |  |  |  |  |  |  |  |  |  |  |
| DETROIT      | NASHVILLE (V)    | 5:3  |                  |      |  |  |  |  |  |  |  |  |  |  |  |
| EDMONTON     | LOS ANGELES      | 6:5  | VANCOUVER        | 3:2  |  |  |  |  |  |  |  |  |  |  |  |
| FLORIDA      | TAMPA BAY        | 4:3  | TAMPA BAY (V)    | 2:5  |  |  |  |  |  |  |  |  |  |  |  |
| LOS ANGELES  | EDMONTON (V)     | 5:6  |                  |      |  |  |  |  |  |  |  |  |  |  |  |
| MINNESOTA    | COLORADO (V)     | 2:4  | NASHVILLE (V)    | 2:5  |  |  |  |  |  |  |  |  |  |  |  |
| MONTREAL     | TORONTO (V)      | 6:5P | CAROLINA (V)     | 3:4P |  |  |  |  |  |  |  |  |  |  |  |
| NY ISLANDERS | WASHINGTON       | 1:2  |                  |      |  |  |  |  |  |  |  |  |  |  |  |
| NY RANGERS   | OTTAWA (V)       | 4:1  | WINNIPEG         | 6:4  |  |  |  |  |  |  |  |  |  |  |  |
| NASHVILLE    | DETROIT          | 3:5  | MINNESOTA        | 5:2  |  |  |  |  |  |  |  |  |  |  |  |
| NEW JERSEY   | BUFFALO (V)      | 2:7  | WINNIPEG         | 4:5P |  |  |  |  |  |  |  |  |  |  |  |
| OTTAWA       | NY RANGERS       | 1:4  | TORONTO (V)      | 3:5  |  |  |  |  |  |  |  |  |  |  |  |
| PHILADELPHIA | CHICAGO          | 4:3  |                  |      |  |  |  |  |  |  |  |  |  |  |  |
| PITTSBURGH   | COLUMBUS         | 7:2  | BUFFALO          | 1:3  |  |  |  |  |  |  |  |  |  |  |  |
| SAN JOSE     | ANAHEIM (V)      | 1:3  | VEGAS (V)        | 1:5  |  |  |  |  |  |  |  |  |  |  |  |
| ST.LOUIS     | DALLAS           | 3:2  | WASHINGTON       | 2:3P |  |  |  |  |  |  |  |  |  |  |  |
| TAMPA BAY    | FLORIDA (V)      | 3:4  | FLORIDA          | 5:2  |  |  |  |  |  |  |  |  |  |  |  |
| TORONTO      | MONTREAL         | 5:6P | COLUMBUS (V)     | 4:1  |  |  |  |  |  |  |  |  |  |  |  |
| VANCOUVER    | CALGARY (V)      | 0:3  | EDMONTON (V)     | 2:3  |  |  |  |  |  |  |  |  |  |  |  |
| VEGAS        | SAN JOSE (V)     | 5:1  | SAN JOSE         | 4:1  |  |  |  |  |  |  |  |  |  |  |  |
| WASHINGTON   | CAROLINA         | 2:3P | NY ISLANDERS (V) | 2:1  |  |  |  |  |  |  |  |  |  |  |  |
| WINNIPEG     | NEW JERSEY (V)   | 5:4P | NY RANGERS (V)   | 4:6  |  |  |  |  |  |  |  |  |  |  |  |

| METROPOLITNÁ DIVIZIA |                     | CELKOM |   |   |   | DOMA |     |   |   | VONKU |   |   |     | POZN. |   |   |   |     |
|----------------------|---------------------|--------|---|---|---|------|-----|---|---|-------|---|---|-----|-------|---|---|---|-----|
| 1.                   | WASHINGTON CAPITALS | 3      | 1 | 1 | 1 | 0    | 7:6 | 5 | 0 | 0     | 1 | 0 | 2:3 | 1     | 1 | 0 | 0 | 5:3 |
| 2.                   | NEW YORK RANGERS    | 2      |   |   |   |      |     |   |   |       |   |   |     |       |   |   |   |     |

|                      |   |   |   |   |   |      |   |   |   |   |   |     |   |   |   |   |     |
|----------------------|---|---|---|---|---|------|---|---|---|---|---|-----|---|---|---|---|-----|
| 6. ARIZONA COYOTES   | 2 | 0 | 0 | 0 | 2 | 1:3  | 0 | 0 | 0 | 0 | 1 | 0:1 | 0 | 0 | 0 | 1 | 1:2 |
| 7. VANCOUVER CANUCKS | 2 | 0 | 0 | 0 | 2 | 2:6  | 0 | 0 | 0 | 0 | 0 | 0:0 | 0 | 0 | 0 | 2 | 2:6 |
| 8. SAN JOSE SHARKS   | 3 | 0 | 0 | 0 | 3 | 3:12 | 0 | 0 | 0 | 0 | 1 | 1:5 | 0 | 0 | 0 | 2 | 2:7 |

**AHL**

| CENTRÁLNA DIVÍZIA        |   | CELKOM |   |   |   |     | DOMA |   |   |   |   | VONKU |   |   |   |   | POZN. |
|--------------------------|---|--------|---|---|---|-----|------|---|---|---|---|-------|---|---|---|---|-------|
| 1. GRAND RAPIDS GRIFFINS | 1 | 1      | 0 | 0 | 0 | 8:5 | 2    | 0 | 0 | 0 | 0 | 0:0   | 1 | 0 | 0 | 0 | 8:5   |
| 2. MANITOBA MOOSE        | 2 | 1      | 0 | 0 | 1 | 6:5 | 2    | 0 | 0 | 0 | 0 | 0:0   | 1 | 0 | 0 | 1 | 6:5   |
| 3. IOWA WILD             | 1 | 1      | 0 | 0 | 0 | 3:2 | 2    | 1 | 0 | 0 | 0 | 3:2   | 0 | 0 | 0 | 0 | 0:0   |
| 4. SAN ANTONIO RAMPAGE   | 1 | 1      | 0 | 0 | 0 | 2:1 | 2    | 1 | 0 | 0 | 0 | 2:1   | 0 | 0 | 0 | 0 | 0:0   |
| 5. MILWAUKEE ADMIRALS    | 0 | 0      | 0 | 0 | 0 | 0:0 | 0    | 0 | 0 | 0 | 0 | 0:0   | 0 | 0 | 0 | 0 | 0:0   |
| 6. ROCKFORD ICEHOGS      | 1 | 0      | 0 | 0 | 1 | 2:3 | 0    | 0 | 0 | 0 | 0 | 0:0   | 0 | 0 | 0 | 1 | 2:3   |
| 7. CHICAGO WOLVES        | 1 | 0      | 0 | 0 | 1 | 5:8 | 0    | 0 | 0 | 0 | 1 | 5:8   | 0 | 0 | 0 | 0 | 0:0   |
| 8. TEXAS STARS           | 2 | 0      | 0 | 0 | 2 | 3:7 | 0    | 0 | 0 | 0 | 2 | 3:7   | 0 | 0 | 0 | 0 | 0:0   |

| PACIFICKÁ DIVÍZIA      |   | CELKOM |   |   |   |     | DOMA |   |   |   |   | VONKU |   |   |   |   | POZN. |
|------------------------|---|--------|---|---|---|-----|------|---|---|---|---|-------|---|---|---|---|-------|
| 1. ONTARIO REIGN       | 2 | 1      | 1 | 0 | 0 | 8:2 | 4    | 1 | 0 | 0 | 0 | 5:0   | 0 | 1 | 0 | 0 | 3:2   |
| 2. STOCKTON HEAT       | 2 | 2      | 0 | 0 | 0 | 9:4 | 4    | 0 | 0 | 0 | 0 | 0:0   | 2 | 0 | 0 | 0 | 9:4   |
| 3. BAKERSFIELD CONDORS | 2 | 1      | 0 | 1 | 0 | 4:4 | 3    | 1 | 0 | 1 | 0 | 4:4   | 0 | 0 | 0 | 0 | 0:0   |
| 4. TUCSON ROADRUNNERS  | 1 | 1      | 0 | 0 | 0 | 2:0 | 2    | 0 | 0 | 0 | 0 | 0:0   | 1 | 0 | 0 | 0 | 2:0   |
| 5. SAN DIEGO GULLS     | 1 | 0      | 0 | 0 | 1 | 1:2 | 0    | 0 | 0 | 0 | 0 | 0:0   | 0 | 0 | 0 | 1 | 1:2   |
| 6. COLORADO EAGLES     | 2 | 0      | 0 | 0 | 2 | 4:9 | 0    | 0 | 0 | 0 | 2 | 4:9   | 0 | 0 | 0 | 0 | 0:0   |
| 7. SAN JOSE BARRACUDA  | 1 | 0      | 0 | 0 | 1 | 0:5 | 0    | 0 | 0 | 0 | 0 | 0:0   | 0 | 0 | 0 | 1 | 0:5   |

| ATLANTICKÁ DIVÍZIA          |   | CELKOM |   |   |   |     | DOMA |   |   |   |   | VONKU |   |   |   |   | POZN. |
|-----------------------------|---|--------|---|---|---|-----|------|---|---|---|---|-------|---|---|---|---|-------|
| 1. SPRINGFIELD THUNDERBIRDS | 1 | 1      | 0 | 0 | 0 | 5:1 | 2    | 1 | 0 | 0 | 0 | 5:1   | 0 | 0 | 0 | 0 | 0:0   |
| 2. PROVIDENCE BRUINS        | 1 | 1      | 0 | 0 | 0 | 3:0 | 2    | 0 | 0 | 0 | 0 | 0:0   | 1 | 0 | 0 | 0 | 3:0   |
| 3. HARTFORD WOLF PACK       | 1 | 1      | 0 | 0 | 0 | 5:3 | 2    | 1 | 0 | 0 | 0 | 5:3   | 0 | 0 | 0 | 0 | 0:0   |
| 4. WILKES-BARRE PENGUINS    | 1 | 1      | 0 | 0 | 0 | 4:3 | 2    | 0 | 0 | 0 | 0 | 0:0   | 1 | 0 | 0 | 0 | 4:3   |
| 5. HERSHEY BEARS            | 1 | 0      | 0 | 0 | 1 | 3:4 | 0    | 0 | 0 | 0 | 1 | 3:4   | 0 | 0 | 0 | 0 | 0:0   |
| 6. CHARLOTTE CHECKERS       | 1 | 0      | 0 | 0 | 1 | 3:5 | 0    | 0 | 0 | 0 | 0 | 0:0   | 0 | 0 | 0 | 1 | 3:5   |
| 7. LEHIGH VALLEY PHANTOMS   | 1 | 0      | 0 | 0 | 1 | 0:3 | 0    | 0 | 0 | 0 | 1 | 0:3   | 0 | 0 | 0 | 0 | 0:0   |
| 8. BRIDGEPORT SOUND TIGERS  | 1 | 0      | 0 | 0 | 1 | 1:5 | 0    | 0 | 0 | 0 | 0 | 0:0   | 0 | 0 | 0 | 1 | 1:5   |

| SEVERNÁ DIVÍZIA        |   | CELKOM |   |   |   |     | DOMA |   |   |   |   | VONKU |   |   |   |   | POZN. |
|------------------------|---|--------|---|---|---|-----|------|---|---|---|---|-------|---|---|---|---|-------|
| 1. CLEVELAND MONSTERS  | 2 | 2      | 0 | 0 | 0 | 7:3 | 4    | 0 | 0 | 0 | 0 | 0:0   | 2 | 0 | 0 | 0 | 7:3   |
| 2. TORONTO MARLIES     | 1 | 1      | 0 | 0 | 0 | 4:1 | 2    | 1 | 0 | 0 | 0 | 4:1   | 0 | 0 | 0 | 0 | 0:0   |
| 3. UTICA COMETS        | 1 | 1      | 0 | 0 | 0 | 4:3 | 2    | 0 | 0 | 0 | 0 | 0:0   | 1 | 0 | 0 | 0 | 4:3   |
| 4. ROCHESTER AMERICANS | 1 | 0      | 1 | 0 | 0 | 3:2 | 2    | 0 | 1 | 0 | 0 | 3:2   | 0 | 0 | 0 | 0 | 0:0   |
| 5. SYRACUSE CRUNCH     | 1 | 0      | 0 | 1 | 0 | 2:3 | 1    | 0 | 0 | 0 | 0 | 0:0   | 0 | 0 | 1 | 0 | 2:3   |
| 6. BINGHAMTON DEVILS   | 1 | 0      | 0 | 0 | 1 | 3:4 | 0    | 0 | 0 | 0 | 1 | 3:4   | 0 | 0 | 0 | 0 | 0:0   |
| 7. BELLEVILLE SENATORS | 1 | 0      | 0 | 0 | 1 | 1:4 | 0    | 0 | 0 | 0 | 0 | 0:0   | 0 | 0 | 0 | 1 | 1:4   |
| 8. LAVAL ROCKET        | 2 | 0      | 0 | 0 | 2 | 3:7 | 0    | 0 | 0 | 0 | 2 | 3:7   | 0 | 0 | 0 | 0 | 0:0   |

**BASKETBAL - EUROCUP, MUŽI**

| ČÍSLO UDAL           | DEŇ | ZÁPASY 2. KOLA | PREDBEŽNÉ KURZY / SKUTOČNÉ KURZY |      |       |      | VÁŠ TIP | VÝSLEDOK |
|----------------------|-----|----------------|----------------------------------|------|-------|------|---------|----------|
|                      |     |                | 1                                | 10   | 0     | 02   |         |          |
| 09.10. PROMITHEAS P. | -   | MONACO         | 2,05                             | 1,85 | 15,50 | 1,60 | 1,75    |          |
| 09.10. ANDORRA       | -   | ULM            | 1,40                             | 1,30 | 17,00 | 2,50 | 2,90    |          |
| 09.10. V.BOLOGNA     | -   | MACC.RISHON    | 1,05                             | 1,01 | 20,00 | 6,30 | 9,00    |          |
| 08.10. P.BEOGRAD     | -   | TOFAS B.       | 1,30                             | 1,20 | 18,00 | 2,90 | 3,60    |          |
| 08.10. KRASNODAR     | -   | U.VENEZIA      | 1,27                             | 1,18 | 18,00 | 3,10 | 3,80    |          |
| 08.10. LIMOGES       | -   | R.VILNIUS      | 1,80                             | 1,65 | 15,00 | 1,80 | 2,00    |          |
| 08.10. DARUSSAFKA    | -   | NANTERRE       | 1,30                             | 1,20 | 18,00 | 2,90 | 3,60    |          |
| 08.10. JOVENTUT      | -   | BRESCIA        | 1,35                             | 1,25 | 17,00 | 2,70 | 3,20    |          |
| 08.10. U.KAZAN       | -   | OL. LUBLANA    | 1,10                             | 1,05 | 19,00 | 5,00 | 7,00    |          |
| 09.10. GALATASARAY   | -   | OLDENBURG      | 1,37                             | 1,27 | 17,00 | 2,60 | 3,10    |          |
| 09.10. A.P.GDYŇIA    | -   | MALAGA         | 2,90                             | 2,50 | 17,00 | 1,30 | 1,40    |          |
| 09.10. PODGORICA     | -   | TRENTO         | 1,50                             | 1,35 | 16,00 | 2,25 | 2,70    |          |

**BASKETBAL - EUROLIGA, MUŽI**

| ČÍSLO UDAL          | DEŇ | ZÁPASY 2. KOLA | PREDBEŽNÉ KURZY / SKUTOČNÉ KURZY |      |       |      | VÁŠ TIP | VÝSLEDOK |
|---------------------|-----|----------------|----------------------------------|------|-------|------|---------|----------|
|                     |     |                | 1                                | 10   | 0     | 02   |         |          |
| 10.10. CZ BEOGRAD   | -   | FENERBAHCE     | 5,29                             | 4,29 | 18,00 | 1,14 | 1,21    |          |
| 10.10. CSKA MOSKVA  | -   | BAYERN         | 1,10                             | 1,04 | 19,00 | 5,25 | 7,30    |          |
| 10.10. Z.PETERBURG  | -   | BARCELONA      | 4,15                             | 3,35 | 17,50 | 1,17 | 1,25    |          |
| 10.10. VILLEURBANNE | -   | PANATHINAIKOS  | 3,36                             | 2,77 | 15,00 | 1,32 | 1,43    |          |
| 10.10. REAL MADRID  | -   | MACCABI T.A    | 1,21                             | 1,14 | 18,00 | 4,29 | 5,29    |          |
| 11.10. CHIMKI M.    | -   | BASKONIA       | 1,43                             | 1,32 | 15,00 | 2,77 | 3,36    |          |
| 11.10. A.EFES       | -   | ALBA BERLIN    | 1,08                             | 1,03 | 23,00 | 6,35 | 8,35    |          |
| 11.10. OLYMPIAKOS   | -   | VALENCIA       | 1,30                             | 1,21 | 17,50 | 3,05 | 3,67    |          |
| 11.10. MILAN        | -   | Z.KAUNAS       | 1,30                             | 1,21 | 17,50 | 3,05 | 3,67    |          |

**BASKETBAL - SLOVENSKÁ LIGA**

| KONEČNÁ TABUĽKA     |    | CELKOM |    |  |           |    | DOMA |    |           |    |    | VONKU     |  |          |  |  | POZN. |
|---------------------|----|--------|----|--|-----------|----|------|----|-----------|----|----|-----------|--|----------|--|--|-------|
| 1. INTER BRATISLAVA | 32 | 28     | 4  |  | 2706:2139 | 60 | 15   | 1  | 1398:1036 | 13 | 3  | 1308:1103 |  | PLAY OFF |  |  |       |
| 2. LEVICE           | 32 | 22     | 10 |  | 2633:2438 | 54 | 14   | 2  | 1353:1158 | 8  | 8  | 1280:1280 |  | PLAY OFF |  |  |       |
| 3. PRIEVIDZA        | 32 | 19     | 13 |  | 2504:2339 | 51 | 12   | 4  | 1268:1116 | 7  | 9  | 1236:1223 |  | PLAY OFF |  |  |       |
| 4. SVIT             | 32 | 19     | 13 |  | 2634:2545 | 51 | 12   | 4  | 1356:1244 | 7  | 9  | 1278:1301 |  | PLAY OFF |  |  |       |
| 5. ŽILINA           | 32 | 15     | 17 |  | 2559:2640 | 47 | 11   | 5  | 1363:1266 | 4  | 12 | 1196:1374 |  | PLAY OFF |  |  |       |
| 6. KOMARNO          | 32 | 13     | 19 |  | 2641:2627 | 45 | 10   | 6  | 1384:1233 | 3  | 13 | 1257:1394 |  | PLAY OFF |  |  |       |
| 7. HANDLOVA         | 32 | 13     | 19 |  | 2504:2700 | 45 | 9    | 7  | 1317:1326 | 4  | 12 | 1187:1374 |  | PLAY OFF |  |  |       |
| 8. ŠPIŠSKÁ NOVÁ VES | 32 | 9      | 23 |  | 2615:2897 | 41 | 7    | 9  | 1358:1426 | 2  | 14 | 1257:1471 |  | PLAY OFF |  |  |       |
| 9. LUCENEC          | 32 | 6      | 26 |  | 2366:2837 | 38 | 4    | 12 | 1212:1348 | 2  | 14 | 1154:1489 |  |          |  |  |       |

**BASKETBAL - ČESKÁ LIGA**

| ČÍSLO UDAL       | DEŇ | ZÁPASY 2. KOLA | PREDBEŽNÉ KURZY / SKUTOČNÉ KURZY |       |       |      | VÁŠ TIP | VÝSLEDOK |
|------------------|-----|----------------|----------------------------------|-------|-------|------|---------|----------|
|                  |     |                | 1                                | 10    | 0     | 02   |         |          |
| 09.10. KOLIN     | -   | DEČÍN          | 2,70                             | 2,25  | 16,00 | 1,35 | 1,50    |          |
| 09.10. OPAVA     | -   | HR.KRALOVE     | 1,05                             | 1,01  | 20,00 | 6,30 | 9,00    |          |
| 09.10. PARDUBICE | -   | NH OSTRAVA     | 1,07                             | 1,03  | 20,00 | 5,60 | 7,80    |          |
| 09.10. SVITAVY   | -   | NYMBURK        | 15,00                            | 10,00 | 25,00 | 1,00 | 1,01    |          |
| 09.10. USK PRAHA | -   | BRNO           | 1,30                             | 1,20  | 18,00 | 2,90 | 3,60    |          |
| 09.10. USTI N.L. | -   | OLOMOUCKO      | 1,85                             | 1,70  | 15,00 | 1,75 | 1,95    |          |

| ČÍSLO UDAL        | DEŇ | ZÁPASY 3. KOLA | PREDBEŽNÉ KURZY / SKUTOČNÉ KURZY |       |       |      | VÁŠ TIP | VÝSLEDOK |
|-------------------|-----|----------------|----------------------------------|-------|-------|------|---------|----------|
|                   |     |                | 1                                | 10    | 0     | 02   |         |          |
| 12.10. PARDUBICE  | -   | BRNO           | 1,04                             | 1,01  | 20,00 | 7,00 | 10,00   |          |
| 12.10. NH OSTRAVA | -   | SVITAVY        | 3,60                             | 2,90  | 18,00 | 1,20 | 1,30    |          |
| 12.10. KOLIN      | -   | NYMBURK        | 15,00                            | 10,00 | 25,00 | 1,00 | 1,01    |          |
| 12.10. DEČÍN      | -   | OPAVA          | 1,65                             | 1,50  | 15,50 | 2,00 | 2,25    |          |
| 12.10. HR.KRALOVÉ | -   | USTI N.L.      | 2,50                             | 2,15  | 16,00 | 1,40 | 1,55    |          |
| 12.10. OLOMOUCKO  | -   | USK PRAHA      | 1,30                             | 1,20  | 18,00 | 2,90 | 3,60    |          |

**KONEČNÉ TABUĽKY MINULÉHO ROČNÍKA**

| SKUPINA A1   |    | CELKOM |    |  |           |    | DOMA |    |           |    |    | VONKU     |  |            |  |  | POZN. |
|--------------|----|--------|----|--|-----------|----|------|----|-----------|----|----|-----------|--|------------|--|--|-------|
| 1. NYMBURK   | 36 | 36     | 0  |  | 3472:2623 | 72 | 18   | 0  | 1797:1306 | 18 | 0  | 1675:1317 |  | PLAY OFF   |  |  |       |
| 2. SVITAVY   | 36 | 22     | 14 |  | 2989:2873 | 44 | 12   | 6  | 1503:1373 | 10 | 8  | 1486:1500 |  | PLAY OFF   |  |  |       |
| 3. DEČÍN     | 36 | 20     | 16 |  | 2886:2915 | 40 | 12   | 6  | 1480:1398 | 8  | 10 | 1406:1517 |  | PLAY OFF   |  |  |       |
| 4. OLOMOUCKO | 36 | 20     | 16 |  | 3222:2983 | 40 | 13   | 5  | 1666:1435 | 7  | 11 | 1556:1548 |  | PLAY OFF   |  |  |       |
| 5. PARDUBICE | 36 | 20     | 16 |  | 3002:2875 | 40 | 12   | 6  | 1538:1370 | 8  | 10 | 1464:1505 |  | PLAY OFF   |  |  |       |
| 6. OPAVA     | 36 | 19     | 17 |  | 2960:2945 | 38 | 13   | 5  | 1531:1339 | 6  | 12 | 1429:1606 |  | PLAY OFF   |  |  |       |
| 7. USTI N.L. | 36 | 17     | 19 |  | 2888:3005 | 34 | 9    | 9  | 1452:1479 | 8  | 10 | 1436:1526 |  | O PLAY OFF |  |  |       |
| 8. BRNO      | 36 | 11     | 25 |  | 2592:2935 | 22 | 8    | 10 | 1350:1467 | 3  | 15 | 1242:1468 |  | O PLAY OFF |  |  |       |

| SKUPINA A2     |    | CELKOM |    |  |           |    | DOMA |    |           |   |    | VONKU     |  |            |  |  | POZN. |
|----------------|----|--------|----|--|-----------|----|------|----|-----------|---|----|-----------|--|------------|--|--|-------|
| 9. USK PRAHA   | 34 | 15     | 19 |  | 2693:2733 | 30 | 8    | 9  | 1372:1371 | 7 | 10 | 1321:1362 |  | O PLAY OFF |  |  |       |
| 10. KOLIN      | 34 | 14     | 20 |  | 2914:3072 | 28 | 8    | 9  | 1536:1524 | 6 | 11 | 1378:1548 |  | O PLAY OFF |  |  |       |
| 11. NH OSTRAVA | 34 | 10     | 24 |  | 2778:3125 | 20 | 8    | 9  | 1495:1505 | 2 | 15 | 1283:1620 |  |            |  |  |       |
| 12. HR.KRALOVÉ | 34 | 8      | 26 |  | 2748:3060 | 16 | 7    | 10 | 1404:1453 | 1 | 16 | 1344:1607 |  | BARÁŽ      |  |  |       |

**BASKETBAL - ČESKÁ LIGA, ŽENY**

| KONEČNÁ TABUĽKA     |    | CELKOM |   |  |           |    | DOMA |   |          |    |   | VONKU    |  |          |  |  | POZN. |
|---------------------|----|--------|---|--|-----------|----|------|---|----------|----|---|----------|--|----------|--|--|-------|
| 1. USK PRAHA Ž      | 20 | 20     | 0 |  | 2183:998  | 40 | 10   | 0 | 1087:444 | 10 | 0 | 1096:554 |  | PLAY OFF |  |  |       |
| 2. KP BRNO Ž        | 20 | 15     | 5 |  | 1488:1265 | 35 | 8    | 2 | 743:613  | 7  | 3 | 745:652  |  | PLAY OFF |  |  |       |
| 3. ZABINY BRNO Ž    | 20 | 14     | 6 |  | 1574:1313 | 34 | 7    | 3 | 799:628  | 7  | 3 | 775:685  |  | PLAY OFF |  |  |       |
| 4. NYMBURK Ž        | 20 | 13     | 7 |  | 1544:1359 | 33 | 8    | 2 | 854:676  | 5  | 5 | 710:683  |  | PLAY OFF |  |  |       |
| 5. HRADEC KRALOVÉ Ž | 20 | 13</   |   |  |           |    |      |   |          |    |   |          |  |          |  |  |       |



|                  |    |   |    |           |    |   |   |         |   |    |         |
|------------------|----|---|----|-----------|----|---|---|---------|---|----|---------|
| 11. STRAKONICE Ž | 20 | 1 | 19 | 1103:1723 | 21 | 1 | 9 | 553:833 | 0 | 10 | 550:890 |
|------------------|----|---|----|-----------|----|---|---|---------|---|----|---------|

**BASKETBAL - FRANCÚZSKA LIGA**

| ČÍSLO UDAL. | DEŇ          | ZÁPASY 3. KOLA | PREDBEŽNÉ KURZY / SKUTOČNÉ KURZY |      |      |       |      |      |  |  | VÁŠ TIP | VÝSLEDOK |
|-------------|--------------|----------------|----------------------------------|------|------|-------|------|------|--|--|---------|----------|
|             |              |                | 1                                | 10   | 0    | 02    | 2    |      |  |  |         |          |
| 12.10.      | CHALON SAONE | -              | CHALONS REIMS                    | 1,35 | 1,25 | 17,00 | 2,70 | 3,20 |  |  |         |          |
| 12.10.      | CHOLET       | -              | BOULAZAC                         | 1,65 | 1,50 | 15,50 | 2,00 | 2,25 |  |  |         |          |
| 12.10.      | DIJON        | -              | VILLEURBANNE                     | 2,40 | 2,05 | 16,00 | 1,45 | 1,60 |  |  |         |          |
| 12.10.      | PAU ORTHEZ   | -              | LE PORTEL                        | 1,30 | 1,20 | 18,00 | 2,90 | 3,60 |  |  |         |          |
| 12.10.      | BOURG        | -              | ORLEANS                          | 1,12 | 1,06 | 19,00 | 4,50 | 6,20 |  |  |         |          |
| 12.10.      | LIMOGES      | -              | MONACO                           | 2,00 | 1,80 | 15,00 | 1,65 | 1,80 |  |  |         |          |
| 12.10.      | NANTERRE     | -              | LE MANS                          | 1,75 | 1,60 | 15,50 | 1,85 | 2,05 |  |  |         |          |
| 12.10.      | ROANNE       | -              | GRAVELINES                       | 2,25 | 2,00 | 15,50 | 1,50 | 1,65 |  |  |         |          |
| 12.10.      | STRASBOURG   | -              | PARIS LEV.                       | 1,25 | 1,17 | 18,00 | 3,20 | 3,90 |  |  |         |          |

**VÝSLEDKY POSLEDNÝCH ZÁPASOV** (OZNAČENIE PÍSMENOM (V) ZNAMENÁ ZÁPAS HRANY VONKU)

|               |                   |         |                  |         |                   |        |         |        |
|---------------|-------------------|---------|------------------|---------|-------------------|--------|---------|--------|
| BOULAZAC      | VILLEURBANNE (V)  | 69: 78  | GRAVELINES (V)   | 106:108 | DIJON             | 68: 78 | LE MANS | 78: 72 |
| BOURG         | CHALONS REIMS (V) | 81: 79  | PAU ORTHEZ (V)   | 93: 87  | STRASBOURG        | 80: 72 |         |        |
| CHALON SAONE  | LE MANS (V)       | 80: 88  | MONACO           | 56: 80  | NANTERRE          | 75: 73 |         |        |
| CHALONS REIMS | BOURG             | 79: 81  | LE MANS (V)      | 72: 63  | PAU ORTHEZ        | 83: 88 |         |        |
| CHOLET        | VILLEURBANNE (V)  | 76: 85  | PARIS LEV.       | 74: 86  | ROANNE            | 85: 59 |         |        |
| DIJON         | NANTERRE          | 84: 80  | BOULAZAC (V)     | 78: 68  | LE PORTEL         | 88: 85 |         |        |
| GRAVELINES    | BOULAZAC          | 108:106 | NANTERRE (V)     | 80: 98  | MONACO (V)        | 62: 67 |         |        |
| LE MANS       | CHALON SAONE      | 88: 80  | CHALONS REIMS    | 63: 72  | BOULAZAC (V)      | 72: 78 |         |        |
| LE PORTEL     | STRASBOURG        | 72:103  | LIMOGES (V)      | 65: 66  | DIJON (V)         | 85: 88 |         |        |
| LIMOGES       | PARIS LEV. (V)    | 106:108 | LE PORTEL        | 66: 65  | VILLEURBANNE (V)  | 84: 94 |         |        |
| MONACO        | ROANNE            | 71: 65  | CHALON SAONE (V) | 80: 56  | GRAVELINES        | 67: 62 |         |        |
| NANTERRE      | DIJON (V)         | 80: 84  | GRAVELINES       | 98: 80  | CHALON SAONE (V)  | 73: 75 |         |        |
| ORLEANS       | PAU ORTHEZ        | 88: 87  | ROANNE (V)       | 81: 82  | PARIS LEV. (V)    | 87: 93 |         |        |
| PARIS LEV.    | LIMOGES           | 108:106 | CHOLET (V)       | 86: 74  | ORLEANS           | 93: 87 |         |        |
| PAU ORTHEZ    | ORLEANS (V)       | 87: 88  | BOURG            | 87: 93  | CHALONS REIMS (V) | 88: 83 |         |        |
| ROANNE        | MONACO (V)        | 65: 71  | ORLEANS          | 82: 81  | CHOLET (V)        | 59: 85 |         |        |
| STRASBOURG    | LE PORTEL (V)     | 103: 72 | VILLEURBANNE     | 88: 89  | BOURG (V)         | 72: 80 |         |        |
| VILLEURBANNE  | BOULAZAC          | 78: 69  | CHOLET           | 85: 76  | STRASBOURG (V)    | 89: 88 | LIMOGES | 94: 84 |

| TABUĽKA          | CELKOM | DOMA     | VONKU | POZN.    |     |          |          |
|------------------|--------|----------|-------|----------|-----|----------|----------|
| 1. VILLEURBANNE  | 4 4 0  | 346: 317 | 8 3 0 | 257: 229 | 1 0 | 89: 88   | PLAY OFF |
| 2. MONACO        | 3 3 0  | 218: 183 | 6 2 0 | 138: 127 | 1 0 | 80: 56   | PLAY OFF |
| 3. PARIS LEV.    | 3 3 0  | 287: 267 | 6 2 0 | 201: 193 | 1 0 | 86: 74   | PLAY OFF |
| 4. DIJON         | 3 3 0  | 250: 233 | 6 2 0 | 172: 165 | 1 0 | 78: 68   | PLAY OFF |
| 5. BOURG         | 3 3 0  | 254: 238 | 6 1 0 | 80: 72   | 2 0 | 174: 166 | PLAY OFF |
| 6. STRASBOURG    | 3 1 2  | 263: 241 | 2 0 1 | 88: 89   | 1 1 | 175: 152 | PLAY OFF |
| 7. NANTERRE      | 3 1 2  | 251: 239 | 2 1 0 | 96: 80   | 0 2 | 153: 159 | PLAY OFF |
| 8. CHOLET        | 3 1 2  | 235: 230 | 2 1 1 | 159: 145 | 0 1 | 76: 85   | PLAY OFF |
| 9. CHALONS REIMS | 3 1 2  | 234: 232 | 2 0 2 | 162: 169 | 1 0 | 72: 63   | PLAY OFF |
| 10. PAU ORTHEZ   | 3 1 2  | 262: 264 | 2 0 1 | 87: 93   | 1 1 | 175: 171 |          |
| 11. ORLEANS      | 3 1 2  | 256: 262 | 2 1 0 | 88: 87   | 0 2 | 168: 175 |          |
| 12. LE MANS      | 3 1 2  | 223: 230 | 2 1 1 | 151: 152 | 0 1 | 72: 78   |          |
| 13. LIMOGES      | 3 1 2  | 256: 267 | 2 1 0 | 66: 65   | 0 2 | 190: 202 |          |
| 14. BOULAZAC     | 4 1 3  | 321: 336 | 2 1 1 | 146: 150 | 0 2 | 175: 186 |          |
| 15. GRAVELINES   | 3 1 2  | 250: 271 | 2 1 0 | 108: 106 | 0 2 | 142: 165 |          |
| 16. CHALON SAONE | 3 1 2  | 211: 241 | 2 1 1 | 131: 153 | 0 1 | 80: 88   |          |
| 17. ROANNE       | 3 1 2  | 206: 237 | 2 1 0 | 82: 81   | 0 2 | 124: 156 | ZOSTUP   |
| 18. LE PORTEL    | 3 0 3  | 222: 257 | 0 0 1 | 72: 103  | 0 2 | 150: 154 | ZOSTUP   |

**BASKETBAL - FRANCÚZSKA LIGA, ŽENY**

| KONEČNÁ TABUĽKA         | CELKOM   | DOMA      | VONKU    | POZN.   |      |         |          |
|-------------------------|----------|-----------|----------|---------|------|---------|----------|
| 1. LYON Ž               | 22 18 4  | 1694:1409 | 40,1 9 1 | 830:657 | 9 3  | 864:752 | PLAY OFF |
| 2. BOURGES Ž            | 22 18 4  | 1722:1351 | 40 9 2   | 900:677 | 9 2  | 822:674 | PLAY OFF |
| 3. MONTPELLIER Ž        | 22 16 6  | 1780:1558 | 38 9 2   | 885:746 | 7 4  | 895:812 | PLAY OFF |
| 4. CHARLEVILLE Ž        | 22 13 9  | 1625:1543 | 35 9 2   | 878:798 | 4 7  | 747:745 | PLAY OFF |
| 5. ROCHE VENDEE Ž       | 22 12 10 | 1600:1581 | 34,1 9 2 | 836:744 | 3 8  | 764:837 | PLAY OFF |
| 6. B.LANDES Ž           | 22 12 10 | 1502:1481 | 34 8 3   | 800:711 | 4 7  | 702:770 | PLAY OFF |
| 7. LANDERNEAU Ž         | 22 10 12 | 1485:1583 | 32 5 6   | 718:797 | 5 6  | 767:786 | PLAY OFF |
| 8. TARBES Ž             | 22 9 13  | 1375:1521 | 31,1 5 7 | 709:802 | 4 6  | 666:719 | PLAY OFF |
| 9. VILLENEUVE D' ASCQ Ž | 22 9 13  | 1558:1582 | 31 6 5   | 799:749 | 3 8  | 759:833 | PLAY OFF |
| 10. ST.AMAND HAINAULT Ž | 22 7 15  | 1475:1624 | 29 5 6   | 713:768 | 2 9  | 762:856 | PLAY OFF |
| 11. NANTES Ž            | 22 6 16  | 1447:1726 | 28 4 7   | 739:845 | 2 9  | 708:881 | PLAY OFF |
| 12. MONDEVILLE Ž        | 22 2 20  | 1323:1627 | 24 1 10  | 678:807 | 1 10 | 645:820 | PLAY OFF |

**BASKETBAL - TALIANSKA LIGA**

| ČÍSLO UDAL. | DEŇ           | ZÁPASY 4. KOLA | PREDBEŽNÉ KURZY / SKUTOČNÉ KURZY |      |      |       |      |      |  |  | VÁŠ TIP | VÝSLEDOK |
|-------------|---------------|----------------|----------------------------------|------|------|-------|------|------|--|--|---------|----------|
|             |               |                | 1                                | 10   | 0    | 02    | 2    |      |  |  |         |          |
| 13.10.      | BRESCIA       | -              | TRENTO                           | 1,70 | 1,55 | 15,50 | 1,90 | 2,15 |  |  |         |          |
| 13.10.      | F.BOLOGNA     | -              | TREVISO                          | 1,30 | 1,20 | 18,00 | 2,00 | 3,60 |  |  |         |          |
| 13.10.      | MILAN         | -              | BRINDISI                         | 1,12 | 1,06 | 19,00 | 4,50 | 6,20 |  |  |         |          |
| 13.10.      | PESARO        | -              | V.BOLOGNA                        | 2,25 | 2,00 | 15,50 | 1,50 | 1,65 |  |  |         |          |
| 12.10.      | PISTOIA       | -              | ROMA                             | 1,75 | 1,60 | 15,50 | 1,85 | 2,05 |  |  |         |          |
| 13.10.      | REGGIO EMILIA | -              | CREMONA                          | 1,98 | 1,71 | 14,00 | 1,67 | 1,85 |  |  |         |          |
| 13.10.      | SASSARI       | -              | TRIESTE                          | 1,30 | 1,20 | 18,00 | 2,90 | 3,60 |  |  |         |          |
| 13.10.      | U.VENEZIA     | -              | CANTU                            | 1,20 | 1,12 | 18,00 | 3,60 | 4,50 |  |  |         |          |

**VÝSLEDKY POSLEDNÝCH ZÁPASOV** (OZNAČENIE PÍSMENOM (V) ZNAMENÁ ZÁPAS HRANY VONKU)

|               |               |        |                   |        |               |        |
|---------------|---------------|--------|-------------------|--------|---------------|--------|
| BRESCIA       | BRINDISI (V)  | 78: 88 | MILAN (V)         | 73: 65 | REGGIO EMILIA | 90: 82 |
| BRINDISI      | BRESCIA       | 88: 78 | ROMA (V)          | 87: 63 | CANTU         | 64: 69 |
| CANTU         | REGGIO EMILIA | 75: 92 | BRINDISI (V)      | 69: 64 |               |        |
| CREMONA       | ROMA (V)      | 94: 97 | TREVISO           | 89: 87 |               |        |
| F.BOLOGNA     | VARESE (V)    | 60: 83 | U.VENEZIA         | 89: 82 | PESARO (V)    | 80: 72 |
| MILAN         | TRIESTE       | 88: 73 | BRESCIA           | 65: 73 | TREVISO (V)   | 75: 53 |
| PESARO        | SASSARI (V)   | 79: 99 | F.BOLOGNA         | 72: 80 |               |        |
| PISTOIA       | TREVISO (V)   | 72: 87 | V.BOLOGNA         | 78: 88 | TRENTO (V)    | 75: 88 |
| REGGIO EMILIA | CANTU (V)     | 92: 75 | TRENTO            | 76: 86 | BRESCIA (V)   | 82: 90 |
| ROMA          | CREMONA       | 97: 94 | BRINDISI          | 63: 87 | V.BOLOGNA (V) | 67: 74 |
| SASSARI       | TRENTO (V)    | 76: 73 | PESARO            | 99: 79 | VARESE (V)    | 74: 52 |
| TRENTO        | SASSARI       | 73: 76 | REGGIO EMILIA (V) | 86: 76 | PISTOIA       | 88: 75 |
| TREVISO       | PISTOIA       | 87: 72 | CREMONA (V)       | 87: 89 | MILAN         | 53: 75 |
| TRIESTE       | MILAN (V)     | 73: 88 | VARESE            | 62: 92 | U.VENEZIA (V) | 73: 78 |
| U.VENEZIA     | V.BOLOGNA (V) | 70: 75 | F.BOLOGNA (V)     | 82: 89 | TRIESTE       | 78: 73 |
| V.BOLOGNA     | U.VENEZIA     | 75: 70 | PISTOIA (V)       | 88: 78 | ROMA          | 74: 67 |
| VARESE        | F.BOLOGNA     | 83: 60 | TRIESTE (V)       | 92: 62 | SASSARI       | 52: 74 |

| TABUĽKA          | CELKOM | DOMA     | VONKU | POZN.    |     |          |          |
|------------------|--------|----------|-------|----------|-----|----------|----------|
| 1. SASSARI       | 3 3 0  | 249: 204 | 6 1 0 | 99: 79   | 2 0 | 150: 125 | PLAY OFF |
| 2. V.BOLOGNA     | 3 3 0  | 237: 215 | 6 2 0 | 149: 137 | 1 0 | 88: 78   | PLAY OFF |
| 3. VARESE        | 3 2 1  | 227: 196 | 4 1 1 | 135: 134 | 1 0 | 92: 62   | PLAY OFF |
| 4. BRINDISI      | 3 2 1  | 239: 210 | 4 1 1 | 152: 147 | 1 0 | 87: 63   | PLAY OFF |
| 5. MILAN         | 3 2 1  | 228: 199 | 4 1 1 | 153: 146 | 1 0 | 75: 53   | PLAY OFF |
| 6. TRENTO        | 3 2 1  | 247: 227 | 4 1 1 | 161: 151 | 1 0 | 86: 76   | PLAY OFF |
| 7. BRESCIA       | 3 2 1  | 241: 235 | 4 1 0 | 90: 82   | 1 1 | 151: 153 | PLAY OFF |
| 8. F.BOLOGNA     | 3 2 1  | 229: 237 | 4 1 0 | 89: 82   | 1 1 | 140: 155 | PLAY OFF |
| 9. REGGIO EMILIA | 3 1 2  | 250: 251 | 2 0 1 | 76: 86   | 1 1 | 174: 165 |          |
| 10. CREMONA      | 2 1 1  | 183: 184 | 2 1 0 | 89: 87   | 0 1 | 94: 97   |          |
| 11. U.VENEZIA    | 3 1 2  | 230: 237 | 2 1 0 | 78: 73   | 0 2 | 152: 164 |          |
| 12. TREVISO      | 3 1 2  | 227: 236 | 2 1 1 | 140: 147 | 0 1 | 87: 89   |          |
| 13. CANTU        | 2 1 1  | 144: 156 | 2 0 1 | 75: 92   | 1 0 | 69: 64   |          |
| 14. ROMA         | 3 1 2  | 227: 255 | 2 1 1 | 160: 181 | 0 1 | 67: 74   |          |
| 15. PESARO       | 2 0 2  | 151: 179 | 0 0 1 | 72: 80   | 0 1 | 79: 99   |          |
| 16. PISTOIA      | 3 0 3  | 225: 263 | 0 0 1 | 78: 88   | 0 2 | 147: 175 | ZOSTUP   |
| 17. TRIESTE      | 3 0 3  | 208: 258 | 0 0 1 | 62: 92   | 0 2 | 146: 166 | ZOSTUP   |

**BASKETBAL - TALIANSKA LIGA, ŽENY**

| KONEČNÁ TABUĽKA   | CELKOM  | DOMA      | VONKU   | POZN.   |     |         |               |
|-------------------|---------|-----------|---------|---------|-----|---------|---------------|
| 1. SCHIO Ž        | 20 17 3 | 1561:1205 | 34 9 1  | 772:579 | 8 2 | 789:626 | SF PLAY OFF   |
| 2. VENEZIA Ž      | 20 17 3 | 1525:1219 | 34 10 1 | 842:678 | 7 2 | 683:541 | SF PLAY OFF   |
| 3. RAGUSA Ž       | 20 16 4 | 1513:1232 | 32 9 1  | 762:622 | 7 3 | 715:610 | SF PLAY OFF   |
| 4. SAN MARTINO Ž  | 20 13 7 | 1343:1223 | 26 10 1 | 774:642 | 3 6 | 569:581 | SF PLAY OFF   |
| 5. BRONI Ž        | 20 13 7 | 1389:1326 | 26 8 2  | 723:630 | 5 5 | 666:696 | SF PLAY OFF   |
| 6. LUCCA Ž        | 20 9 11 | 1383:1398 | 18 5 5  | 689:699 | 4 6 | 694:699 | SF PLAY OFF   |
| 7. SAN GIOVANNI Ž | 20 8 12 | 1335:1376 | 16 7 5  | 822:806 | 1 7 | 513:570 | O SF PLAY OFF |
| 8. VIGARANO Ž     | 20 7 13 | 1399:1534 | 14 4 7  | 789:852 | 3 6 | 610:682 | O SF PLAY OFF |
| 9. EMPOLI Ž       | 20 4 16 | 1266:1588 | 8 2 9   | 674:834 | 2 7 | 592:754 | O SF PLAY OFF |

|                           |    |   |    |           |   |   |   |         |   |   |         |               |
|---------------------------|----|---|----|-----------|---|---|---|---------|---|---|---------|---------------|
| 10. BATTIPAGLIA Ž         | 20 | 3 | 17 | 1233:1477 | 6 | 2 | 9 | 689:819 | 1 | 8 | 544:658 | 0 SF PLAY OFF |
| 11. FIXI PIRAMIS TORINO Ž | 20 | 3 | 17 | 1300:1669 | 6 | 2 | 8 | 653:835 | 1 | 9 | 647:834 |               |

**BASKETBAL - ŠPANIELSKA LIGA**

| ČÍSLO UDAL. | DEŇ          | ZÁPASY 4. KOLA | PREDBEŽNÉ KURZY / SKUTOČNÉ KURZY |      |      |       | VÁŠ TIP | VÝSLEDOK |   |  |
|-------------|--------------|----------------|----------------------------------|------|------|-------|---------|----------|---|--|
|             |              |                | 1                                | 10   | 0    | 02    |         |          | 2 |  |
| 12.10.      | SEVILLA      | -              | ZARAGOZA                         | 1,95 | 1,75 | 15,00 | 1,67    | 1,85     |   |  |
| 12.10.      | BURGOS       | -              | MURCIA                           | 1,50 | 1,35 | 16,00 | 2,25    | 2,70     |   |  |
| 12.10.      | TENERIFE     | -              | OBRAIDOIRO                       | 1,25 | 1,17 | 18,00 | 3,20    | 3,90     |   |  |
| 12.10.      | MALAGA       | -              | JOVENTUT                         | 1,25 | 1,17 | 18,00 | 3,20    | 3,90     |   |  |
| 13.10.      | REAL MADRID  | -              | FUENLABRADA                      | 1,03 | 1,01 | 21,00 | 7,25    | 10,50    |   |  |
| 13.10.      | GRAN CANARIA | -              | ANDORRA                          | 1,40 | 1,30 | 17,00 | 2,50    | 2,90     |   |  |
| 13.10.      | BILBAO       | -              | BASKONIA                         | 2,50 | 2,15 | 16,00 | 1,40    | 1,55     |   |  |
| 13.10.      | BARCELONA    | -              | VALENCIA                         | 1,22 | 1,15 | 18,00 | 3,40    | 4,20     |   |  |
| 13.10.      | ESTUDIANTES  | -              | MANRESA                          | 1,70 | 1,55 | 15,50 | 1,90    | 2,15     |   |  |

VÝSLEDKY POSLEDNÝCH ZÁPASOV (OZNAČENIE PISMENOM (V) ZNAMENÁ ZAPAS HRANY VONKU)

|              |                 |       |                 |       |                  |        |
|--------------|-----------------|-------|-----------------|-------|------------------|--------|
| ANDORRA      | BARCELONA       | 86:84 | FUENLABRADA     | 79:69 | VALENCIA (V)     | 68:89  |
| BARCELONA    | ANDORRA (V)     | 84:86 | BASKONIA        | 95:87 | OBRAIDOIRO (V)   | 92:86  |
| BASKONIA     | MALAGA          | 77:78 | BARCELONA (V)   | 87:95 | ESTUDIANTES      | 105:82 |
| BILBAO       | OBRAIDOIRO (V)  | 96:98 | VALENCIA        | 83:79 | TENERIFE (V)     | 81:67  |
| BURGOS       | JOVENTUT (V)    | 82:74 | MANRESA         | 79:65 | FUENLABRADA (V)  | 87:76  |
| ESTUDIANTES  | FUENLABRADA (V) | 85:93 | GRAN CANARIA    | 82:78 | BASKONIA (V)     | 82:105 |
| FUENLABRADA  | ESTUDIANTES     | 93:85 | ANDORRA (V)     | 69:79 | BURGOS           | 76:87  |
| GRAN CANARIA | MANRESA (V)     | 75:74 | ESTUDIANTES (V) | 78:82 | ZARAGOZA         | 73:79  |
| JOVENTUT     | BURGOS          | 74:82 | SEVILLA (V)     | 88:95 | REAL MADRID      | 69:88  |
| MALAGA       | BASKONIA (V)    | 78:77 | TENERIFE        | 80:88 | MANRESA (V)      | 69:79  |
| MANRESA      | GRAN CANARIA    | 74:75 | BURGOS (V)      | 65:79 | MALAGA           | 79:69  |
| MURCIA       | ZARAGOZA        | 89:73 | REAL MADRID (V) | 69:97 | SEVILLA          | 90:78  |
| OBRAIDOIRO   | BILBAO          | 98:96 | ZARAGOZA (V)    | 64:96 | BARCELONA        | 86:92  |
| REAL MADRID  | TENERIFE (V)    | 76:71 | MURCIA          | 97:69 | JOVENTUT (V)     | 88:69  |
| SEVILLA      | VALENCIA (V)    | 72:95 | JOVENTUT        | 95:88 | MURCIA (V)       | 78:90  |
| TENERIFE     | REAL MADRID     | 71:76 | MALAGA (V)      | 88:80 | BILBAO           | 67:81  |
| VALENCIA     | SEVILLA         | 95:72 | BILBAO (V)      | 79:83 | ANDORRA          | 89:68  |
| ZARAGOZA     | MURCIA (V)      | 73:89 | OBRAIDOIRO      | 96:64 | GRAN CANARIA (V) | 79:73  |

| TABUĽKA          | CELKOM |    |   | DOMA    |    |   | VONKU |         |   | POZN. |         |          |
|------------------|--------|----|---|---------|----|---|-------|---------|---|-------|---------|----------|
|                  | 1      | 10 | 0 | 1       | 10 | 0 | 1     | 10      | 0 |       |         |          |
| 1. REAL MADRID   | 3      | 3  | 0 | 261:209 | 6  | 1 | 0     | 97:69   | 2 | 0     | 164:140 | PLAY OFF |
| 2. BURGOS        | 3      | 3  | 0 | 248:215 | 6  | 1 | 0     | 79:65   | 2 | 0     | 169:150 | PLAY OFF |
| 3. VALENCIA      | 3      | 2  | 1 | 263:223 | 4  | 2 | 0     | 184:140 | 0 | 1     | 79:83   | PLAY OFF |
| 4. ZARAGOZA      | 3      | 2  | 1 | 248:226 | 4  | 1 | 0     | 96:64   | 1 | 1     | 152:162 | PLAY OFF |
| 5. BILBAO        | 3      | 2  | 1 | 260:244 | 4  | 1 | 0     | 83:79   | 1 | 1     | 177:165 | PLAY OFF |
| 6. BARCELONA     | 3      | 2  | 1 | 271:259 | 4  | 1 | 0     | 95:87   | 1 | 1     | 176:172 | PLAY OFF |
| 7. MURCIA        | 3      | 2  | 1 | 248:248 | 4  | 2 | 0     | 179:151 | 0 | 1     | 69:97   | PLAY OFF |
| 8. ANDORRA       | 3      | 2  | 1 | 233:242 | 4  | 2 | 0     | 165:153 | 0 | 1     | 68:89   | PLAY OFF |
| 9. BASKONIA      | 3      | 1  | 2 | 269:255 | 2  | 1 | 1     | 182:160 | 0 | 1     | 87:95   |          |
| 10. MANRESA      | 3      | 1  | 2 | 218:223 | 2  | 1 | 1     | 153:144 | 0 | 1     | 65:79   |          |
| 11. GRAN CANARIA | 3      | 1  | 2 | 226:235 | 2  | 0 | 1     | 73:79   | 1 | 1     | 153:156 |          |
| 12. TENERIFE     | 3      | 1  | 2 | 226:237 | 2  | 0 | 2     | 138:157 | 1 | 0     | 88:80   |          |
| 13. FUENLABRADA  | 3      | 1  | 2 | 238:251 | 2  | 1 | 1     | 169:172 | 0 | 1     | 69:79   |          |
| 14. MALAGA       | 3      | 1  | 2 | 227:244 | 2  | 0 | 1     | 80:88   | 1 | 1     | 147:156 |          |
| 15. ESTUDIANTES  | 3      | 1  | 2 | 249:276 | 2  | 1 | 0     | 82:78   | 0 | 2     | 167:198 |          |
| 16. SEVILLA      | 3      | 1  | 2 | 245:273 | 2  | 1 | 0     | 95:88   | 0 | 2     | 150:185 |          |
| 17. OBRAIDOIRO   | 3      | 1  | 2 | 248:284 | 2  | 1 | 1     | 184:188 | 0 | 1     | 64:96   | ZOSTUP   |
| 18. JOVENTUT     | 3      | 0  | 3 | 231:265 | 0  | 0 | 2     | 143:170 | 0 | 1     | 88:95   | ZOSTUP   |

**BASKETBAL - ŠPANIELSKA LIGA, ŽENY**

| KONEČNÁ TABUĽKA      | CELKOM |    |    | DOMA      |    |    | VONKU |          |    | POZN. |          |             |
|----------------------|--------|----|----|-----------|----|----|-------|----------|----|-------|----------|-------------|
|                      | 1      | 10 | 0  | 1         | 10 | 0  | 1     | 10       | 0  |       |          |             |
| 1. SALAMANCA Ž       | 26     | 25 | 1  | 1945:1393 | 51 | 13 | 0     | 982:672  | 12 | 1     | 963:721  | SF PLAY OFF |
| 2. U.GIRONA Ž        | 26     | 22 | 4  | 1971:1520 | 48 | 11 | 2     | 949:707  | 11 | 2     | 1022:813 | SF PLAY OFF |
| 3. CADI ICG S. Ž     | 26     | 19 | 7  | 1839:1641 | 45 | 12 | 1     | 1007:817 | 7  | 6     | 832:824  | SF PLAY OFF |
| 4. VALENCIA Ž        | 26     | 18 | 8  | 1766:1611 | 44 | 9  | 4     | 899:808  | 9  | 4     | 867:803  | SF PLAY OFF |
| 5. GERNIKA BIZKAIA Ž | 26     | 18 | 8  | 1845:1719 | 44 | 10 | 3     | 955:886  | 8  | 5     | 890:833  | SF PLAY OFF |
| 6. GIPUZKOA UPV Ž    | 26     | 15 | 11 | 1639:1610 | 41 | 7  | 6     | 802:772  | 8  | 5     | 837:838  | SF PLAY OFF |
| 7. ARASKI Ž          | 26     | 10 | 16 | 1607:1761 | 36 | 7  | 6     | 820:848  | 3  | 10    | 787:913  | SF PLAY OFF |
| 8. M.F.ZARAGOZA Ž    | 26     | 10 | 16 | 1565:1724 | 36 | 7  | 6     | 807:806  | 3  | 10    | 758:918  | SF PLAY OFF |
| 9. ENSINO LUGO Ž     | 26     | 9  | 17 | 1731:1833 | 35 | 5  | 8     | 905:904  | 4  | 9     | 826:929  |             |
| 10. AL QAZERES Ž     | 26     | 9  | 17 | 1724:1854 | 35 | 4  | 9     | 856:896  | 5  | 8     | 868:958  |             |
| 11. BEMBIBRE Ž       | 26     | 9  | 17 | 1538:1719 | 35 | 4  | 9     | 774:856  | 5  | 8     | 764:863  |             |
| 12. ZAMARAT Ž        | 26     | 8  | 18 | 1648:1834 | 34 | 5  | 8     | 888:972  | 3  | 10    | 760:862  |             |
| 13. SANT ADRIA Ž     | 26     | 7  | 19 | 1658:1853 | 33 | 5  | 8     | 843:866  | 2  | 11    | 815:987  |             |
| 14. U.FERROL Ž       | 26     | 3  | 23 | 1517:1921 | 29 | 2  | 11    | 751:945  | 1  | 12    | 766:976  |             |
| 15. ESTUDIANTES Ž    | 0      | 0  | 0  | 0:0       | 0  | 0  | 0     | 0:0      | 0  | 0     | 0:0      |             |

**BASKETBAL - NEMECKÁ LIGA**

| ČÍSLO UDAL. | DEŇ             | ZÁPASY 3. KOLA | PREDBEŽNÉ KURZY / SKUTOČNÉ KURZY |      |      |       | VÁŠ TIP | VÝSLEDOK |   |  |
|-------------|-----------------|----------------|----------------------------------|------|------|-------|---------|----------|---|--|
|             |                 |                | 1                                | 10   | 0    | 02    |         |          | 2 |  |
| 11.10.      | GIESSEN         | -              | HAMBURG                          | 1,40 | 1,30 | 17,00 | 2,50    | 2,90     |   |  |
| 12.10.      | OLDENBURG       | -              | LUDWIGSBURG                      | 1,27 | 1,18 | 19,00 | 3,10    | 3,80     |   |  |
| 12.10.      | BAYERN          | -              | BRAUNSCHWEIG                     | 1,05 | 1,01 | 20,00 | 6,30    | 9,00     |   |  |
| 12.10.      | BONN            | -              | CRAILSHEIM                       | 1,12 | 1,06 | 19,00 | 4,50    | 6,20     |   |  |
| 13.10.      | GÖTTINGEN       | -              | VECHTA                           | 2,05 | 1,85 | 15,50 | 1,60    | 1,75     |   |  |
| 13.10.      | MITTELDEUTSCHER | -              | BAMBERG                          | 3,90 | 3,20 | 18,00 | 1,17    | 1,25     |   |  |
| 13.10.      | BAYREUTH        | -              | WURZBURG                         | 1,60 | 1,45 | 16,00 | 2,05    | 2,40     |   |  |

VÝSLEDKY POSLEDNÝCH ZÁPASOV (OZNAČENIE PISMENOM (V) ZNAMENÁ ZAPAS HRANY VONKU)

|              |                  |        |                  |        |
|--------------|------------------|--------|------------------|--------|
| ALBA BERLIN  | VECHTA           | 101:78 | BAMBERG (V)      | 78:74  |
| BAMBERG      | ALBA BERLIN      | 74:78  | BAYREUTH (V)     | 88:75  |
| BAYERN       | FRANKFURT (V)    | 81:77  | HAMBURG          | 111:55 |
| BAYREUTH     | CRAILSHEIM (V)   | 76:83  | BAMBERG          | 75:88  |
| BONN         | LUDWIGSBURG (V)  | 80:94  | FRANKFURT        | 77:76  |
| BRAUNSCHWEIG | ULM              | 94:88  | GÖTTINGEN (V)    | 96:77  |
| CRAILSHEIM   | BAYREUTH         | 83:76  | GIESSEN (V)      | 108:92 |
| FRANKFURT    | BAYERN           | 77:81  | BONN (V)         | 76:77  |
| GIESSEN      | CRAILSHEIM       | 92:108 |                  |        |
| GÖTTINGEN    | WURZBURG (V)     | 75:90  | BRAUNSCHWEIG     | 77:96  |
| HAMBURG      | MITTELDEUTS.     | 83:104 | BAYERN (V)       | 55:111 |
| LUDWIGSBURG  | BONN             | 94:80  | MITTELDEUTS. (V) | 89:87  |
| MITTELDEUTS. | HAMBURG (V)      | 104:83 | LUDWIGSBURG      | 87:89  |
| OLDENBURG    | VECHTA (V)       | 73:68  | WURZBURG         | 90:82  |
| ULM          | BRAUNSCHWEIG (V) | 88:94  | VECHTA           | 84:62  |
| VECHTA       | ALBA BERLIN (V)  | 78:101 | OLDENBURG        | 68:73  |
| WURZBURG     | GÖTTINGEN        | 90:75  | OLDENBURG (V)    | 82:90  |

| TABUĽKA         | CELKOM |    |   | DOMA    |    |   | VONKU |        |   | POZN. |         |          |
|-----------------|--------|----|---|---------|----|---|-------|--------|---|-------|---------|----------|
|                 | 1      | 10 | 0 | 1       | 10 | 0 | 1     | 10     | 0 |       |         |          |
| 1. BAYERN       | 2      | 2  | 0 | 192:132 | 4  | 1 | 0     | 111:55 | 1 | 0     | 81:77   | PLAY OFF |
| 2. ALBA BERLIN  | 2      | 2  | 0 | 179:152 | 4  | 1 | 0     | 101:78 | 1 | 0     | 78:74   | PLAY OFF |
| 3. BRAUNSCHWEIG | 2      | 2  | 0 | 190:165 | 4  | 1 | 0     | 94:88  | 1 | 0     | 96:77   | PLAY OFF |
| 4. CRAILSHEIM   | 2      | 2  | 0 | 191:168 | 4  | 1 | 0     | 83:76  | 1 | 0     | 108:92  | PLAY OFF |
| 5. LUDWIGSBURG  | 2      | 2  | 0 | 183:167 | 4  | 1 | 0     | 94:80  | 1 | 0     | 89:87   | PLAY OFF |
| 6. OLDENBURG    | 2      | 2  | 0 | 163:150 | 4  | 1 | 0     | 90:82  | 1 | 0     | 73:68   | PLAY OFF |
| 7. MITTELDEUTS. | 2      | 1  | 1 | 191:172 | 2  | 0 | 1     | 87:89  | 1 | 0     | 104:83  | PLAY OFF |
| 8. ULM          | 2      | 1  | 1 | 172:156 | 2  | 1 | 0     | 84:62  | 0 | 1     | 88:94   | PLAY OFF |
| 9. BAMBERG      | 2      | 1  | 1 | 162:153 | 2  | 0 | 1     | 74:78  | 1 | 0     | 88:75   |          |
| 10. WURZBURG    | 2      | 1  | 1 | 172:165 | 2  | 1 | 0     | 90:75  | 0 | 1     | 82:90   |          |
| 11. BONN        | 2      | 1  | 1 | 157:170 | 2  | 1 | 0     | 77:76  | 0 | 1     | 80:94   |          |
| 12. FRANKFURT   | 2      | 0  | 2 | 153:158 | 0  | 0 | 1     | 77:81  | 0 | 1     | 76:77   |          |
| 13. GIESSEN     | 1      | 0  | 1 | 92:108  | 0  | 0 | 1     | 92:108 | 0 | 0     | 0:0     |          |
| 14. BAYREUTH    | 2      | 0  | 2 | 151:171 | 0  | 0 | 1     | 75:88  | 0 | 1     | 76:83   |          |
| 15. GÖTTINGEN   | 2      | 0  | 2 | 152:186 | 0  | 0 | 1     | 77:96  | 0 | 1     | 75:90   |          |
| 16. VECHTA      | 3      | 0  | 3 | 208:258 | 0  | 0 | 1     | 68:73  | 0 | 2     | 140:185 |          |
| 17. HAMBURG     | 2      | 0  | 2 | 138:215 | 0  | 0 | 1     | 83:104 | 0 | 1     | 55:111  | ZOSTUP   |

**BASKETBAL - GRÉCKA LIGA**

| ČÍSLO UDAL. | DEŇ        | ZÁPASY 3. KOLA | PREDBEŽNÉ KURZY / SKUTOČNÉ KURZY |      |      |       | VÁŠ TIP | VÝSLEDOK |   |  |
|-------------|------------|----------------|----------------------------------|------|------|-------|---------|----------|---|--|
|             |            |                | 1                                | 10   | 0    | 02    |         |          | 2 |  |
| 13.10.      | BC LARISSA | -              | ARIS SOLUN                       | 1,80 | 1,65 | 15,00 | 1,80    | 2,00     |   |  |
| 12.10.      | LEMNOS     | -              | AEK ATHENS                       | 2,90 | 2,50 | 17,00 | 1,30    |          |   |  |

| 13.10.<br>12.10.                   | PANATHINAIKOS<br>PERISTERI | -       | PROMITHEAS P.<br>PANIONIOS | 1,01<br>1,10 | 1,00<br>1,05 | 25,00<br>19,00 | 10,00<br>5,00 | 15,00<br>7,00 |  |  |  |  |
|------------------------------------|----------------------------|---------|----------------------------|--------------|--------------|----------------|---------------|---------------|--|--|--|--|
| <b>VÝSLEDKY POSLEDNÝCH ZAPASOV</b> |                            |         |                            |              |              |                |               |               |  |  |  |  |
| AEK ATHENS                         | KOLOSSOS                   | 93: 69  | PANATHINAIKOS (V)          | 68: 89       |              |                |               |               |  |  |  | (OZNACENIE PISMENOM (V) ZNAMENA ZAPAS HRANY VONKU) |
| ARIS SOLUN                         | IRAKLIS (V)                | 66: 82  | PAOK SOLUN                 | 85: 82       |              |                |               |               |  |  |  |  |
| BC LARISSA                         | PAOK SOLUN (V)             | 61: 87  | PROMITHEAS P.              | 69: 96       |              |                |               |               |  |  |  |  |
| GS LAVRIO                          | PANATHINAIKOS              | 81:112  | IONIKOS (V)                | 94: 90       |              |                |               |               |  |  |  |  |
| IONIKOS                            | PROMITHEAS P. (V)          | 80: 87  | GS LAVRIO                  | 90: 94       |              |                |               |               |  |  |  |  |
| IRAKLIS                            | ARIS SOLUN                 | 82: 66  | PERISTERI (V)              | 59: 75       |              |                |               |               |  |  |  |  |
| KOLOSSOS                           | AEK ATHENS (V)             | 69: 93  | PANIONIOS                  | 89: 61       |              |                |               |               |  |  |  |  |
| LEMNOS                             | PANIONIOS (V)              | 83: 69  | RETHYMNIO                  | 66: 50       |              |                |               |               |  |  |  |  |
| PAOK SOLUN                         | BC LARISSA                 | 87: 61  | ARIS SOLUN (V)             | 82: 85       |              |                |               |               |  |  |  |  |
| PANATHINAIKOS                      | GS LAVRIO (V)              | 112: 81 | AEK ATHENS                 | 89: 68       |              |                |               |               |  |  |  |  |
| PANIONIOS                          | LEMNOS                     | 69: 83  | KOLOSSOS (V)               | 61: 89       |              |                |               |               |  |  |  |  |
| PERISTERI                          | RETHYMNIO (V)              | 79: 60  | IRAKLIS                    | 75: 59       |              |                |               |               |  |  |  |  |
| PROMITHEAS P.                      | IONIKOS                    | 87: 80  | BC LARISSA (V)             | 96: 69       |              |                |               |               |  |  |  |  |
| RETHYMNIO                          | PERISTERI                  | 60: 79  | LEMNOS (V)                 | 50: 66       |              |                |               |               |  |  |  |  |

| TABULKA          | CELKOM | DOMA     | VONKU | POZN.   |
|------------------|--------|----------|-------|---------|
| 1. PANATHINAIKOS | 2 2 0  | 201: 149 | 4 1 0 | 89: 68  |
| 2. PERISTERI     | 2 2 0  | 154: 119 | 4 1 0 | 75: 59  |
| 3. PROMITHEAS P. | 2 2 0  | 183: 149 | 4 1 0 | 87: 80  |
| 4. LEMNOS        | 2 2 0  | 149: 119 | 4 1 0 | 66: 50  |
| 5. PAOK SOLUN    | 2 1 1  | 169: 146 | 3 1 0 | 87: 61  |
| 6. KOLOSSOS      | 2 1 1  | 158: 154 | 3 1 0 | 89: 61  |
| 7. AEK ATHENS    | 2 1 1  | 161: 158 | 3 1 0 | 93: 69  |
| 8. IRAKLIS       | 2 1 1  | 141: 141 | 3 1 0 | 82: 66  |
| 9. ARIS SOLUN    | 2 1 1  | 151: 164 | 3 1 0 | 85: 82  |
| 10. GS LAVRIO    | 2 1 1  | 175: 202 | 3 0 1 | 81: 112 |
| 11. IONIKOS      | 2 0 2  | 170: 181 | 2 0 1 | 90: 94  |
| 12. RETHYMNIO    | 2 0 2  | 110: 145 | 2 0 1 | 60: 79  |
| 13. PANIONIOS    | 2 0 2  | 130: 172 | 2 0 1 | 69: 83  |
| 14. BC LARISSA   | 2 0 2  | 130: 183 | 2 0 1 | 69: 96  |

**BASKETBAL - VTB LEAGUE**

| TABULKA                | CELKOM | DOMA    | VONKU | POZN.   |
|------------------------|--------|---------|-------|---------|
| 1. CHIMKI MOSKVA       | 3 3 0  | 271:224 | 6 1 0 | 79:75   |
| 2. ZENIT PETERBURG     | 1 1 0  | 92:67   | 2 0 0 | 0:0     |
| 3. UNICS KAZAN         | 1 1 0  | 81:72   | 2 1 0 | 81:72   |
| 4. KUBAN KRASNODAR     | 1 1 0  | 88:80   | 2 0 0 | 0:0     |
| 5. CSKA MOSKVA         | 2 1 1  | 160:154 | 2 1 0 | 89:74   |
| 6. NIZNYJ NOVGOROD     | 1 1 0  | 105:99  | 2 1 0 | 105:99  |
| 7. ENISEJ KRASNOJARSK  | 2 1 1  | 166:177 | 2 1 1 | 166:177 |
| 8. ZIELONA GORA        | 3 1 2  | 231:257 | 2 0 1 | 67:92   |
| 9. AVTODOR SARATOV     | 1 0 1  | 86:89   | 0 0 1 | 86:89   |
| 10. TSMOKI MINSK       | 1 0 1  | 80:88   | 0 0 1 | 80:88   |
| 11. NUR SULTAN         | 1 0 1  | 72:81   | 0 0 0 | 0:0     |
| 12. PARMA PERM         | 2 0 2  | 173:194 | 0 0 0 | 0:0     |
| 13. KALEV/CRAMO TALLIN | 1 0 1  | 63:86   | 0 0 1 | 63:86   |

**BASKETBAL - JADRANSKA LIGA**

| KONECNA TABULKA               | CELKOM   | DOMA      | VONKU   | POZN.   |
|-------------------------------|----------|-----------|---------|---------|
| 1. CZ BEOGRAD                 | 22 21 1  | 1875:1517 | 43 11 0 | 973:768 |
| 2. CEDEVITA ZAGREB            | 22 16 6  | 1924:1769 | 38 9 2  | 969:850 |
| 3. BUDUCNOST PODGORICA        | 22 16 6  | 1783:1636 | 38 10 1 | 931:805 |
| 4. PARTIZAN BEOGRAD           | 22 14 8  | 1779:1663 | 36 8 3  | 881:809 |
| 5. FMP BEOGRAD                | 22 10 12 | 1736:1786 | 32 7 4  | 920:888 |
| 6. MEGA BEMAX BEOGRAD         | 22 10 12 | 1802:1880 | 32 6 5  | 905:898 |
| 7. CIBONA ZAGREB              | 22 9 13  | 1744:1810 | 31 7 4  | 873:850 |
| 8. ALEKSANDROVAC              | 22 8 14  | 1798:1869 | 30 5 6  | 941:893 |
| 9. MORNAR BAR                 | 22 8 14  | 1780:1907 | 30 6 5  | 953:953 |
| 10. ZADAR                     | 22 7 15  | 1803:1900 | 29 3 8  | 895:953 |
| 11. KRKA NOVO MESTO           | 22 7 15  | 1587:1776 | 29 6 5  | 828:836 |
| 12. CEDEVITA OLIMPIJA LUBLJAN | 22 6 16  | 1685:1783 | 28 6 5  | 865:859 |

**BASKETBAL - LITOVSKA LIGA**

| TABULKA                     | CELKOM | DOMA    | VONKU | POZN.   |
|-----------------------------|--------|---------|-------|---------|
| 1. ZALGIRIS KAUNAS          | 4 4 0  | 354:236 | 8 2 0 | 177:116 |
| 2. RYTAS VILNIUS            | 4 4 0  | 353:302 | 8 3 0 | 266:224 |
| 3. NEPTUNAS KLAIPEDA        | 4 2 2  | 319:313 | 4 2 1 | 244:228 |
| 4. BC PRIENAI               | 4 2 2  | 306:310 | 4 2 1 | 245:236 |
| 5. LIETKABELIS PANEVEZYS    | 3 2 1  | 226:234 | 4 1 0 | 74:61   |
| 6. PIENO ZVAIGZDES PASVALYS | 4 2 2  | 298:335 | 4 2 0 | 167:159 |
| 7. JUVENTUS UTENA           | 4 1 3  | 295:309 | 2 0 1 | 77:83   |
| 8. ALYTAUS DZUKIJA          | 4 1 3  | 282:303 | 2 1 0 | 68:62   |
| 9. SIAULIAI                 | 4 1 3  | 301:358 | 2 0 2 | 123:180 |
| 10. NEVEZIS KEDAINIAI       | 3 0 3  | 196:230 | 0 0 1 | 57:83   |

**BASKETBAL - TURECKA LIGA**

| TABULKA                | CELKOM | DOMA    | VONKU | POZN.  |
|------------------------|--------|---------|-------|--------|
| 1. P.KARSİYAKA         | 2 2 0  | 169:116 | 4 1 0 | 80:59  |
| 2. FENERBAHÇE          | 2 2 0  | 174:132 | 4 1 0 | 84:75  |
| 3. BURSASPOR           | 2 2 0  | 161:139 | 4 1 0 | 80:76  |
| 4. TURK ANKARA         | 2 2 0  | 160:144 | 4 1 0 | 78:66  |
| 5. TOFAS BURSA         | 2 1 1  | 199:160 | 3 1 0 | 123:80 |
| 6. GAZİANTEP           | 2 1 1  | 153:155 | 3 1 0 | 78:71  |
| 7. GALATASARAY         | 2 1 1  | 151:154 | 3 1 0 | 85:76  |
| 8. DARUSSAFKA          | 2 1 1  | 155:166 | 3 0 1 | 63:81  |
| 9. BANDIRMA            | 2 1 1  | 143:170 | 3 0 1 | 57:89  |
| 10. A.EFES             | 1 1 0  | 93:82   | 2 1 0 | 93:82  |
| 11. BESİKTAS İSTANBUL  | 1 1 0  | 80:75   | 2 0 0 | 0:0    |
| 12. AFYON BELEDİYE     | 2 0 2  | 149:160 | 2 0 1 | 78:82  |
| 13. BAĞÇESEHİR         | 2 0 2  | 151:165 | 2 0 1 | 75:80  |
| 14. ORMANSPOR GANKARA  | 2 0 2  | 163:179 | 2 0 1 | 81:86  |
| 15. DEMİR BÜYÜKÇEKMEÇE | 2 0 2  | 144:172 | 2 0 1 | 85:92  |
| 16. İSTANBUL BB        | 2 0 2  | 137:213 | 2 0 1 | 57:90  |

**BASKETBAL - IZRAELSKA LIGA**

| KONECNA TABULKA           | CELKOM   | DOMA      | VONKU   | POZN.     |
|---------------------------|----------|-----------|---------|-----------|
| 1. MACCABI T.A.           | 33 27 6  | 3013:2578 | 60 16 1 | 1554:1256 |
| 2. HAPOEL JERUSALEM       | 33 24 9  | 2994:2727 | 57 14 3 | 1566:1374 |
| 3. HAPOEL HOLON           | 33 24 9  | 2907:2838 | 57 13 4 | 1534:1486 |
| 4. HAPOEL ELAT            | 33 22 11 | 2859:2635 | 55 14 3 | 1456:1284 |
| 5. NES ZIONA              | 33 16 17 | 2829:2865 | 49 9 7  | 1403:1391 |
| 6. MACCABI RISHON LE ZION | 33 15 18 | 2664:2734 | 48 10 6 | 1333:1298 |
| 7. HAPOEL BEER SHEVA      | 33 15 18 | 2712:2683 | 48 8 9  | 1441:1431 |
| 8. HAPOEL TEL AVIV        | 33 14 19 | 2765:2758 | 47 8 8  | 1380:1341 |
| 9. MACCABI ASHDOD         | 33 13 20 | 2741:2936 | 46 6 10 | 1316:1388 |
| 10. GALIL GILBOA          | 33 12 21 | 2799:3037 | 45 9 8  | 1469:1517 |
| 11. NAHARIYA              | 33 9 24  | 2539:2798 | 42 4 12 | 1248:1377 |
| 12. BNEI HERZLIYA         | 33 7 26  | 2528:2761 | 40 3 13 | 1183:1324 |

**BASKETBAL - BELGICKA LIGA**

| TABULKA               | CELKOM | DOMA    | VONKU | POZN.   |
|-----------------------|--------|---------|-------|---------|
| 1. OOSTENDE           | 3 3 0  | 258:199 | 6 2 0 | 168:139 |
| 2. MONS               | 3 3 0  | 207:173 | 6 1 0 | 78:58   |
| 3. KANGEROES MECHELEN | 4 2 2  | 291:293 | 6 1 1 | 144:137 |
| 4. LIMBURG UNITED     | 3 2 1  | 248:245 | 5 1 0 | 104:99  |
| 5. OKAPI AALSTAR      | 2 2 0  | 171:145 | 4 1 0 | 86:68   |
| 6. BRUSSELS BASKET    | 3 1 2  | 237:240 | 4 1 1 | 138:136 |
| 7. CHARLEROI          | 3 0 3  | 193:227 | 3 0 2 | 135:149 |
| 8. LEUVEN BEARS       | 3 0 3  | 185:235 | 3 0 1 | 57:65   |
| 9. LIEGE BASKET       | 3 0 3  | 181:238 | 3 0 1 | 60:90   |
| 10. GIANTS ANTWERP    | 1 1 0  | 84:60   | 2 1 0 | 84:60   |

**BASKETBAL - ŠVEDSKA LIGA**

| TABULKA                | CELKOM | DOMA    | VONKU | POZN.   |
|------------------------|--------|---------|-------|---------|
| 1. BC LULEÅ            | 3 3 0  | 281:230 | 6 1 0 | 100:59  |
| 2. NORRKÖPING DOLPHINS | 3 2 1  | 278:260 | 4 2 0 | 205:177 |

|                       |   |   |   |         |   |   |   |         |   |   |         |        |
|-----------------------|---|---|---|---------|---|---|---|---------|---|---|---------|--------|
| 3. KÖPING STARS       | 2 | 2 | 0 | 183:168 | 4 | 1 | 0 | 92:78   | 1 | 0 | 91:90   | SF     |
| 4. BORAS BASKET       | 2 | 1 | 1 | 178:175 | 2 | 1 | 1 | 178:175 | 0 | 0 | 0:0     | SF     |
| 5. DJURGARDEN BASKET  | 2 | 1 | 1 | 186:194 | 2 | 1 | 0 | 108:102 | 0 | 1 | 78:92   | SF     |
| 6. NASSJO BASKET      | 3 | 1 | 2 | 268:277 | 2 | 0 | 1 | 77:83   | 1 | 1 | 191:194 | SF     |
| 7. WETTERBYGDEN STARS | 3 | 1 | 2 | 226:261 | 2 | 1 | 0 | 83:73   | 0 | 2 | 143:188 | SF     |
| 8. SÖDERTÄLJE KINGS   | 0 | 0 | 0 | 0:0     | 0 | 0 | 0 | 0:0     | 0 | 0 | 0:0     | SF     |
| 9. JAMTLAND ÖSTERSUND | 3 | 0 | 3 | 277:288 | 0 | 0 | 2 | 175:180 | 0 | 1 | 102:108 | BARAŽ  |
| 10. UMEÅ              | 1 | 0 | 1 | 68:92   | 0 | 0 | 0 | 0:0     | 0 | 1 | 68:92   | ZOSTUP |

## BASKETBAL - RAKÚSKA LIGA

| TABUĽKA           | CELKOM |   |   |         | DOMA |   |   |       | VONKU |   |       |          | POZN. |
|-------------------|--------|---|---|---------|------|---|---|-------|-------|---|-------|----------|-------|
| 1. GMUNDEN        | 2      | 2 | 0 | 179:124 | 4    | 1 | 0 | 85:75 | 1     | 0 | 94:49 | PLAY OFF |       |
| 2. KLOSTERNEUBURG | 2      | 2 | 0 | 171:130 | 4    | 1 | 0 | 87:51 | 1     | 0 | 84:79 | PLAY OFF |       |
| 3. WELS           | 2      | 2 | 0 | 164:140 | 4    | 1 | 0 | 84:67 | 1     | 0 | 80:73 | PLAY OFF |       |
| 4. KAPPENBERG     | 2      | 1 | 1 | 153:136 | 2    | 1 | 0 | 91:73 | 0     | 1 | 62:63 | PLAY OFF |       |
| 5. SKN ST.PÖLTEN  | 2      | 1 | 1 | 168:163 | 2    | 1 | 0 | 95:72 | 0     | 1 | 73:91 | PLAY OFF |       |
| 6. OBERWART       | 2      | 1 | 1 | 138:147 | 2    | 1 | 0 | 63:62 | 0     | 1 | 75:85 | PLAY OFF |       |
| 7. TRAIKIRCHEN    | 2      | 1 | 1 | 139:163 | 2    | 1 | 0 | 88:76 | 0     | 1 | 51:87 | PLAY OFF |       |
| 8. BC VIENNA      | 2      | 0 | 2 | 149:168 | 0    | 0 | 1 | 73:80 | 0     | 1 | 76:88 | PLAY OFF |       |
| 9. GRAZ           | 2      | 0 | 2 | 151:179 | 0    | 0 | 1 | 79:84 | 0     | 1 | 72:95 | PLAY OFF |       |
| 10. VIENNA WOLVES | 2      | 0 | 2 | 116:178 | 0    | 0 | 1 | 49:94 | 0     | 1 | 67:84 | PLAY OFF |       |

## BASKETBAL - POĽSKÁ LIGA

| TABUĽKA              | CELKOM |   |   |         | DOMA |   |   |         | VONKU |   |         |          | POZN. |
|----------------------|--------|---|---|---------|------|---|---|---------|-------|---|---------|----------|-------|
| 1. PROKOM GDYNIA     | 2      | 2 | 0 | 163:131 | 4    | 1 | 0 | 87:66   | 1     | 0 | 76:65   | PLAY OFF |       |
| 2. TORUN             | 2      | 2 | 0 | 176:150 | 4    | 1 | 0 | 79:70   | 1     | 0 | 97:80   | PLAY OFF |       |
| 3. START LUBLIN      | 2      | 2 | 0 | 161:145 | 4    | 1 | 0 | 84:79   | 1     | 0 | 77:66   | PLAY OFF |       |
| 4. DABROWA GÖRNICZA  | 2      | 2 | 0 | 203:196 | 4    | 1 | 0 | 98:94   | 1     | 0 | 105:102 | PLAY OFF |       |
| 5. SLASK WROCLAW     | 2      | 1 | 1 | 205:193 | 3    | 1 | 0 | 111:95  | 0     | 1 | 94:98   | PLAY OFF |       |
| 6. ZIELONA GÖRA      | 2      | 1 | 1 | 157:156 | 3    | 0 | 0 | 0:0     | 1     | 1 | 157:156 | PLAY OFF |       |
| 7. TREFĽ SOBÖT       | 2      | 1 | 1 | 156:164 | 3    | 1 | 0 | 90:77   | 0     | 1 | 66:87   | PLAY OFF |       |
| 8. ASTORIA BYDGÖSZCZ | 2      | 1 | 1 | 174:185 | 3    | 0 | 1 | 80:97   | 1     | 0 | 94:88   | PLAY OFF |       |
| 9. SZCZECIN          | 2      | 1 | 1 | 158:169 | 3    | 0 | 0 | 0:0     | 1     | 1 | 158:169 | PLAY OFF |       |
| 10. WLOCLAWEK        | 1      | 1 | 0 | 110:72  | 2    | 1 | 0 | 110:72  | 0     | 0 | 0:0     | PLAY OFF |       |
| 11. GLIWICE          | 2      | 0 | 2 | 181:186 | 2    | 0 | 2 | 181:186 | 0     | 0 | 0:0     | PLAY OFF |       |
| 12. ÖSTRÖW WLKP.     | 2      | 0 | 2 | 160:172 | 2    | 0 | 2 | 160:172 | 0     | 0 | 0:0     | PLAY OFF |       |
| 13. RADÖM            | 2      | 0 | 2 | 161:188 | 2    | 0 | 1 | 66:77   | 0     | 1 | 95:111  | PLAY OFF |       |
| 14. LEGIA WARSZAWA   | 1      | 0 | 1 | 70:79   | 1    | 0 | 0 | 0:0     | 0     | 1 | 70:79   | PLAY OFF |       |
| 15. SPOJNIA STARGARD | 1      | 0 | 1 | 65:76   | 1    | 0 | 1 | 65:76   | 0     | 0 | 0:0     | PLAY OFF |       |
| 16. STAROGARD GD.    | 1      | 0 | 1 | 72:110  | 1    | 0 | 0 | 0:0     | 0     | 1 | 72:110  | PLAY OFF |       |

## BASKETBAL - POĽSKÁ LIGA, ŽENY

| TABUĽKA                 | CELKOM |   |   |        | DOMA |   |   |        | VONKU |   |        |          | POZN. |
|-------------------------|--------|---|---|--------|------|---|---|--------|-------|---|--------|----------|-------|
| 1. GÖRZÖW Ž             | 1      | 1 | 0 | 101:65 | 2    | 0 | 0 | 0:0    | 1     | 0 | 101:65 | PLAY OFF |       |
| 2. GDYNIA Ž             | 1      | 1 | 0 | 77:50  | 2    | 1 | 0 | 77:50  | 0     | 0 | 0:0    | PLAY OFF |       |
| 3. POLKOWICE Ž          | 1      | 1 | 0 | 79:57  | 2    | 1 | 0 | 79:57  | 0     | 0 | 0:0    | PLAY OFF |       |
| 4. A.BYDGÖSZCZ Ž        | 1      | 1 | 0 | 78:62  | 2    | 0 | 0 | 0:0    | 1     | 0 | 78:62  | PLAY OFF |       |
| 5. POLITECHNKA GDANSK Ž | 1      | 1 | 0 | 102:91 | 2    | 1 | 0 | 102:91 | 0     | 0 | 0:0    | PLAY OFF |       |
| 6. AZS POZNAN Ž         | 1      | 0 | 1 | 91:102 | 1    | 0 | 0 | 0:0    | 0     | 1 | 91:102 | PLAY OFF |       |
| 7. LUBLIN Ž             | 1      | 0 | 1 | 62:78  | 1    | 0 | 1 | 62:78  | 0     | 0 | 0:0    | PLAY OFF |       |
| 8. WLODZ Ž              | 1      | 0 | 1 | 57:79  | 1    | 0 | 0 | 0:0    | 0     | 1 | 57:79  | PLAY OFF |       |
| 9. E.TÖRÖN Ž            | 1      | 0 | 1 | 50:77  | 1    | 0 | 0 | 0:0    | 0     | 1 | 50:77  | PLAY OFF |       |
| 10. UNIVERSITY GDANSK Ž | 1      | 0 | 1 | 65:101 | 1    | 0 | 1 | 65:101 | 0     | 0 | 0:0    | PLAY OFF |       |
| 11. S.WROCLAW Ž         | 0      | 0 | 0 | 0:0    | 0    | 0 | 0 | 0:0    | 0     | 0 | 0:0    | PLAY OFF |       |
| 12. WISLA KRAKÖW Ž      | 0      | 0 | 0 | 0:0    | 0    | 0 | 0 | 0:0    | 0     | 0 | 0:0    | PLAY OFF |       |

## HÄZANÄ - LIGA MAJSTROV

| ČÍSLO UDAL | DEŇ               | 4. KÖLO | PREDBEŽNÉ KURZY / SKUTOČNÉ KURZY |      |      |       |      |       |  |  |  |  | VÄŠ TIP | VÝSLEDÖK |
|------------|-------------------|---------|----------------------------------|------|------|-------|------|-------|--|--|--|--|---------|----------|
|            |                   |         | 1                                | 10   | 0    | 02    | 2    |       |  |  |  |  |         |          |
| 09.10.     | FLENSBURG         | -       | RK ZÄHREB                        | 1,07 | 1,02 | 13,00 | 6,00 | 9,50  |  |  |  |  |         |          |
| 12.10.     | PRESÖV            | -       | SAVEHÖF                          | 1,75 | 1,45 | 8,30  | 1,85 | 2,40  |  |  |  |  |         |          |
| 13.10.     | E.RABÖTNIK BITÖLA | -       | COCKS R.                         | 1,45 | 1,25 | 8,60  | 2,40 | 3,30  |  |  |  |  |         |          |
| 12.10.     | KIELCE            | -       | MÖNTEPELLIER                     | 1,60 | 1,35 | 8,50  | 2,05 | 2,70  |  |  |  |  |         |          |
| 12.10.     | SPORTING CP       | -       | BIDASÖA                          | 1,60 | 1,35 | 8,50  | 2,05 | 2,70  |  |  |  |  |         |          |
| 13.10.     | VESZPREM          | -       | FC PORTÖ                         | 1,15 | 1,05 | 10,00 | 4,15 | 7,00  |  |  |  |  |         |          |
| 12.10.     | CH.MÖSKVA         | -       | D.BUKURÖST                       | 2,20 | 1,70 | 7,70  | 1,52 | 1,90  |  |  |  |  |         |          |
| 10.10.     | KRISTIANSTAD      | -       | SCHAFFHAUSEN                     | 1,85 | 1,50 | 8,00  | 1,75 | 2,25  |  |  |  |  |         |          |
| 13.10.     | GÖG               | -       | WISLA PLOCK                      | 1,70 | 1,42 | 8,30  | 1,90 | 2,50  |  |  |  |  |         |          |
| 12.10.     | V.SKÖPJE          | -       | KIEL                             | 3,30 | 2,40 | 8,60  | 1,25 | 1,45  |  |  |  |  |         |          |
| 12.10.     | BREST             | -       | MÖT.ZAPÖRÖZIE                    | 1,50 | 1,28 | 8,60  | 2,25 | 3,05  |  |  |  |  |         |          |
| 12.10.     | BARCELÖNA         | -       | ELVERUM                          | 1,02 | 1,00 | 20,00 | 7,00 | 13,00 |  |  |  |  |         |          |
| 13.10.     | AALBÖRG           | -       | SZEGED                           | 2,20 | 1,70 | 7,70  | 1,52 | 1,90  |  |  |  |  |         |          |
| 13.10.     | PARIS HANDBALL    | -       | CELJE P.L.                       | 1,03 | 1,01 | 19,00 | 6,80 | 11,50 |  |  |  |  |         |          |

| SKUPINA A         | CELKOM |   |   |       | DOMA   |   |   |   | VONKU |       |   |   | POZN. |            |             |
|-------------------|--------|---|---|-------|--------|---|---|---|-------|-------|---|---|-------|------------|-------------|
| 1. AAB AALBÖRG    | 3      | 3 | 0 | 93:72 | 6      | 1 | 0 | 0 | 30:20 | 2     | 0 | 0 | 63:52 | OSEMFINALE |             |
| 2. PARIS HANDBALL | 3      | 3 | 0 | 92:76 | 6      | 1 | 0 | 0 | 30:25 | 2     | 0 | 0 | 62:51 | OSEMFINALE |             |
| 3. FLENSBURG      | 3      | 2 | 1 | 0     | 75:67  | 5 | 1 | 0 | 0     | 26:19 | 1 | 1 | 0     | 64:48      | STVRTFINALE |
| 4. BARCELÖNA      | 3      | 2 | 0 | 1     | 109:71 | 4 | 1 | 0 | 0     | 45:21 | 1 | 0 | 1     | 49:50      | OSEMFINALE  |
| 5. SZEGED         | 3      | 1 | 1 | 1     | 80:82  | 3 | 1 | 1 | 0     | 55:52 | 0 | 0 | 1     | 25:30      | OSEMFINALE  |
| 6. ELVERUM        | 3      | 0 | 0 | 3     | 65:85  | 0 | 0 | 0 | 2     | 46:59 | 0 | 0 | 1     | 19:26      | OSEMFINALE  |
| 7. CELJE P.L.     | 3      | 0 | 0 | 3     | 73:99  | 0 | 0 | 0 | 2     | 52:54 | 0 | 0 | 1     | 21:45      | OSEMFINALE  |
| 8. RK ZÄHREB      | 3      | 0 | 0 | 3     | 68:103 | 0 | 0 | 0 | 2     | 48:73 | 0 | 0 | 1     | 20:30      | OSEMFINALE  |

| SKUPINA B          | CELKOM |   |   |   | DOMA   |   |   |   | VONKU |       |   |   | POZN. |       |             |
|--------------------|--------|---|---|---|--------|---|---|---|-------|-------|---|---|-------|-------|-------------|
| 1. VARDAR SKÖPJE   | 3      | 3 | 0 | 0 | 96:88  | 6 | 1 | 0 | 0     | 32:27 | 2 | 0 | 0     | 64:61 | OSEMFINALE  |
| 2. KIEL            | 3      | 2 | 1 | 0 | 98:84  | 5 | 1 | 1 | 0     | 61:53 | 1 | 0 | 0     | 37:31 | STVRTFINALE |
| 3. MÖNTEPELLIER    | 3      | 2 | 0 | 1 | 81:76  | 4 | 1 | 0 | 1     | 54:51 | 1 | 0 | 0     | 27:25 | OSEMFINALE  |
| 4. FC PORTÖ        | 3      | 2 | 0 | 1 | 87:87  | 4 | 2 | 0 | 0     | 60:55 | 0 | 0 | 1     | 27:32 | OSEMFINALE  |
| 5. KIELCE          | 3      | 1 | 1 | 1 | 93:89  | 3 | 1 | 0 | 0     | 33:26 | 0 | 1 | 1     | 60:63 | OSEMFINALE  |
| 6. VESZPREM        | 3      | 1 | 0 | 2 | 89:88  | 2 | 1 | 0 | 1     | 71:65 | 0 | 0 | 1     | 18:23 | OSEMFINALE  |
| 7. BREST           | 3      | 0 | 0 | 3 | 73:85  | 0 | 0 | 0 | 1     | 25:27 | 0 | 0 | 2     | 48:58 | OSEMFINALE  |
| 8. MÖTÖR ZAPÖRÖZIE | 3      | 0 | 0 | 3 | 84:104 | 0 | 0 | 0 | 1     | 30:31 | 0 | 0 | 2     | 54:73 | OSEMFINALE  |

| SKUPINA C            | CELKOM |   |   |   | DOMA  |   |   |   | VONKU |       |   |   | POZN. |       |          |
|----------------------|--------|---|---|---|-------|---|---|---|-------|-------|---|---|-------|-------|----------|
| 1. BIDASÖA           | 3      | 3 | 0 | 0 | 85:67 | 6 | 2 | 0 | 0     | 60:44 | 1 | 0 | 0     | 25:23 | O POSTUP |
| 2. SAVEHÖF           | 3      | 3 | 0 | 0 | 84:73 | 6 | 2 | 0 | 0     | 54:48 | 1 | 0 | 0     | 30:25 | O POSTUP |
| 3. SPORTING C.P.     | 3      | 2 | 0 | 1 | 86:82 | 4 | 1 | 0 | 0     | 32:24 | 1 | 0 | 1     | 54:58 | O POSTUP |
| 4. COCKS R.          | 3      | 1 | 0 | 2 | 73:91 | 2 | 1 | 0 | 1     | 54:57 | 0 | 0 | 1     | 19:34 | O POSTUP |
| 5. E.RABÖTNIK BITÖLA | 3      | 0 | 0 | 3 | 78:81 | 0 | 0 | 0 | 1     | 29:30 | 0 | 0 | 2     | 49:51 | O POSTUP |
| 6. PRESÖV            | 3      | 0 | 0 | 3 | 74:86 | 0 | 0 | 0 | 1     | 23:25 | 0 | 0 | 2     | 51:61 | O POSTUP |

| SKUPINA D       | CELKOM |   |   |   | DOMA  |   |   |   | VONKU |       |   |   | POZN. |       |          |
|-----------------|--------|---|---|---|-------|---|---|---|-------|-------|---|---|-------|-------|----------|
| 1. D. BUKURÖST  | 3      | 2 | 1 | 0 | 91:81 | 5 | 2 | 0 | 0     | 63:53 | 0 | 1 | 0     | 28:28 | O POSTUP |
| 2. GÖG          | 3      | 2 | 0 | 1 | 99:90 | 4 | 1 | 0 | 0     | 38:31 | 1 | 0 | 1     | 61:59 | O POSTUP |
| 3. WISLA PLOCK  | 3      | 2 | 0 | 1 | 86:77 | 4 | 2 | 0 | 0     | 63:52 | 0 | 0 | 1     | 23:25 | O POSTUP |
| 4. SCHAFFHAUSEN | 3      | 1 | 1 | 1 | 83:78 | 3 | 1 | 1 | 0     | 60:51 | 0 | 0 | 1     | 23:27 | O POSTUP |
| 5. CH. MÖSKVA   | 3      | 1 | 0 | 2 | 79:93 | 2 | 1 | 0 | 0     | 25:23 | 0 | 0 | 2     | 54:70 | O POSTUP |
| 6. KRISTIANSTAD | 3      | 0 | 0 | 3 | 78:97 | 0 | 0 | 0 | 1     | 24:33 | 0 | 0 | 2     | 54:64 | O POSTUP |

## HÄZANÄ - ČESKÄ EXTRALIGA

| TABUĽKA           | CELKOM |     |   |   | DOMA    |    |   |   | VONKU |        |   |   | POZN. |       |          |
|-------------------|--------|-----|---|---|---------|----|---|---|-------|--------|---|---|-------|-------|----------|
| 1. PLZEN          | 5      | 5   | 0 | 0 | 162:115 | 10 | 3 | 0 | 0     | 105:66 | 2 | 0 | 0     | 57:49 | PLAY OFF |
| 2. DUKĽA PRAHA    | 5      | 4   | 0 | 1 | 145:122 | 8  | 2 | 0 | 1     | 82:71  | 2 | 0 | 0     | 63:51 | PLAY OFF |
| 3. ZUBRĽ          | 5      | 3   | 1 | 1 | 129:130 | 7  | 2 | 0 | 0     | 52:47  | 1 | 1 | 1     | 77:83 | PLAY OFF |
| 4. NOVÉ VESELÍ    | 5      | 3   | 0 | 2 | 135:121 | 6  | 3 | 0 | 0     | 84:60  | 0 | 0 | 2     | 51:61 | PLAY OFF |
| 5. KH KÖPRIVNICE  | 5      | 2   | 1 | 2 | 153:136 | 5  | 1 | 1 | 0     | 62:42  | 1 | 0 | 2     | 91:94 | PLAY OFF |
| 6. KARVINA        | 4      | 2   | 1 | 1 | 106:100 | 5  | 1 | 0 | 0     | 32:29  | 1 | 1 | 1     | 74:71 | PLAY OFF |
| 7. LOVÖSICE       | 5      | 2   | 0 | 3 | 148:143 | 4  | 1 | 0 | 2     | 89:94  | 1 | 0 | 1     | 59:49 | PLAY OFF |
| 8. HRANICE        | 5      | 2   | 0 | 3 | 115:117 | 4  | 1 | 0 | 2     | 73:74  | 1 | 0 | 1     | 42:43 | PLAY OFF |
| 9. SKKP BRNO      | 4      | 2   | 0 | 2 | 102:104 | 4  | 1 | 0 | 1     | 51:50  | 1 | 0 | 1     | 51:54 | O ZOSTUP |
| 10. HBC JICIN     | 5      | 1   | 1 | 3 | 109:131 | 3  | 0 | 1 | 1     | 48:52  | 1 | 0 | 2     | 61:79 | O ZOSTUP |
| 11. FRYDEK MISTEK | 5      | 1</ |   |   |         |    |   |   |       |        |   |   |       |       |          |

|        |              |   |               |       |       |       |       |       |       |       |  |      |      |      |      |      |  |  |
|--------|--------------|---|---------------|-------|-------|-------|-------|-------|-------|-------|--|------|------|------|------|------|--|--|
| 10.10. | SONDERJYSKE  | - | SKANDERBORG   | 21:26 |       |       | 31:25 | 28:20 | 29:26 | 19:27 |  | 2,10 | 1,65 | 7,50 | 1,58 | 2,00 |  |  |
| 11.10. | LEMVIG       | - | AARHUS        | 26:32 |       | 18:30 |       |       |       |       |  | 3,05 | 2,25 | 8,60 | 1,28 | 1,50 |  |  |
| 12.10. | RIBE ESBJERG | - | BJERRINGBRO   | 31:32 |       | 30:26 |       | 27:30 |       | 27:30 |  | 2,60 | 2,00 | 8,40 | 1,38 | 1,65 |  |  |
| 13.10. | MORS         | - | KIF KOLDING   | 30:22 | 24:31 | 28:25 |       | 31:28 |       | 31:35 |  | 1,80 | 1,48 | 8,20 | 1,80 | 2,30 |  |  |
| 14.10. | FREDERICIA   | - | NORDSJAELLAND |       |       |       |       |       |       |       |  | 1,85 | 1,50 | 8,00 | 1,75 | 2,25 |  |  |

**YYSLEDKY POSLEDNYCH ZAPASOV**

|               |                   |       |                  |       |                   |       |                 |       |                   | (OZNACENIE PISMENOM (V) ZNAMENA ZAPAS HRANY VONKU) |                 |       |  |  |  |  |  |  |  |
|---------------|-------------------|-------|------------------|-------|-------------------|-------|-----------------|-------|-------------------|--|-----------------|-------|--|--|--|--|--|--|--|
| AAB AALBORG   | LEMVIG            | 28:27 | SONDERJYSKE (V)  | 29:22 | SKANDERBORG       | 26:26 | AARHUS (V)      | 31:28 | GOG (V)           | 34:30  | NORDSJAELLAND   | 34:25 |  |  |  |  |  |  |  |
| AARHUS        | SONDERJYSKE       | 25:28 | SKANDERBORG (V)  | 33:24 | GOG (V)           | 30:33 | AAB AALBORG     | 28:31 | NORDSJAELLAND (V) | 28:27  | KIF KOLDING     | 35:30 |  |  |  |  |  |  |  |
| BJERRINGBRO   | MORS              | 30:21 | FREDERICIA (V)   | 36:32 | HOLSTEBRO         | 29:29 | LEMVIG (V)      | 31:35 | SONDERJYSKE       | 32:21  | SKANDERBORG (V) | 36:25 |  |  |  |  |  |  |  |
| FREDERICIA    | KIF KOLDING (V)   | 34:26 | BJERRINGBRO      | 32:36 | SKJERN (V)        | 25:29 | RIBE ESBJERG    | 29:29 | MORS (V)          | 29:34  | GOG             | 33:30 |  |  |  |  |  |  |  |
| GOG           | SKANDERBORG       | 29:27 | RIBE ESBJERG (V) | 29:25 | AARHUS            | 33:30 | MORS (V)        | 29:23 | AAB AALBORG       | 30:34  | FREDERICIA (V)  | 30:33 |  |  |  |  |  |  |  |
| HOLSTEBRO     | NORDSJAELLAND (V) | 36:22 | KIF KOLDING      | 38:30 | BJERRINGBRO (V)   | 29:29 | SKJERN          | 22:22 | RIBE ESBJERG (V)  | 26:30  | MORS            | 31:26 |  |  |  |  |  |  |  |
| KIF KOLDING   | FREDERICIA        | 26:34 | HOLSTEBRO (V)    | 30:38 | LEMVIG            | 23:23 | SONDERJYSKE (V) | 23:36 | SKANDERBORG       | 24:31  | AARHUS (V)      | 30:35 |  |  |  |  |  |  |  |
| LEMVIG        | AAB AALBORG (V)   | 27:28 | NORDSJAELLAND    | 25:27 | KIF KOLDING (V)   | 23:23 | BJERRINGBRO     | 35:31 | SKJERN (V)        | 27:34  | RIBE ESBJERG    | 23:26 |  |  |  |  |  |  |  |
| MORS          | BJERRINGBRO (V)   | 21:30 | SKJERN           | 28:25 | RIBE ESBJERG (V)  | 22:27 | GOG             | 23:29 | FREDERICIA        | 34:29  | HOLSTEBRO (V)   | 26:31 |  |  |  |  |  |  |  |
| NORDSJAELLAND | HOLSTEBRO         | 22:36 | LEMVIG (V)       | 27:25 | SONDERJYSKE       | 23:29 | SKANDERBORG (V) | 24:29 | AARHUS            | 27:28  | AAB AALBORG (V) | 25:34 |  |  |  |  |  |  |  |
| RIBE ESBJERG  | SKJERN (V)        | 29:27 | GOG              | 25:29 | MORS              | 27:22 | FREDERICIA (V)  | 29:29 | HOLSTEBRO         | 30:26  | LEMVIG (V)      | 26:23 |  |  |  |  |  |  |  |
| SKANDERBORG   | GOG (V)           | 27:29 | AARHUS           | 24:33 | AAB AALBORG (V)   | 26:26 | NORDSJAELLAND   | 29:24 | KIF KOLDING (V)   | 31:24  | BJERRINGBRO     | 25:36 |  |  |  |  |  |  |  |
| SKJERN        | RIBE ESBJERG      | 27:29 | MORS (V)         | 25:28 | FREDERICIA        | 29:25 | HOLSTEBRO (V)   | 22:22 | LEMVIG            | 34:27  | SONDERJYSKE (V) | 25:27 |  |  |  |  |  |  |  |
| SONDERJYSKE   | AARHUS (V)        | 28:25 | AAB AALBORG      | 22:29 | NORDSJAELLAND (V) | 29:23 | KIF KOLDING     | 36:23 | BJERRINGBRO (V)   | 21:32  | SKJERN          | 27:25 |  |  |  |  |  |  |  |

| TABULKA |               | CELKOM |   |   |   | DOMA    |    |   |   | VONKU |       |   |   | POZN. |        |         |
|---------|---------------|--------|---|---|---|---------|----|---|---|-------|-------|---|---|-------|--------|---------|
| 1.      | AAB AALBORG   | 6      | 5 | 1 | 0 | 182:158 | 11 | 2 | 1 | 0     | 88:78 | 3 | 0 | 0     | 94:80  | O TITUL |
| 2.      | BJERRINGBRO   | 6      | 4 | 1 | 1 | 194:163 | 9  | 2 | 1 | 0     | 91:71 | 2 | 0 | 1     | 103:92 | O TITUL |
| 3.      | RIBE ESBJERG  | 6      | 4 | 1 | 1 | 166:156 | 9  | 2 | 0 | 1     | 82:77 | 2 | 1 | 0     | 84:79  | O TITUL |
| 4.      | HOLSTEBRO     | 6      | 3 | 2 | 1 | 182:159 | 8  | 2 | 1 | 0     | 91:78 | 1 | 1 | 1     | 91:81  | O TITUL |
| 5.      | GOG           | 6      | 4 | 0 | 2 | 180:172 | 8  | 2 | 0 | 1     | 92:91 | 2 | 0 | 1     | 88:81  | O TITUL |
| 6.      | SONDERJYSKE   | 6      | 4 | 0 | 2 | 163:157 | 8  | 2 | 0 | 1     | 85:77 | 2 | 0 | 1     | 78:80  | O TITUL |
| 7.      | AARHUS        | 6      | 3 | 0 | 3 | 179:173 | 6  | 1 | 0 | 2     | 88:89 | 2 | 0 | 1     | 91:84  | O TITUL |
| 8.      | SKJERN        | 6      | 2 | 1 | 3 | 162:158 | 5  | 2 | 0 | 1     | 90:81 | 0 | 1 | 2     | 72:77  | O TITUL |
| 9.      | FREDERICIA    | 6      | 2 | 1 | 3 | 182:184 | 5  | 1 | 1 | 1     | 94:95 | 1 | 0 | 2     | 88:89  |         |
| 10.     | SKANDERBORG   | 6      | 2 | 1 | 3 | 162:172 | 5  | 1 | 0 | 2     | 78:93 | 1 | 1 | 1     | 84:79  |         |
| 11.     | MORS          | 6      | 2 | 0 | 4 | 154:171 | 4  | 2 | 0 | 1     | 85:83 | 0 | 0 | 3     | 69:88  | BARAZ   |
| 12.     | LEMVIG        | 6      | 1 | 1 | 4 | 160:169 | 3  | 1 | 0 | 2     | 83:84 | 0 | 1 | 2     | 77:85  | BARAZ   |
| 13.     | NORDSJAELLAND | 6      | 1 | 0 | 5 | 148:181 | 2  | 0 | 0 | 3     | 72:93 | 1 | 0 | 2     | 76:88  | BARAZ   |
| 14.     | KIF KOLDING   | 6      | 0 | 1 | 5 | 156:197 | 1  | 0 | 1 | 2     | 73:88 | 0 | 0 | 3     | 83:109 | ZOSTUP  |

**HÁDZANÁ - DÁNSKA LIGA, ŽENY**

| TABULKA |                      | CELKOM |   |   |   | DOMA    |    |   |   | VONKU |        |   |   | POZN. |       |          |
|---------|----------------------|--------|---|---|---|---------|----|---|---|-------|--------|---|---|-------|-------|----------|
| 1.      | ESSJERG Ž            | 6      | 6 | 0 | 0 | 173:137 | 12 | 3 | 0 | 0     | 93:73  | 3 | 0 | 0     | 80:64 | O TITUL  |
| 2.      | ODENSE Ž             | 6      | 4 | 0 | 2 | 170:141 | 8  | 1 | 0 | 2     | 76:77  | 3 | 0 | 0     | 94:64 | O TITUL  |
| 3.      | VIBORG Ž             | 6      | 4 | 0 | 2 | 154:125 | 8  | 2 | 0 | 1     | 79:66  | 2 | 0 | 1     | 75:59 | O TITUL  |
| 4.      | KÖBENHAVN HANDBOLD Ž | 6      | 4 | 0 | 2 | 186:159 | 8  | 3 | 0 | 0     | 100:72 | 1 | 0 | 2     | 86:87 | O TITUL  |
| 5.      | HERNING-İKAST Ž      | 5      | 4 | 0 | 1 | 140:114 | 8  | 2 | 0 | 0     | 56:32  | 2 | 0 | 1     | 84:82 | O TITUL  |
| 6.      | SILKEBORG Ž          | 6      | 4 | 0 | 2 | 173:164 | 8  | 2 | 0 | 1     | 84:81  | 2 | 0 | 1     | 89:83 | O TITUL  |
| 7.      | RANDERS Ž            | 6      | 3 | 1 | 2 | 159:154 | 7  | 2 | 1 | 0     | 88:81  | 1 | 0 | 2     | 71:73 | O TITUL  |
| 8.      | AARHUS Ž             | 6      | 3 | 1 | 2 | 150:157 | 7  | 2 | 0 | 1     | 71:76  | 1 | 1 | 1     | 79:81 | O TITUL  |
| 9.      | NYKÖBING Ž           | 5      | 2 | 0 | 3 | 119:129 | 4  | 2 | 0 | 1     | 71:70  | 0 | 0 | 2     | 48:59 | O ZOSTUP |
| 10.     | AJAX KÖBENHAVN Ž     | 6      | 2 | 0 | 4 | 128:159 | 4  | 2 | 0 | 1     | 75:82  | 0 | 0 | 3     | 53:77 | O ZOSTUP |
| 11.     | AALBORG Ž            | 6      | 1 | 1 | 4 | 128:161 | 3  | 1 | 0 | 2     | 65:74  | 0 | 1 | 2     | 63:87 | O ZOSTUP |
| 12.     | SKANDERBORG Ž        | 6      | 1 | 0 | 5 | 128:154 | 2  | 1 | 0 | 2     | 66:76  | 0 | 0 | 3     | 62:78 | O ZOSTUP |
| 13.     | HORSSENS Ž           | 6      | 1 | 0 | 5 | 140:170 | 2  | 1 | 0 | 2     | 75:86  | 0 | 0 | 3     | 65:84 | O ZOSTUP |
| 14.     | HOLSTEBRO Ž          | 6      | 0 | 1 | 5 | 127:151 | 1  | 0 | 1 | 2     | 60:70  | 0 | 0 | 3     | 67:81 | ZOSTUP   |

**HÁDZANÁ - NEMECKÁ LIGA**

| ČÍSLO UDAL. | DEŇ            | DOHRÁVKA 3. KOLA | VYSLEDKY V ROKU |       |           |       | PREDBEŽNÉ KURZY |      |      |       |      | VÁŠ TIP | VÝSLEDOK |  |
|-------------|----------------|------------------|-----------------|-------|-----------|-------|-----------------|------|------|-------|------|---------|----------|--|
|             |                |                  | 2018-2019       |       | 2017-2018 |       | 1               | 10   | 0    | 02    | 2    |         |          |  |
| 10.10.      | ERLANGEN       | -                | GÖPPINGEN       | 24:25 | 23:25     | 28:29 | 28:25           | 1,45 | 1,25 | 8,60  | 2,40 | 3,30    |          |  |
| ČÍSLO UDAL. | DEŇ            | ZÁPASY 9. KOLA   | VYSLEDKY V ROKU |       |           |       | PREDBEŽNÉ KURZY |      |      |       |      | VÁŠ TIP | VÝSLEDOK |  |
|             |                |                  | 2018-2019       |       | 2017-2018 |       | 1               | 10   | 0    | 02    | 2    |         |          |  |
| 10.10.      | LEIPZIG        | -                | BALINGEN        |       |           |       |                 | 1,17 | 1,06 | 9,80  | 4,00 | 6,50    |          |  |
| 10.10.      | KIEL           | -                | NORDHORN        |       |           |       |                 | 1,01 | 1,00 | 25,00 | 8,00 | 15,00   |          |  |
| 10.10.      | STUTTART       | -                | LEMGO           | 25:23 | 24:29     | 27:28 | 21:24           | 2,05 | 1,60 | 7,50  | 1,60 | 2,05    |          |  |
| 13.10.      | F.BERLIN       | -                | BERGISCHER      | 26:22 |           |       |                 | 1,27 | 1,14 | 9,00  | 3,10 | 4,50    |          |  |
| 13.10.      | MINDEN         | -                | FLensburg       | 28:31 | 28:35     | 30:34 | 23:24           | 4,90 | 3,20 | 9,20  | 1,12 | 1,25    |          |  |
| 13.10.      | GÖPPINGEN      | -                | LUDWIGSHAFEN    | 30:26 | 32:23     | 32:28 | 32:25           | 1,30 | 1,15 | 9,00  | 2,90 | 4,10    |          |  |
| 13.10.      | HANNOVER BURG. | -                | MAGDEBURG       | 26:31 | 23:34     | 32:30 | 22:31           | 1,70 | 1,42 | 8,30  | 1,90 | 2,50    |          |  |
| 13.10.      | WETZLAR        | -                | MELSUNGEN       | 26:34 | 24:26     | 31:28 | 22:29           | 2,00 | 1,58 | 7,50  | 1,65 | 2,10    |          |  |
| 13.10.      | ERLANGEN       | -                | R.N.LOWEN       | 23:23 | 26:29     | 25:25 | 22:33           | 5,80 | 3,60 | 9,50  | 1,07 | 1,20    |          |  |

**YYSLEDKY POSLEDNYCH ZAPASOV**

|                |                |       |                    |       |                  |       |                    |       |                    | (OZNACENIE PISMENOM (V) ZNAMENA ZAPAS HRANY VONKU) |                |       |  |  |  |  |  |  |  |
|----------------|----------------|-------|--------------------|-------|------------------|-------|--------------------|-------|--------------------|--|----------------|-------|--|--|--|--|--|--|--|
| BALINGEN       | ERLANGEN       | 30:32 | WETZLAR            | 33:34 | R.N.LOWEN (V)    | 26:37 | MELSUNGEN          | 36:23 | HANNOVER BURG. (V) | 23:31  | NORDHORN       | 25:23 |  |  |  |  |  |  |  |
| BERGISCHER     | MINDEN         | 26:23 | LEIPZIG (V)        | 32:35 | KIEL             | 29:34 | HANNOVER BURG. (V) | 24:30 | WETZLAR            | 33:30  | R.N.LOWEN (V)  | 24:30 |  |  |  |  |  |  |  |
| ERLANGEN       | BALINGEN (V)   | 32:30 | NORDHORN           | 26:25 | LUDWIGSHAFEN (V) | 23:19 | LEMGO              | 26:26 | FLensburg (V)      | 21:24  | F.BERLIN (V)   | 23:30 |  |  |  |  |  |  |  |
| F.BERLIN       | FLensburg (V)  | 23:27 | LUDWIGSHAFEN       | 29:19 | LEMGO (V)        | 31:26 | STUTTART           | 36:27 | GÖPPINGEN (V)      | 28:25  | MINDEN         | 25:29 |  |  |  |  |  |  |  |
| FLensburg      | F.BERLIN       | 27:23 | HANNOVER BURG. (V) | 22:23 | LEIPZIG          | 30:22 | KIEL (V)           | 24:28 | ERLANGEN           | 24:21  | WETZLAR (V)    | 27:27 |  |  |  |  |  |  |  |
| GÖPPINGEN      | MAGDEBURG (V)  | 21:30 | STUTTART           | 31:22 | MINDEN           | 26:23 | LEIPZIG (V)        | 25:26 | F.BERLIN           | 25:28  | HANNOVER BURG. | 24:27 |  |  |  |  |  |  |  |
| HANNOVER BURG. | MELSUNGEN (V)  | 25:31 | FLensburg          | 23:22 | STUTTART (V)     | 28:23 | BERGISCHER         | 30:24 | LEMGO (V)          | 36:26  | BALINGEN       | 31:23 |  |  |  |  |  |  |  |
| KIEL           | LEMGO (V)      | 30:27 | BERGISCHER (V)     | 34:29 | FLensburg        | 28:24 | MAGDEBURG (V)      | 31:32 | LUDWIGSHAFEN       | 30:27  | GÖPPINGEN      | 31:24 |  |  |  |  |  |  |  |
| LEIPZIG        | NORDHORN (V)   | 30:33 | BERGISCHER         | 35:32 | FLensburg (V)    | 22:30 | GÖPPINGEN          | 26:25 | LUDWIGSHAFEN (V)   | 27:34  | STUTTART       | 31:28 |  |  |  |  |  |  |  |
| LEMGO          | KIEL           | 27:30 | MINDEN (V)         | 31:33 | F.BERLIN         | 26:31 | ERLANGEN (V)       | 26:26 | HANNOVER BURG.     | 26:36  | MELSUNGEN (V)  | 23:26 |  |  |  |  |  |  |  |
| LUDWIGSHAFEN   | STUTTART       | 23:27 | F.BERLIN (V)       | 19:29 | ERLANGEN         | 19:23 | MINDEN (V)         | 23:29 | LEIPZIG            | 34:27  | KIEL (V)       | 27:30 |  |  |  |  |  |  |  |
| MAGDEBURG      | GÖPPINGEN      | 30:21 | WETZLAR (V)        | 28:29 | R.N.LOWEN        | 28:32 | MELSUNGEN (V)      | 29:31 | KIEL               | 32:31  | NORDHORN       | 39:27 |  |  |  |  |  |  |  |
| MELSUNGEN      | HANNOVER BURG. | 31:25 | R.N.LOWEN          | 31:26 | NORDHORN (V)     | 31:24 | MAGDEBURG          | 31:29 | BALINGEN (V)       | 23:36  | LEMGO          | 26:23 |  |  |  |  |  |  |  |
| MINDEN         | BERGISCHER (V) | 23:26 | LEMGO              | 33:31 | GÖPP             |       |                    |       |                    |  |                |       |  |  |  |  |  |  |  |

|               |   |   |   |   |         |   |   |   |   |       |   |   |   |         |        |
|---------------|---|---|---|---|---------|---|---|---|---|-------|---|---|---|---------|--------|
| 16. LAJE      | 7 | 2 | 0 | 5 | 184:208 | 4 | 1 | 0 | 2 | 80:88 | 1 | 0 | 3 | 104:120 |        |
| 17. EMSDETTEN | 7 | 1 | 0 | 6 | 160:181 | 2 | 0 | 0 | 3 | 68:79 | 1 | 0 | 3 | 92:102  | ZOSTUP |
| 18. KREFELD   | 7 | 0 | 0 | 7 | 144:183 | 0 | 0 | 0 | 4 | 82:99 | 0 | 0 | 3 | 62:84   | ZOSTUP |

HÁDZANÁ - NEMECKÁ LIGA, ŽENY

| TABUĽKA              |   | CELKOM |   |   |        | DOMA |   |   |   | VONKU |   |   |   | POZN. |        |
|----------------------|---|--------|---|---|--------|------|---|---|---|-------|---|---|---|-------|--------|
| 1. DORTMUND Ž        | 3 | 3      | 0 | 0 | 93:75  | 6    | 1 | 0 | 0 | 28:24 | 2 | 0 | 0 | 65:51 | LM     |
| 2. BIETIGHEIM Ž      | 3 | 3      | 0 | 0 | 92:75  | 6    | 1 | 0 | 0 | 30:28 | 2 | 0 | 0 | 62:47 |        |
| 3. BLOMBERG Ž        | 3 | 3      | 0 | 0 | 79:72  | 6    | 1 | 0 | 0 | 24:20 | 2 | 0 | 0 | 55:52 |        |
| 4. THURINGER Ž       | 3 | 2      | 0 | 1 | 101:65 | 4    | 1 | 0 | 1 | 61:45 | 1 | 0 | 0 | 40:20 |        |
| 5. BUXTEHÜDER Ž      | 3 | 2      | 0 | 1 | 102:82 | 4    | 0 | 0 | 1 | 22:24 | 2 | 0 | 0 | 80:58 |        |
| 6. METZINGEN Ž       | 3 | 2      | 0 | 1 | 93:79  | 4    | 1 | 0 | 1 | 58:55 | 1 | 0 | 0 | 35:24 |        |
| 7. LEVERKUSEN Ž      | 3 | 2      | 0 | 1 | 69:67  | 4    | 1 | 0 | 1 | 45:45 | 1 | 0 | 0 | 24:22 |        |
| 8. BENSHEIM Ž        | 3 | 1      | 0 | 2 | 83:83  | 2    | 1 | 0 | 0 | 33:24 | 0 | 0 | 2 | 50:59 |        |
| 9. GÖPPINGEN Ž       | 3 | 1      | 0 | 2 | 80:83  | 2    | 1 | 0 | 1 | 60:59 | 0 | 0 | 1 | 20:24 |        |
| 10. NECKARSULMER Ž   | 3 | 1      | 0 | 2 | 71:76  | 2    | 1 | 0 | 1 | 55:52 | 0 | 0 | 1 | 16:24 |        |
| 11. OLDENBURG Ž      | 3 | 1      | 0 | 2 | 76:100 | 2    | 0 | 0 | 1 | 26:39 | 1 | 0 | 1 | 50:61 |        |
| 12. BAD WILDUNGEN Ž  | 3 | 0      | 0 | 3 | 82:97  | 0    | 0 | 0 | 2 | 54:67 | 0 | 0 | 1 | 28:30 |        |
| 13. KURPFALZ BÄREN Ž | 3 | 0      | 0 | 3 | 74:102 | 0    | 0 | 0 | 1 | 24:35 | 0 | 0 | 2 | 50:67 | ZOSTUP |
| 14. 1.FSV MAINZ 05 Ž | 3 | 0      | 0 | 3 | 70:109 | 0    | 0 | 0 | 2 | 49:79 | 0 | 0 | 1 | 21:30 | ZOSTUP |

HÁDZANÁ - ŠPANIELSKA LIGA

| ČÍSLO UDAL. | DEŇ         | ZÁPASY 6. KOLA | VÝSLEDKY V ROKU |       |           |   | PREDBEŽNÉ KURZY |       |      |       |      | VÁŠ TIP | VÝSLEDOK |      |  |
|-------------|-------------|----------------|-----------------|-------|-----------|---|-----------------|-------|------|-------|------|---------|----------|------|--|
|             |             |                | 2018-2019       |       | 2017-2018 |   | 1               | 10    | 0    | 02    | 2    |         |          |      |  |
| 09.10.      | BIDASOA     | -              | CUENCA          | 27:21 | 25:26     | D | V               | 1     | 1    | 1,45  | 1,25 | 8,60    | 2,40     | 3,30 |  |
| 09.10.      | SAGUNTO     | -              | ADEMAR LEON     | 28:22 | 24:24     | D | V               | 3,90  | 2,70 | 8,80  | 1,17 | 1,35    |          |      |  |
| 12.10.      | GUADALAJARA | -              | BARCELONA       | 28:42 | 24:40     | D | V               | 15,00 | 8,00 | 25,00 | 1,00 | 1,01    |          |      |  |
| 12.10.      | GRANOLLERS  | -              | BENIDORM        | 30:26 | 24:27     | D | V               | 1,25  | 1,12 | 9,20  | 3,20 | 4,90    |          |      |  |
| 12.10.      | F.M.CANGAS  | -              | NAVA            |       |           | D | V               | 1,70  | 1,42 | 8,30  | 1,90 | 2,50    |          |      |  |
| 12.10.      | VALLADOLID  | -              | PUENTE GENIL    | 29:27 | 28:25     | D | V               | 1,30  | 1,15 | 9,00  | 2,90 | 4,10    |          |      |  |
| 12.10.      | LA RIOJA    | -              | S.SANTANDER     | 32:27 | 31:27     | D | V               | 1,07  | 1,02 | 13,00 | 6,00 | 9,50    |          |      |  |
| 12.10.      | HUESCA      | -              | AN.PAMPLONA     | 28:26 | 27:23     | D | V               | 1,40  | 1,22 | 8,70  | 2,50 | 3,50    |          |      |  |

VÝSLEDKY POSLEDNÝCH ZÁPISOV (OZNAČENIE PÍSMENOM (V) ZNAMENÁ ZÁPAS HRANY VONKU)

|              |                  |       |                 |       |                  |       |                  |       |                 |       |
|--------------|------------------|-------|-----------------|-------|------------------|-------|------------------|-------|-----------------|-------|
| ADEMAR LEON  | GUADALAJARA      | 30:21 | GRANOLLERS (V)  | 33:32 | VALLADOLID       | 34:31 | HUESCA (V)       | 27:24 | BIDASOA         | 27:33 |
| AN.PAMPLONA  | BIDASOA          | 28:28 | CUENCA          | 24:27 | PUENTE GENIL (V) | 33:26 | BENIDORM         | 25:26 | BARCELONA (V)   | 25:42 |
| BARCELONA    | GRANOLLERS       | 38:24 | VALLADOLID (V)  | 39:27 | HUESCA           | 49:26 | BIDASOA (V)      | 26:23 | AN.PAMPLONA     | 42:25 |
| BENIDORM     | VALLADOLID       | 26:27 | HUESCA (V)      | 25:27 | BIDASOA          | 18:22 | AN.PAMPLONA (V)  | 26:25 | PUENTE GENIL    | 31:30 |
| BIDASOA      | AN.PAMPLONA (V)  | 28:28 | PUENTE GENIL    | 26:19 | BENIDORM (V)     | 22:18 | BARCELONA        | 23:26 | ADEMAR LEON (V) | 33:27 |
| CUENCA       | F.M.CANGAS       | 32:23 | AN.PAMPLONA (V) | 27:24 | LA RIOJA         | 35:28 | PUENTE GENIL (V) | 29:25 | SAGUNTO         | 36:23 |
| F.M.CANGAS   | CUENCA (V)       | 23:32 | LA RIOJA (V)    | 25:38 | SAGUNTO          | 28:28 | GUADALAJARA (V)  | 22:29 | GRANOLLERS      | 32:33 |
| GRANOLLERS   | BARCELONA (V)    | 24:38 | ADEMAR LEON     | 32:33 | S.SANTANDER (V)  | 29:26 | NAVA             | 25:25 | F.M.CANGAS (V)  | 33:36 |
| GUADALAJARA  | ADEMAR LEON (V)  | 21:30 | S.SANTANDER     | 28:28 | NAVA (V)         | 27:27 | F.M.CANGAS       | 29:22 | LA RIOJA (V)    | 23:25 |
| HUESCA       | PUENTE GENIL (V) | 24:25 | BENIDORM        | 27:25 | BARCELONA (V)    | 26:49 | ADEMAR LEON      | 24:27 | S.SANTANDER (V) | 22:27 |
| LA RIOJA     | NAVA (V)         | 31:27 | F.M.CANGAS      | 38:25 | CUENCA (V)       | 28:35 | SAGUNTO (V)      | 36:19 | GUADALAJARA     | 25:23 |
| NAVA         | LA RIOJA         | 27:31 | SAGUNTO (V)     | 25:25 | GUADALAJARA      | 27:27 | GRANOLLERS (V)   | 25:25 | VALLADOLID      | 31:29 |
| PUENTE GENIL | HUESCA           | 25:24 | BIDASOA (V)     | 19:26 | AN.PAMPLONA      | 26:33 | CUENCA           | 25:29 | BENIDORM (V)    | 30:31 |
| S.SANTANDER  | SAGUNTO          | 30:29 | GUADALAJARA (V) | 28:28 | GRANOLLERS       | 26:29 | VALLADOLID (V)   | 23:29 | HUESCA          | 27:22 |
| SAGUNTO      | S.SANTANDER (V)  | 29:30 | NAVA            | 25:25 | F.M.CANGAS (V)   | 28:28 | LA RIOJA         | 19:36 | CUENCA (V)      | 23:32 |
| VALLADOLID   | BENIDORM (V)     | 27:26 | BARCELONA       | 27:39 | ADEMAR LEON (V)  | 31:34 | S.SANTANDER      | 29:23 | NAVA (V)        | 29:31 |

| TABUĽKA          |   | CELKOM |   |   |         | DOMA |   |   |   | VONKU  |   |   |   | POZN.  |        |
|------------------|---|--------|---|---|---------|------|---|---|---|--------|---|---|---|--------|--------|
| 1. BARCELONA     | 5 | 5      | 0 | 0 | 194:125 | 10   | 3 | 0 | 0 | 129:75 | 2 | 0 | 0 | 65:50  | LM     |
| 2. CUENCA        | 5 | 5      | 0 | 0 | 155:123 | 10   | 3 | 0 | 0 | 99:74  | 2 | 0 | 0 | 56:49  | LM     |
| 3. LA RIOJA      | 5 | 4      | 0 | 1 | 158:129 | 8    | 2 | 0 | 0 | 63:48  | 2 | 0 | 1 | 95:81  | EHF    |
| 4. ADEMAR LEON   | 5 | 4      | 0 | 1 | 151:141 | 8    | 2 | 0 | 1 | 91:85  | 2 | 0 | 0 | 60:56  | EHF    |
| 5. BIDASOA       | 5 | 3      | 1 | 1 | 132:118 | 7    | 1 | 0 | 1 | 49:45  | 2 | 1 | 0 | 83:73  | EHF    |
| 6. NAVA          | 5 | 1      | 3 | 1 | 135:137 | 5    | 1 | 1 | 1 | 85:87  | 0 | 2 | 0 | 50:50  |        |
| 7. S.SANTANDER   | 5 | 2      | 1 | 2 | 134:137 | 5    | 2 | 0 | 1 | 83:80  | 0 | 1 | 1 | 51:57  |        |
| 8. GUADALAJARA   | 5 | 1      | 2 | 2 | 128:132 | 4    | 1 | 1 | 0 | 57:50  | 0 | 1 | 2 | 71:82  |        |
| 9. BENIDORM      | 5 | 2      | 0 | 3 | 126:131 | 4    | 1 | 0 | 2 | 75:79  | 1 | 0 | 1 | 51:52  |        |
| 10. VALLADOLID   | 5 | 2      | 0 | 3 | 143:153 | 4    | 1 | 0 | 1 | 56:62  | 1 | 0 | 2 | 87:91  |        |
| 11. AN.PAMPLONA  | 5 | 1      | 1 | 3 | 135:149 | 3    | 0 | 1 | 2 | 77:81  | 1 | 0 | 1 | 58:68  |        |
| 12. GRANOLLERS   | 5 | 1      | 1 | 3 | 143:158 | 3    | 0 | 1 | 1 | 57:58  | 1 | 0 | 2 | 86:100 |        |
| 13. F.M.CANGAS   | 5 | 1      | 1 | 3 | 134:160 | 3    | 1 | 1 | 0 | 64:61  | 0 | 0 | 3 | 70:99  |        |
| 14. PUENTE GENIL | 5 | 1      | 0 | 4 | 125:143 | 2    | 1 | 0 | 2 | 76:86  | 0 | 0 | 2 | 49:57  |        |
| 15. SAGUNTO      | 5 | 0      | 2 | 3 | 124:151 | 2    | 0 | 1 | 1 | 44:61  | 0 | 1 | 2 | 80:90  | ZOSTUP |
| 16. HUESCA       | 5 | 1      | 0 | 4 | 123:153 | 2    | 1 | 0 | 1 | 51:52  | 0 | 0 | 3 | 72:101 | ZOSTUP |

HÁDZANÁ - ŠVÉDSKA LIGA

| ČÍSLO UDAL. | DEŇ    | ZÁPASY      | VÝSLEDKY V ROKU |              |           |       | PREDBEŽNÉ KURZY |    |      |      |       | VÁŠ TIP | VÝSLEDOK |  |
|-------------|--------|-------------|-----------------|--------------|-----------|-------|-----------------|----|------|------|-------|---------|----------|--|
|             |        |             | 2018-2019       |              | 2017-2018 |       | 1               | 10 | 0    | 02   | 2     |         |          |  |
| 53128       | 07.10. | IFK YSTAD   | -               | ALINGSAS     | 26:26     | 27:28 | D               | V  | 2,54 | 1,92 | 8,00  | 1,40    | 1,70     |  |
| 53227       | 07.10. | SKÖVDE      | -               | YSTAD IF     | 30:29     | 25:30 | D               | V  | 1,68 | 1,39 | 8,07  | 1,95    | 2,58     |  |
|             | 07.10. | ÖNNEREDS    | -               | KRISTIANSTAD | 25:36     | 24:33 | D               | V  | 6,50 | 4,00 | 9,80  | 1,06    | 1,17     |  |
| 53129       | 07.10. | SAVEHOF     | -               | HELSINGBORG  |           |       | D               | V  | 1,10 | 1,02 | 15,00 | 5,00    | 7,90     |  |
|             | 09.10. | HALLBY      | -               | MALMÖ        |           |       | D               | V  | 7,00 | 4,15 | 10,00 | 1,05    | 1,15     |  |
|             | 08.10. | VARBERG     | -               | REDBERGLIDS  |           |       | D               | V  | 5,80 | 3,60 | 9,50  | 1,07    | 1,20     |  |
|             | 09.10. | ALINGSAS    | -               | LUGI         | 22:22     | 26:30 | D               | V  | 1,30 | 1,15 | 9,00  | 2,90    | 4,10     |  |
|             | 11.10. | HELSINGBORG | -               | ÖNNEREDS     |           |       | D               | V  | 1,40 | 1,22 | 8,70  | 2,50    | 3,50     |  |
|             | 12.10. | IFK YSTAD   | -               | HALLBY       |           |       | D               | V  | 1,05 | 1,01 | 15,00 | 6,30    | 10,50    |  |

VÝSLEDKY POSLEDNÝCH ZÁPISOV (OZNAČENIE PÍSMENOM (V) ZNAMENÁ ZÁPAS HRANY VONKU)

|              |                  |       |                  |       |                 |       |                 |       |                  |       |               |       |
|--------------|------------------|-------|------------------|-------|-----------------|-------|-----------------|-------|------------------|-------|---------------|-------|
| ALINGSAS     | GUIF             | 29:26 | SKÖVDE           | 24:27 | REDBERGLIDS (V) | 29:28 | HALLBY (V)      | 30:27 | ÖNNEREDS (V)     | 26:22 | SAVEHOF       | 28:23 |
| GUIF         | LUGI (V)         | 27:29 | ALINGSAS (V)     | 26:29 | REDBERGLIDS (V) | 29:29 | ÖNNEREDS        | 29:23 | SKÖVDE           | 28:24 | HALLBY        | 26:33 |
| HALLBY       | SAVEHOF (V)      | 24:34 | ÖNNEREDS         | 29:32 | ALINGSAS        | 27:30 | SKÖVDE (V)      | 25:34 | GUIF (V)         | 33:26 | REDBERGLIDS   | 24:30 |
| HELSINGBORG  | VARBERG          | 22:17 | YSTAD IF         | 25:39 | MALMÖ (V)       | 23:33 | LUGI (V)        | 25:26 | KRISTIANSTAD     | 20:24 | IFK YSTAD (V) | 23:24 |
| IFK YSTAD    | KRISTIANSTAD (V) | 24:25 | LUGI (V)         | 27:23 | MALMÖ           | 21:28 | YSTAD IF (V)    | 28:24 | VARBERG          | 27:15 | HELSINGBORG   | 24:23 |
| KRISTIANSTAD | IFK YSTAD        | 25:24 | MALMÖ            | 20:30 | VARBERG (V)     | 36:28 | HELSINGBORG (V) | 24:20 | YSTAD IF         | 25:23 | LUGI          | 31:24 |
| LUGI         | GUIF             | 29:27 | YSTAD IF (V)     | 29:28 | IFK YSTAD       | 23:27 | MALMÖ           | 26:24 | HELSINGBORG      | 26:25 | VARBERG (V)   | 28:21 |
| MALMÖ        | VARBERG (V)      | 30:27 | KRISTIANSTAD (V) | 30:20 | IFK YSTAD (V)   | 28:21 | LUGI (V)        | 24:26 | HELSINGBORG      | 33:23 | YSTAD IF      | 21:25 |
| REDBERGLIDS  | ÖNNEREDS (V)     | 29:31 | SKÖVDE           | 21:30 | GUIF            | 29:29 | ALINGSAS        | 28:29 | SAVEHOF (V)      | 28:25 | HALLBY (V)    | 30:24 |
| SKÖVDE       | REDBERGLIDS (V)  | 30:21 | ALINGSAS (V)     | 27:24 | SAVEHOF         | 26:26 | GUIF (V)        | 24:28 | HALLBY           | 34:25 | ÖNNEREDS      | 33:25 |
| SAVEHOF      | HALLBY           | 34:24 | SKÖVDE (V)       | 26:26 | ÖNNEREDS (V)    | 23:21 | REDBERGLIDS     | 25:28 | ALINGSAS (V)     | 23:28 | GUIF          | 27:22 |
| VARBERG      | MALMÖ            | 27:30 | HELSINGBORG (V)  | 17:22 | KRISTIANSTAD    | 28:36 | YSTAD IF (V)    | 26:31 | IFK YSTAD (V)    | 15:27 | LUGI          | 21:28 |
| YSTAD IF     | LUGI             | 28:29 | HELSINGBORG (V)  | 39:25 | VARBERG         | 31:26 | IFK YSTAD       | 24:28 | KRISTIANSTAD (V) | 23:25 | MALMÖ (V)     | 25:21 |
| ÖNNEREDS     | REDBERGLIDS      | 31:29 | HALLBY (V)       | 32:29 | GUIF (V)        | 23:29 | SAVEHOF         | 21:23 | ALINGSAS         | 22:26 | SKÖVDE (V)    | 25:33 |

| TABUĽKA     |   | CELKOM |   |   |         | DOMA |   |   |   | VONKU |   |   |   | POZN. |
|-------------|---|--------|---|---|---------|------|---|---|---|-------|---|---|---|-------|
| 1. ALINGSAS | 6 | 5      | 0 | 1 | 166:153 | 10   | 2 | 0 | 1 | 81:76 | 3 | 0 | 0 | 85:77 |

**HÁDZANÁ - RAKÚSKA LIGA**

| TABUĽKA              | CELKOM |   |   |   | DOMA    |    |   | VONKU |   |         | POZN. |   |   |         |          |
|----------------------|--------|---|---|---|---------|----|---|-------|---|---------|-------|---|---|---------|----------|
| 1. FIVERS            | 7      | 6 | 0 | 1 | 216:180 | 12 | 3 | 0     | 1 | 117:102 | 3     | 0 | 0 | 99:78   | 0 TITUL  |
| 2. WEST WIEN         | 7      | 5 | 0 | 2 | 186:163 | 10 | 4 | 0     | 0 | 108:88  | 1     | 0 | 2 | 78:75   | 0 TITUL  |
| 3. KREMS             | 7      | 5 | 0 | 2 | 203:188 | 10 | 2 | 0     | 1 | 87:85   | 3     | 0 | 1 | 116:103 | 0 TITUL  |
| 4. HARD              | 6      | 5 | 0 | 1 | 161:147 | 10 | 3 | 0     | 0 | 82:71   | 2     | 0 | 1 | 79:76   | 0 TITUL  |
| 5. FERLACH           | 6      | 3 | 1 | 2 | 160:160 | 7  | 2 | 0     | 1 | 78:78   | 1     | 1 | 1 | 82:82   | 0 TITUL  |
| 6. SCHWAZ            | 7      | 3 | 0 | 4 | 168:186 | 6  | 2 | 0     | 1 | 78:79   | 1     | 0 | 3 | 90:107  | 0 ZOSTUP |
| 7. LINZ              | 7      | 2 | 1 | 4 | 200:202 | 5  | 0 | 1     | 2 | 81:93   | 2     | 0 | 2 | 119:109 | 0 ZOSTUP |
| 8. HSG GRAZ          | 7      | 2 | 0 | 5 | 190:204 | 4  | 2 | 0     | 2 | 111:111 | 0     | 0 | 3 | 79:93   | 0 ZOSTUP |
| 9. BREGENZ           | 7      | 1 | 0 | 6 | 166:186 | 2  | 1 | 0     | 2 | 75:86   | 0     | 0 | 4 | 91:100  | 0 ZOSTUP |
| 10. BARNBACH/KÖFLACH | 7      | 1 | 0 | 6 | 169:203 | 2  | 0 | 0     | 4 | 91:118  | 1     | 0 | 2 | 78:85   | 0 ZOSTUP |

**HÁDZANÁ - ŠVAJČIARSKA LIGA**

| TABUĽKA          | CELKOM |   |   |   | DOMA    |    |   | VONKU |   |         | POZN. |   |   |         |          |
|------------------|--------|---|---|---|---------|----|---|-------|---|---------|-------|---|---|---------|----------|
| 1. P. WINTERTHUR | 6      | 5 | 1 | 0 | 180:160 | 11 | 3 | 1     | 0 | 121:108 | 2     | 0 | 0 | 59:52   | PLAY OFF |
| 2. KRIENS        | 6      | 5 | 0 | 1 | 179:153 | 10 | 3 | 0     | 0 | 91:75   | 2     | 0 | 1 | 88:78   | PLAY OFF |
| 3. SCHAFFHAUSEN  | 6      | 4 | 0 | 2 | 192:157 | 8  | 3 | 0     | 0 | 107:81  | 1     | 0 | 2 | 85:76   | PLAY OFF |
| 4. ST.GALLEN     | 6      | 4 | 0 | 2 | 181:174 | 8  | 2 | 0     | 0 | 55:49   | 2     | 0 | 2 | 126:125 | PLAY OFF |
| 5. W.THUN        | 6      | 3 | 0 | 3 | 165:160 | 6  | 2 | 0     | 1 | 81:70   | 1     | 0 | 2 | 84:90   | PLAY OFF |
| 6. AARAU         | 5      | 2 | 1 | 2 | 115:120 | 5  | 1 | 1     | 0 | 52:51   | 1     | 0 | 2 | 63:69   | PLAY OFF |
| 7. BSV BERN      | 6      | 1 | 2 | 3 | 163:167 | 4  | 1 | 0     | 2 | 81:82   | 0     | 2 | 1 | 82:85   | 0 ZOSTUP |
| 8. A.ZURICH      | 6      | 1 | 1 | 4 | 128:157 | 3  | 0 | 0     | 3 | 57:87   | 1     | 1 | 1 | 71:70   | 0 ZOSTUP |
| 9. ENDINGEN      | 5      | 0 | 2 | 3 | 124:140 | 2  | 0 | 2     | 1 | 78:81   | 0     | 0 | 2 | 46:59   | 0 ZOSTUP |
| 10. BASEL        | 6      | 0 | 1 | 5 | 148:187 | 1  | 0 | 0     | 3 | 74:94   | 0     | 1 | 2 | 74:93   | 0 ZOSTUP |

**HÁDZANÁ - NÓRSKA LIGA**

| TABUĽKA             | CELKOM |   |   |   | DOMA    |   |   | VONKU |   |       | POZN. |   |   |       |          |
|---------------------|--------|---|---|---|---------|---|---|-------|---|-------|-------|---|---|-------|----------|
| 1. DRAMMEN          | 4      | 4 | 0 | 0 | 135:101 | 8 | 2 | 0     | 0 | 75:54 | 2     | 0 | 0 | 60:47 | PLAY OFF |
| 2. BAEKKELAGET OSLO | 4      | 3 | 1 | 0 | 119:106 | 7 | 2 | 0     | 0 | 65:56 | 1     | 1 | 0 | 54:50 | PLAY OFF |
| 3. KOLSTAD          | 3      | 3 | 0 | 0 | 95:71   | 6 | 2 | 0     | 0 | 57:45 | 1     | 0 | 0 | 38:26 | PLAY OFF |
| 4. ELVERUM          | 4      | 3 | 0 | 1 | 122:106 | 6 | 1 | 0     | 0 | 33:25 | 2     | 0 | 1 | 89:81 | PLAY OFF |
| 5. HASLUM           | 4      | 2 | 1 | 1 | 116:111 | 5 | 1 | 1     | 0 | 52:51 | 1     | 0 | 1 | 64:60 | PLAY OFF |
| 6. NAERBO           | 4      | 2 | 0 | 2 | 115:114 | 4 | 2 | 0     | 0 | 68:57 | 0     | 0 | 2 | 47:57 | PLAY OFF |
| 7. FYLLINGEN        | 5      | 1 | 1 | 3 | 129:142 | 3 | 1 | 0     | 2 | 75:84 | 0     | 1 | 1 | 54:58 | PLAY OFF |
| 8. FOLLO            | 4      | 1 | 1 | 2 | 101:116 | 3 | 1 | 1     | 0 | 54:50 | 0     | 0 | 2 | 47:66 | PLAY OFF |
| 9. SANDEFJORD       | 4      | 1 | 0 | 3 | 108:113 | 2 | 1 | 0     | 1 | 60:56 | 0     | 0 | 2 | 48:57 | PLAY OFF |
| 10. ARENDAL         | 4      | 1 | 0 | 3 | 113:120 | 2 | 1 | 0     | 1 | 61:58 | 0     | 0 | 2 | 52:62 | BARAZ    |
| 11. HALDEN          | 4      | 1 | 0 | 3 | 110:130 | 2 | 1 | 0     | 1 | 58:58 | 0     | 0 | 2 | 52:72 | ZOSTUP   |
| 12. ST. HALLVARD    | 4      | 0 | 0 | 4 | 108:141 | 0 | 0 | 0     | 2 | 49:70 | 0     | 0 | 2 | 59:71 | ZOSTUP   |

**HÁDZANÁ - POĽSKÁ LIGA**

| TABUĽKA           | CELKOM |   |   |   | DOMA    |    |   | VONKU |   |         | POZN. |   |   |         |          |
|-------------------|--------|---|---|---|---------|----|---|-------|---|---------|-------|---|---|---------|----------|
| 1. KIELCE         | 6      | 6 | 0 | 0 | 216:129 | 18 | 4 | 0     | 0 | 157:90  | 2     | 0 | 0 | 59:39   | PLAY OFF |
| 2. WISLA PLOCK    | 6      | 6 | 0 | 0 | 177:129 | 18 | 3 | 0     | 0 | 88:59   | 3     | 0 | 0 | 89:70   | PLAY OFF |
| 3. PULAWY         | 6      | 4 | 0 | 2 | 157:139 | 12 | 3 | 0     | 0 | 87:65   | 1     | 0 | 2 | 70:74   | PLAY OFF |
| 4. ZABRZE         | 6      | 4 | 0 | 2 | 161:155 | 12 | 4 | 0     | 0 | 117:96  | 0     | 0 | 2 | 44:59   | PLAY OFF |
| 5. ZAGLEBIE LUBIN | 6      | 3 | 0 | 3 | 163:161 | 9  | 2 | 0     | 0 | 57:52   | 1     | 0 | 3 | 106:109 | PLAY OFF |
| 6. GWARDIA OPOLE  | 6      | 3 | 0 | 3 | 159:164 | 9  | 2 | 0     | 2 | 101:102 | 1     | 0 | 1 | 58:62   | PLAY OFF |
| 7. KWIDZYN        | 6      | 3 | 0 | 3 | 151:158 | 9  | 2 | 0     | 1 | 80:75   | 1     | 0 | 2 | 71:83   | PLAY OFF |
| 8. GDANSK         | 6      | 3 | 0 | 3 | 157:167 | 9  | 2 | 0     | 1 | 86:83   | 1     | 0 | 2 | 71:84   | PLAY OFF |
| 9. GLOGOW         | 6      | 2 | 0 | 3 | 162:164 | 7  | 1 | 0     | 1 | 51:52   | 1     | 0 | 2 | 111:112 | 0 ZOSTUP |
| 10. PIOTRKOW      | 6      | 2 | 0 | 4 | 158:161 | 6  | 2 | 0     | 1 | 83:76   | 0     | 0 | 3 | 75:85   | 0 ZOSTUP |
| 11. P.SZCZECIN    | 6      | 2 | 0 | 4 | 151:172 | 6  | 1 | 0     | 2 | 71:82   | 1     | 0 | 2 | 80:90   | 0 ZOSTUP |
| 12. KALISZ        | 6      | 2 | 0 | 4 | 147:177 | 6  | 1 | 0     | 2 | 78:82   | 1     | 0 | 2 | 69:95   | 0 ZOSTUP |
| 13. STAL MIELEC   | 6      | 1 | 0 | 5 | 145:183 | 3  | 1 | 0     | 2 | 79:82   | 0     | 0 | 3 | 66:101  | 0 ZOSTUP |
| 14. SPR TARNÓW    | 6      | 0 | 0 | 5 | 149:194 | 2  | 0 | 0     | 1 | 58:64   | 0     | 0 | 4 | 91:130  | 0 ZOSTUP |

**HÁDZANÁ - FRANCÚZSKA LIGA**

| TABUĽKA           | CELKOM |   |   |   | DOMA    |    |   | VONKU |   |        | POZN. |   |   |        |        |
|-------------------|--------|---|---|---|---------|----|---|-------|---|--------|-------|---|---|--------|--------|
| 1. PARIS HANDBALL | 5      | 5 | 0 | 0 | 168:140 | 10 | 2 | 0     | 0 | 66:57  | 3     | 0 | 0 | 102:83 | LMI    |
| 2. NANTES         | 5      | 4 | 0 | 1 | 163:126 | 8  | 3 | 0     | 0 | 96:66  | 1     | 0 | 1 | 67:60  | EHF    |
| 3. MONTPELLIER    | 5      | 4 | 0 | 1 | 143:127 | 8  | 3 | 0     | 0 | 93:77  | 1     | 0 | 1 | 50:50  | EHF    |
| 4. PAYS D AIX     | 5      | 3 | 2 | 0 | 139:126 | 8  | 2 | 0     | 0 | 60:51  | 1     | 2 | 0 | 79:75  |        |
| 5. DUNKERQUE      | 5      | 3 | 0 | 2 | 132:127 | 6  | 2 | 0     | 0 | 53:47  | 1     | 0 | 2 | 79:80  |        |
| 6. ISTRES         | 5      | 3 | 0 | 2 | 137:148 | 6  | 2 | 0     | 1 | 81:88  | 1     | 0 | 1 | 56:60  |        |
| 7. NIMES          | 5      | 2 | 1 | 2 | 142:144 | 5  | 1 | 0     | 2 | 82:90  | 1     | 1 | 0 | 60:54  |        |
| 8. U.S.IVRY       | 5      | 2 | 1 | 2 | 130:133 | 5  | 1 | 1     | 1 | 77:79  | 1     | 0 | 1 | 53:54  |        |
| 9. TOULOUSE       | 5      | 2 | 1 | 2 | 141:152 | 5  | 2 | 1     | 0 | 91:87  | 0     | 0 | 2 | 50:65  |        |
| 10. CHAMBERY      | 5      | 1 | 1 | 3 | 140:138 | 3  | 1 | 1     | 0 | 61:53  | 0     | 0 | 3 | 79:85  |        |
| 11. CRETEIL       | 5      | 1 | 0 | 4 | 136:151 | 2  | 0 | 0     | 2 | 46:54  | 1     | 0 | 2 | 90:97  |        |
| 12. TREMBLAY      | 5      | 1 | 0 | 4 | 124:144 | 2  | 1 | 0     | 1 | 56:48  | 0     | 0 | 3 | 68:96  |        |
| 13. CHARTRES      | 5      | 1 | 0 | 4 | 135:158 | 2  | 0 | 0     | 3 | 83:103 | 1     | 0 | 1 | 52:55  | ZOSTUP |
| 14. S.RAPHA L     | 5      | 0 | 0 | 5 | 136:152 | 0  | 0 | 0     | 2 | 57:64  | 0     | 0 | 3 | 79:88  | ZOSTUP |

**HÁDZANÁ - FRANCÚZSKA LIGA, ŽENY**

| TABUĽKA              | CELKOM |   |   |   | DOMA    |    |   | VONKU |   |         | POZN. |   |   |         |          |
|----------------------|--------|---|---|---|---------|----|---|-------|---|---------|-------|---|---|---------|----------|
| 1. METZ Ž            | 6      | 6 | 0 | 0 | 210:147 | 18 | 2 | 0     | 0 | 69:42   | 4     | 0 | 0 | 141:105 | PLAY OFF |
| 2. BREST BRETAGNE Ž  | 6      | 6 | 0 | 0 | 172:144 | 18 | 4 | 0     | 0 | 110:93  | 2     | 0 | 0 | 62:51   | PLAY OFF |
| 3. NANTES Ž          | 7      | 5 | 0 | 2 | 213:179 | 17 | 3 | 0     | 1 | 113:99  | 2     | 0 | 1 | 100:80  | PLAY OFF |
| 4. NICE Ž            | 7      | 4 | 0 | 3 | 165:162 | 15 | 4 | 0     | 0 | 105:86  | 0     | 0 | 3 | 60:76   | PLAY OFF |
| 5. PARIS 92 Ž        | 7      | 4 | 0 | 3 | 178:176 | 15 | 3 | 0     | 0 | 79:61   | 1     | 0 | 3 | 99:115  | PLAY OFF |
| 6. FLEURY LOIRET Ž   | 7      | 4 | 0 | 3 | 190:189 | 15 | 2 | 0     | 1 | 94:86   | 2     | 0 | 2 | 96:103  | PLAY OFF |
| 7. TOULON Ž          | 7      | 3 | 0 | 4 | 167:173 | 13 | 2 | 0     | 2 | 95:102  | 1     | 0 | 2 | 72:71   | PLAY OFF |
| 8. DIJON Ž           | 7      | 3 | 0 | 4 | 183:196 | 13 | 2 | 0     | 2 | 111:111 | 1     | 0 | 2 | 72:85   | PLAY OFF |
| 9. CHAMBRAY Ž        | 7      | 2 | 0 | 5 | 169:194 | 11 | 1 | 0     | 2 | 72:87   | 1     | 0 | 3 | 97:107  | 0 ZOSTUP |
| 10. BESANCON Ž       | 6      | 2 | 0 | 4 | 140:150 | 10 | 2 | 0     | 1 | 75:70   | 0     | 0 | 3 | 65:80   | 0 ZOSTUP |
| 11. BOURG DE PEAGE Ž | 6      | 1 | 0 | 5 | 142:157 | 8  | 1 | 0     | 2 | 80:78   | 0     | 0 | 3 | 62:79   | 0 ZOSTUP |
| 12. MERIGNAC Ž       | 7      | 0 | 0 | 7 | 175:237 | 7  | 0 | 0     | 3 | 79:107  | 0     | 0 | 4 | 96:130  | 0 ZOSTUP |

**HÁDZANÁ - SEHA LIGA**

| TABUĽKA SKUPINY A           | CELKOM |   |   |   | DOMA    |    |   | VONKU |   |        | POZN. |   |   |        |               |
|-----------------------------|--------|---|---|---|---------|----|---|-------|---|--------|-------|---|---|--------|---------------|
| 1. MOTOR ZAPOROŽIE          | 5      | 4 | 0 | 1 | 153:130 | 12 | 3 | 0     | 0 | 106:81 | 1     | 0 | 1 | 47:49  | PLAY OFF - SF |
| 2. VARDAR SKOPJE            | 4      | 3 | 0 | 1 | 124:102 | 9  | 2 | 0     | 0 | 64:48  | 1     | 0 | 1 | 60:54  | PLAY OFF - SF |
| 3. TATRAN PREŠOV            | 5      | 3 | 0 | 2 | 129:115 | 9  | 1 | 0     | 2 | 68:72  | 2     | 0 | 0 | 61:43  | PLAY OFF - OF |
| 4. VOJVODINA N.SAD          | 4      | 3 | 0 | 1 | 100:88  | 9  | 2 | 0     | 0 | 54:45  | 1     | 0 | 1 | 46:43  | PLAY OFF - OF |
| 5. RK NEXE NASICE           | 5      | 1 | 0 | 4 | 143:140 | 3  | 1 | 0     | 1 | 64:51  | 0     | 0 | 3 | 79:89  | PLAY OFF - OF |
| 6. BEIJING SPORT UNIV.      | 5      | 0 | 0 | 5 | 108:182 | 0  | 0 | 0     | 2 | 40:64  | 0     | 0 | 3 | 68:118 | PLAY OFF - OF |
| TABUĽKA SKUPINY B           | CELKOM |   |   |   | DOMA    |    |   | VONKU |   |        | POZN. |   |   |        |               |
| 1. VESZPREM                 | 5      | 4 | 0 | 1 | 146:127 | 12 | 2 | 0     | 0 | 68:51  | 2     | 0 | 1 | 78:76  | PLAY OFF - SF |
| 2. EUROFARM RABOTNIK BITOLA | 4      | 3 | 0 | 1 | 115:98  | 9  | 3 | 0     | 0 | 92:74  | 0     | 0 | 1 | 23:24  | PLAY OFF - SF |
| 3. RK ZAHREB                | 3      | 2 | 0 | 1 | 80:84   | 6  | 1 | 0     | 0 | 24:23  | 1     | 0 | 1 | 56:61  | PLAY OFF - OF |
| 4. HC MESHKOV BREST         | 4      | 1 | 0 | 3 | 118:119 | 3  | 1 | 0     | 1 | 62:52  | 0     | 0 | 2 | 56:67  | PLAY OFF - OF |
| 5. MET.SABAC                | 3      | 1 | 0 | 2 | 81:93   | 3  | 1 | 0     | 1 | 60:61  | 0     | 0 | 1 | 21:32  | PLAY OFF - OF |
| 6. SPARTAK MOSKVA           | 3      | 0 | 0 | 3 | 76:95   | 0  | 0 | 0     | 1 | 23:26  | 0     | 0 | 2 | 53:69  | PLAY OFF - OF |

**HÁDZANÁ - INTERLIGA, ŽENY**

| TABUĽKA           | CELKOM |   |   |   | DOMA    |    |   | VONKU |   |        | POZN. |   |   |        |          |
|-------------------|--------|---|---|---|---------|----|---|-------|---|--------|-------|---|---|--------|----------|
| 1. MICHALOVCE Ž   | 5      | 5 | 0 | 0 | 167:97  | 10 | 3 | 0     | 0 | 114:59 | 2     | 0 | 0 | 53:38  | PLAY OFF |
| 2. MOST Ž         | 5      | 5 | 0 | 0 | 183:115 | 10 | 1 | 0     | 0 | 32:27  | 4     | 0 | 0 | 151:88 | PLAY OFF |
| 3. PISEK Ž        | 5      | 4 | 1 | 0 | 141:119 | 9  | 2 | 0     | 0 | 53:50  | 2     | 1 | 0 | 88:69  | PLAY OFF |
| 4. SLAVIA PRAHA Ž | 5      | 3 | 1 | 1 | 139:119 | 7  | 1 | 1     | 0 | 62:50  | 2     | 0 | 1 | 77:69  | PLAY OFF |
| 5. OLOMOUC Ž      | 5      | 3 | 0 | 2 | 148:131 |    |   |       |   |        |       |   |   |        |          |

| 4. PREŠOV  | 24            | 10 | 3 | 3 | 8  | 48:41 | 39 | 6           | 3 | 1 | 2  | 30:16 | 4            | 0 | 2 | 6  | 18:25 | PLAY OFF     |
|--|---------------|----|---|---|----|-------|----|-------------|---|---|----|-------|--------------|---|---|----|-------|--------------|
| <b>KONEČNÁ TABUĽKA SKUPINY 0 5. - 10. MIESTO</b> | <b>CELKOM</b> |    |   |   |    |       |    | <b>DOMA</b> |   |   |    |       | <b>VONKU</b> |   |   |    |       | <b>POZN.</b> |
| 1. SVIDNÍK                                       | 28            | 18 | 2 | 2 | 6  | 66:32 | 60 | 11          | 0 | 1 | 2  | 35:11 | 7            | 2 | 1 | 4  | 31:21 | PLAY OFF     |
| 2. MYJAVIA                                       | 28            | 14 | 2 | 2 | 10 | 55:45 | 48 | 8           | 2 | 2 | 2  | 35:19 | 6            | 0 | 0 | 8  | 20:26 | PLAY OFF     |
| 3. KOMÁRNO                                       | 28            | 13 | 1 | 2 | 12 | 52:47 | 43 | 8           | 1 | 1 | 4  | 31:19 | 5            | 0 | 1 | 8  | 21:28 | PLAY OFF     |
| 4. TRENČÍN                                       | 28            | 6  | 2 | 3 | 17 | 35:66 | 25 | 4           | 1 | 1 | 8  | 20:30 | 2            | 1 | 2 | 9  | 15:36 | PLAY OFF     |
| 5. ZVOLEN  | 28            | 5  | 2 | 2 | 19 | 26:69 | 21 | 2           | 1 | 1 | 10 | 12:35 | 3            | 1 | 1 | 9  | 16:34 |              |
| 6. STARÁ LUBOVNA                                 | 28            | 0  | 0 | 0 | 28 | 2:84  | 0  | 0           | 0 | 0 | 14 | 2:42  | 0            | 0 | 0 | 14 | 0:42  | 0 ZOSTUP     |

**VOLEJBAL - ČESKÁ EXTRALIGA**

| KONEČNÁ TABUĽKA     | CELKOM               | DOMA          | VONKU         | POZN.    |
|---------------------|----------------------|---------------|---------------|----------|
| 1. ČESKÉ BUDEJOVICE | 22 15 3 0 4 56:24 51 | 8 2 0 1 30:9  | 7 1 0 3 26:15 | PLAY OFF |
| 2. LIBEREC          | 22 14 1 6 1 57:27 50 | 8 0 3 0 30:12 | 6 1 3 1 27:15 | PLAY OFF |
| 3. KLADNO           | 22 12 3 3 4 54:31 45 | 8 1 0 2 29:11 | 4 2 3 2 25:20 | PLAY OFF |
| 4. OSTRAVA          | 22 13 0 4 5 49:32 43 | 8 0 2 1 29:13 | 5 0 2 4 20:19 | PLAY OFF |
| 5. KARLOVARSKO      | 22 11 4 1 6 51:32 42 | 7 2 0 2 27:13 | 4 2 1 4 24:19 | PLAY OFF |
| 6. BRNO             | 22 9 2 4 7 45:42 35  | 5 1 2 3 24:19 | 4 1 2 4 21:23 | PLAY OFF |
| 7. PŘIBRAM          | 22 6 6 0 10 41:45 30 | 4 3 0 4 23:19 | 2 3 0 6 18:26 | PLAY OFF |
| 8. ODOLENA VODA     | 22 6 4 1 11 40:48 27 | 4 3 0 4 25:21 | 2 1 1 7 15:27 | PLAY OFF |
| 9. VK PRAHA         | 22 4 5 4 9 37:51 26  | 3 3 2 3 23:22 | 1 2 2 6 14:29 | 0 ZOSTUP |
| 10. USTÍ N.L.       | 22 7 0 2 13 30:48 23 | 5 0 1 5 17:20 | 2 0 1 8 13:28 | 0 ZOSTUP |
| 11. ZLÍN            | 22 2 3 4 13 27:58 16 | 2 2 2 5 18:26 | 0 1 2 8 9:32  | 0 ZOSTUP |
| 12. BENÁTKY NAD J.  | 22 1 1 3 17 14:63 8  | 1 0 3 7 10:31 | 0 1 0 10 4:32 | 0 ZOSTUP |
| 13. SGLD BRNO       | 0 0 0 0 0 0:0 0      | 0 0 0 0 0:0   | 0 0 0 0 0:0   | 0 ZOSTUP |

**VOLEJBAL - ČESKÁ EXTRALIGA, ŽENY**

| TABUĽKA            | CELKOM            | DOMA        | VONKU       | POZN.    |
|--------------------|-------------------|-------------|-------------|----------|
| 1. PROSTĚJOV Ž     | 4 3 1 0 0 12:3 11 | 2 0 0 0 6:0 | 1 1 0 0 6:3 | PLAY OFF |
| 2. VK BRNO Ž       | 4 2 2 0 0 12:4 10 | 1 0 0 0 3:0 | 1 2 0 0 9:4 | PLAY OFF |
| 3. OLOMOUČ Ž       | 4 3 0 0 1 9:3 9   | 2 0 0 0 6:0 | 1 0 0 1 3:3 | PLAY OFF |
| 4. OSTRAVA Ž       | 4 2 0 1 1 8:7 7   | 1 0 0 1 5:6 | 1 0 0 0 3:1 | PLAY OFF |
| 5. OLYMP PRAHA Ž   | 4 2 0 0 2 6:7 6   | 1 0 0 0 3:0 | 1 0 0 2 3:7 | PLAY OFF |
| 6. LIBEREC Ž       | 4 1 1 0 2 8:9 5   | 0 0 0 2 2:6 | 1 1 0 0 6:3 | PLAY OFF |
| 7. KP BRNO Ž       | 3 0 1 1 1 5:8 3   | 0 0 0 1 0:2 | 0 1 0 1 3:5 | 0 ZOSTUP |
| 8. STERNBERK Ž     | 4 0 0 3 1 6:12 3  | 0 0 0 2 0:4 | 0 0 0 1 2:6 | 0 ZOSTUP |
| 9. FRYDEK MISTEK Ž | 4 0 1 0 3 4:11 2  | 0 1 0 2 4:8 | 0 0 0 1 0:3 | 0 ZOSTUP |
| 10. PŘEROV Ž       | 3 0 0 1 2 3:9 1   | 0 0 1 1 3:6 | 0 0 0 1 0:3 | 0 ZOSTUP |

**VOLEJBAL - FRANCÚZSKA LIGA**

| KONEČNÁ TABUĽKA    | CELKOM                | DOMA           | VONKU         | POZN.    |
|--------------------|-----------------------|----------------|---------------|----------|
| 1. TOURS           | 24 16 6 1 1 69:24 61  | 11 1 0 0 36:7  | 5 5 1 1 33:17 | PLAY OFF |
| 2. AJACCIO         | 24 14 2 2 6 54:35 48  | 10 0 1 1 32:11 | 4 2 1 5 22:24 | PLAY OFF |
| 3. RENNES          | 24 13 2 4 5 55:36 47  | 7 2 2 1 32:16  | 6 0 2 4 23:20 | PLAY OFF |
| 4. MONTPELLIER     | 24 13 2 3 6 56:36 46  | 9 1 1 1 33:12  | 4 1 2 5 23:24 | PLAY OFF |
| 5. NICE            | 24 11 4 0 9 48:37 41  | 7 3 0 2 30:13  | 4 1 0 7 18:24 | PLAY OFF |
| 6. CHAUMONT        | 24 10 4 3 7 53:44 41  | 6 3 0 3 29:19  | 4 1 3 4 24:25 | PLAY OFF |
| 7. POITIERS        | 24 10 2 1 11 43:45 35 | 6 1 0 5 23:20  | 4 1 1 6 20:25 | PLAY OFF |
| 8. NANTES          | 24 10 1 2 11 41:44 34 | 7 1 1 3 28:16  | 3 0 1 8 13:28 | PLAY OFF |
| 9. TOURCOING LILLE | 24 7 2 4 11 38:52 29  | 5 1 2 4 23:22  | 2 1 2 7 15:30 |          |
| 10. NARBONNE       | 24 7 2 3 12 38:51 28  | 4 0 1 7 17:24  | 3 2 2 5 21:27 |          |
| 11. TOULOUSE       | 24 7 0 3 14 33:53 24  | 6 0 3 3 25:20  | 1 0 0 11 8:33 |          |
| 12. AS CANNES      | 24 4 1 3 16 27:60 17  | 3 1 3 5 20:26  | 1 0 0 11 7:34 | ZOSTUP   |
| 13. ARAGO DE SETE  | 24 4 2 1 17 24:62 17  | 4 2 0 6 19:26  | 0 0 1 11 5:36 | ZOSTUP   |


**VOLEJBAL - FRANCÚZSKA LIGA, ŽENY**

| KONEČNÁ TABUĽKA        | CELKOM                | DOMA           | VONKU          | POZN.    |
|------------------------|-----------------------|----------------|----------------|----------|
| 1. MULHOUSE Ž          | 26 24 0 2 0 76:12 74  | 13 0 0 0 39:1  | 11 0 2 0 37:11 | PLAY OFF |
| 2. RC CANNES Ž         | 26 18 6 1 1 74:26 67  | 8 4 1 0 38:15  | 10 2 0 1 36:11 | PLAY OFF |
| 3. LE CANNET Ž         | 26 17 3 2 4 67:31 59  | 8 1 1 3 32:18  | 9 2 1 1 35:13  | PLAY OFF |
| 4. NANTES Ž            | 26 11 8 1 6 60:42 50  | 7 3 1 2 32:19  | 4 5 0 4 28:23  | PLAY OFF |
| 5. BEZIERS Ž           | 26 12 2 3 9 54:43 43  | 9 0 0 4 30:15  | 3 2 3 5 24:28  | PLAY OFF |
| 6. VENELLES Ž          | 26 9 5 5 7 57:52 42   | 6 1 2 4 29:24  | 3 4 3 3 28:28  | PLAY OFF |
| 7. ST-RAPHA L Ž        | 26 11 1 7 7 51:50 42  | 6 0 4 3 26:24  | 5 1 3 4 25:26  | PLAY OFF |
| 8. MARCQ BAROEUL Ž     | 26 10 0 5 11 44:54 35 | 5 0 4 4 24:29  | 5 0 1 7 20:25  | PLAY OFF |
| 9. PARIS ST-CLOUD Ž    | 26 7 4 4 11 48:57 33  | 4 3 1 5 27:27  | 3 1 3 6 21:30  |          |
| 10. MOUGINS Ž          | 26 6 4 3 13 44:59 29  | 3 2 2 6 21:29  | 3 2 1 7 23:30  |          |
| 11. VANDOEUVRE NANCY Ž | 26 7 3 2 14 40:57 29  | 5 2 2 4 25:24  | 2 1 0 10 15:33 |          |
| 12. QUIMPER Ž          | 26 4 2 3 17 34:67 19  | 3 1 3 6 23:31  | 1 1 0 11 11:36 |          |
| 13. CHAMALIEROIS Ž     | 26 3 4 2 17 33:67 19  | 1 0 2 10 10:36 | 2 4 0 7 23:31  | ZOSTUP   |
| 14. FRANCE AVENIR Ž    | 26 1 0 2 23 11:76 5   | 0 0 2 11 6:39  | 1 0 0 12 5:37  | ZOSTUP   |

**TENIS ATP TOUR - SHANGHAI, 8 322 885 \$, TVRDÝ POVRCH**

|     |                 |             |  |
|-----|-----------------|-------------|--|
| 1   | N. DJOKOVIČ     | N. DJOKOVIČ |  |
|     | BYE             |             |  |
| 46  | TIAFOE          |             |  |
| 32  | ŠHAPOVALOV      |             |  |
| 235 | Z. LI           |             |  |
| 24  | POUILLE         |             |  |
| 25  | DE MINAUR       |             |  |
| 19  | ISNER           |             |  |
| 11  | MONFILS         |             |  |
| 54  | SONEGO          |             |  |
| 36  | HURKACZ         |             |  |
| 213 | ZH. ZHANG       |             |  |
| 20  | AUGER ALJASSIME |             |  |
|     | Q               |             |  |
|     | BYE             | TSITSIPAS   |  |
| 7   | TSITSIPAS       |             |  |
| 4   | MEDVEDEV        | MEDVEDEV    |  |
|     | BYE             |             |  |
|     | Q               |             |  |
| 50  | G. SIMON        |             |  |
| 62  | J. SOUSA        |             |  |
| 49  | KRAJINOVIC      |             |  |
|     | Q               |             |  |
| 16  | SCHWARTZMAN     |             |  |
| 12  | FOGNINI         |             |  |
| 55  | QUERREY         |             |  |
| 503 | A. MURRAY       |             |  |
|     | Q               |             |  |
| 38  | VERDASCO        |             |  |
| 31  | FRITZ           |             |  |
|     | BYE             | KHACHANOV   |  |
| 9   | KHACHANOV       |             |  |
| 10  | BAUTISTA        | BAUTISTA    |  |
|     | BYE             |             |  |
| 53  | OPELKA          |             |  |
| 29  | LAJOVIC         |             |  |
| 47  | P. CUEVAS       |             |  |
| 33  | GARIN           |             |  |
| 37  | STRUFF          |             |  |
| 13  | BERRETTINI      |             |  |
| 17  | BASILASHVILI    |             |  |
| 45  | ALBOT           |             |  |
|     | Q               |             |  |
| 23  | PAIRE           |             |  |
| 339 | ZE ZHANG        |             |  |
|     | Q               |             |  |
|     | BYE             | THIEM       |  |
| 5   | THIEM           |             |  |
| 6   | A. ZVEREV       | A. ZVEREV   |  |
|     | BYE             |             |  |
|     | Q               |             |  |
| 34  | EDMUND          |             |  |
| 22  | PELLA           |             |  |
| 80  | MILLMAN         |             |  |
| 35  | RUBLEV          |             |  |



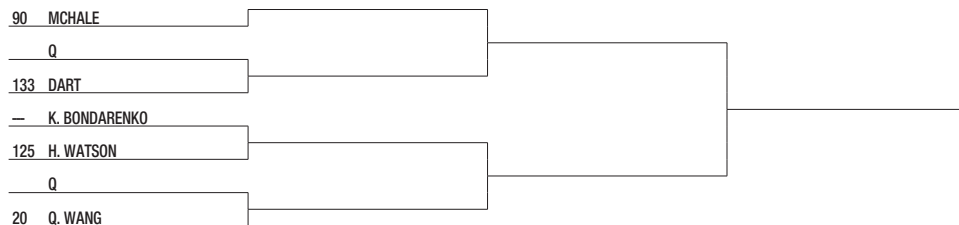


**TENIS WTA TOUR - LINZ, 250 000 \$, TVRDÝ POVRCH**



**TENIS WTA TOUR - TIANJIN, 500 000 \$, TVRDÝ POVRCH**






**TENIS ATP TOUR - FAIRFIELD, 108 320 \$, TVRDÝ POVRCH**



**TENIS ATP TOUR - MOUILLERON LE CAPTIF, 92 040 €, TVRDÝ POVRCH**



|     |             |           |
|-----|-------------|-----------|
| 165 | OFNER       |           |
|     | BYE         | MAJCHRZAK |
| 86  | MAJCHRZAK   |           |
| 90  | COPIL       |           |
|     | BYE         | COPIL     |
| 291 | M. ZVEREV   |           |
| 289 | J. WARD     |           |
| 400 | ROUMANE     |           |
| 184 | HALYS       |           |
|     | BYE         | LORENZI   |
| 114 | LORENZI     |           |
| 124 | SINNER      |           |
|     | BYE         | SINNER    |
| 222 | LAMASINE    |           |
| 215 | A. MENENDEZ |           |
|     | Q           |           |
| 147 | ROSOL       |           |
|     | BYE         | BARRERE   |
| 82  | BARRERE     |           |

**TENIS ATP TOUR - SANTO DOMINGO, 162 480 \$, ZELENÁ ANTUKA**

|     |                  |                  |
|-----|------------------|------------------|
| 74  | DELBONIS         | DELBONIS         |
|     | BYE              |                  |
| 269 | MORONI           |                  |
| 322 | ESCOBAR          |                  |
| 479 | A. GONZALEZ      |                  |
| 332 | VARILLAS         |                  |
|     | BYE              | GALAN            |
| 206 | GALAN            |                  |
| 155 | GAIO             |                  |
|     | BYE              | GAIO             |
| 536 | HARDT            |                  |
| 272 | OLIVO            |                  |
| 267 | CACHIN           |                  |
| 406 | HIDALGO          |                  |
|     | BYE              | BAGNIS           |
| 150 | BAGNIS           |                  |
| 105 | T. MONTEIRO      | T. MONTEIRO      |
|     | BYE              |                  |
| 856 | ESTRELLA         |                  |
| 349 | AREVALO          |                  |
| 394 | GUTIERREZ        |                  |
| 363 | G. ELIAS         |                  |
|     | BYE              | KRSTIN           |
| 200 | KRSTIN           |                  |
| 182 | VILELLA MARTINEZ | VILELLA MARTINEZ |
|     | BYE              |                  |
| 278 | JAHN             |                  |
| 385 | HAMOU            |                  |
| 471 | GOMEZ HERRERA    |                  |
| 231 | TABILO           |                  |
|     | BYE              | NAGAL            |
| 135 | NAGAL            |                  |
| 154 | F. CORIA         | F. CORIA         |
|     | BYE              |                  |
| 263 | J. HERNANDEZ     |                  |
| 408 | CHAZAL           |                  |
|     | Q                |                  |
| 954 | BERTRAN          |                  |
|     | BYE              | P. MARTINEZ      |
| 157 | P. MARTINEZ      |                  |
| 198 | MENA             | MENA             |
|     | BYE              |                  |
| 207 | MENEZES          |                  |
| 362 | SAKAMOTO         |                  |
| 325 | FICOVICH         |                  |
| 374 | CLEZAR           |                  |
|     | BYE              | L. MAYER         |
| 97  | L. MAYER         |                  |
| 111 | ANDREOZZI        | ANDREOZZI        |
|     | BYE              |                  |
| 276 | CID SUBERVI      |                  |
| 327 | LUZ              |                  |
| 647 | OLIVARES         |                  |
| 321 | SEYBOTH WILD     |                  |
|     | BYE              | GIANNESI         |
| 166 | GIANNESI         |                  |
| 204 | COLLARINI        | COLLARINI        |
|     | BYE              |                  |
| 391 | ALVAREZ          |                  |
| 434 | ARCONADA         |                  |
| 387 | VILLANUEVA       |                  |
|     | Q                |                  |
|     | BYE              | DELLIEN          |
| 85  | DELLIEN          |                  |

**FORMULA 1**

VELKÁ CENA JAPONSKA  
SUZUKA : 13. 10. 2019

| PORADIE MS 2019 | VC AUSTRÁLIA | VC SAHRAJINU | VC ČINY | VC AZERBAJŽANU | VC ŠPANIJSKA | VC MONAKA | VC KANADY | VC FRANCÚZSKO | VC RAKÚSKA | VC VEĽKEJ BRITÁNIE | VC NEMECKA | VC MAĎARSKA | VC BELGICKO | VC TALIANSKO | VC SINGAPURU | VC RUSKA | VC JAPONSKA | VC MEXIKA | VC USA | VC BRAZÍLIA | VC ABÚ DHÁBÍ | CELKOVÝ BODY |
|-----------------|--------------|--------------|---------|----------------|--------------|-----------|-----------|---------------|------------|--------------------|------------|-------------|-------------|--------------|--------------|----------|-------------|-----------|--------|-------------|--------------|--------------|
| 1. HAMILTON     | 2            | 1            | 1       | 2              | 1            | 1         | 1         | 1             | 5          | 1                  | 9          | 1           | 2           | 3            | 4            | 1        |             |           |        |             |              | 322          |
| 2. BOTTAS       | 1            | 2            | 2       | 1              | 2            | 3         | 4         | 2             | 3          | 2                  |            | 8           | 3           | 2            | 5            | 2        |             |           |        |             |              | 249          |
| 3. LECLERC      | 5            | 3            | 5       | 5              | 5            |           | 3         | 3             | 2          | 3                  |            | 4           | 1           | 1            | 2            | 3        |             |           |        |             |              | 215          |
| 4. VERSTAPPEN   | 3            | 4            | 4       | 4              | 3            | 4         | 5         | 4             | 1          | 5                  | 1          | 2           |             | 8            |              | 4        |             |           |        |             |              | 212          |
| 5. VETTEL       | 4            | 5            | 3       | 3              | 4            | 2         | 2         | 5             | 4          | 16                 | 2          | 3           | 4           | 13           | 1            | 3        |             |           |        |             |              | 194          |
| 6. GASLY        | 11           | 8            | 6       |                | 6            | 5         | 6         | 10            | 7          | 4                  | 14         | 6           | 9           | 11           | 8            | 14       |             |           |        |             |              | 69           |
| 7. SAINZ        |              | 19           | 14      | 7              | 8            | 6         | 11        | 6             | 8          | 6                  | 5          | 5           |             |              | 12           | 6        |             |           |        |             |              | 66           |
| 8. ALBON        | 14           | 9            | 10      | 11             | 11           | 8         |           | 15            | 15         | 12                 | 6          | 10          | 5           | 6            | 6            | 5        |             |           |        |             |              | 52           |
| 9. NORRIS       | 12           | 6            | 18      | 8              |              | 11        |           | 9             | 6          | 11                 |            | 9           | 11          | 10           | 7            | 8        |             |           |        |             |              | 35           |
| 10. RICCIARDO   |              | 18           | 7       |                | 12           | 9         | 6         | 11            | 12         | 7                  |            | 14          | 14          | 4            | 14           |          |             |           |        |             |              | 34           |
| 11. HULKENBERG  | 7            | 17           |         | 14             | 13           | 13        | 7         | 8             | 13         | 10                 |            | 12          | 8           | 5            | 9            | 10       |             |           |        |             |              | 34           |
| 12. KVYAT       | 10           | 12           |         |                | 9            | 7         | 10        | 14            | 17         | 9                  | 3          | 15          | 7           |              | 15           | 12       |             |           |        |             |              | 33           |
| 13. PEREZ       | 13           | 10           | 8       | 6              | 15           | 12        | 12        | 12            | 11         | 17                 |            | 11          | 6           | 7            |              | 7        |             |           |        |             |              | 33           |
| 14. RAIKKONEN   | 8            | 7            | 9       | 10             | 14           | 17        | 15        | 7             | 9          | 8                  | 12         | 7           | 16          | 15           |              | 13       |             |           |        |             |              | 31           |
| 15. MAGNUSSEN   | 6            | 13           | 13      | 13             | 7            | 14        | 17        | 17            | 19         |                    | 8          | 13          | 12          |              | 17           | 9        |             |           |        |             |              | 20           |
| 16. STROLL      | 9            | 14           | 12      | 9              |              | 16        | 9         | 13            | 14         | 13                 | 4          | 17          | 10          | 12           | 13           | 11       |             |           |        |             |              | 19           |
| 17. GROSJEAN    |              |              | 11      |                | 10           | 10        | 14        |               | 16         |                    | 7          |             | 13          | 16           | 11           |          |             |           |        |             |              | 8            |
| 18. GIOVINAZZI  | 15           | 11           | 15      | 12             | 16           | 19        | 13        | 16            | 10         |                    | 13         | 18          | 18          | 9            | 10           | 15       |             |           |        |             |              | 4            |
| 19. KUBICA      | 17           | 16           | 17      | 16             | 18           | 18        | 18        | 18            | 20         | 15                 | 10         | 19          | 17          | 17           | 16           |          |             |           |        |             |              | 1            |
| 20. RUSSELL     | 16           | 15           | 16      | 15             | 17           | 15        | 16        |               | 18         | 14                 | 11         | 16          | 15          | 14           |              |          |             |           |        |             |              | 0            |

**MLB**

|            |  |
|------------|--|
| HOUSTON    |  |
| TAMPA BAY  |  |
| NY YANKEES |  |
| MINNESOTA  |  |

LA DOGERS

WASHINGTON

ATLANTA

ST. LOUIS

**NFL**
**AMERICKÁ LIGA**

| VÝCHODNÁ DIVÍZIA |   |   |   | CELKOM |         |   |   | DOMA |   |        |   | VONKU |   |        |         | POZN. |
|------------------|---|---|---|--------|---------|---|---|------|---|--------|---|-------|---|--------|---------|-------|
| 1. NEW ENGLAND   | 5 | 5 | 0 | 0      | 155:34  | 5 | 2 | 0    | 0 | 63:17  | 3 | 0     | 0 | 92:17  | 100,00% |       |
| 2. BUFFALO       | 5 | 4 | 0 | 1      | 90:70   | 4 | 1 | 0    | 1 | 31:33  | 3 | 0     | 0 | 59:37  | 80,00%  |       |
| 3. NY JETS       | 4 | 0 | 0 | 4      | 39:101  | 0 | 0 | 0    | 2 | 19:40  | 0 | 0     | 2 | 20:61  | 0,00%   |       |
| 4. MIAMI         | 4 | 0 | 0 | 4      | 26:163  | 0 | 0 | 0    | 3 | 20:132 | 0 | 0     | 1 | 63:31  | 0,00%   |       |
| SEVERNÁ DIVÍZIA  |   |   |   | CELKOM |         |   |   | DOMA |   |        |   | VONKU |   |        |         | POZN. |
| 1. BALTIMORE     | 5 | 3 | 0 | 2      | 161:123 | 3 | 1 | 0    | 1 | 48:57  | 2 | 0     | 1 | 113:66 | 60,00%  |       |
| 2. CLEVELAND     | 4 | 2 | 0 | 2      | 89:91   | 2 | 0 | 0    | 2 | 23:63  | 2 | 0     | 0 | 63:28  | 50,00%  |       |
| 3. PITTSBURGH    | 5 | 1 | 0 | 4      | 99:114  | 1 | 1 | 0    | 2 | 76:57  | 0 | 0     | 2 | 23:57  | 20,00%  |       |
| 4. CINCINNATI    | 5 | 0 | 0 | 5      | 80:136  | 0 | 0 | 0    | 2 | 40:67  | 0 | 0     | 3 | 40:69  | 0,00%   |       |
| JUŽNÁ DIVÍZIA    |   |   |   | CELKOM |         |   |   | DOMA |   |        |   | VONKU |   |        |         | POZN. |
| 1. HOUSTON       | 5 | 3 | 0 | 2      | 131:110 | 3 | 2 | 0    | 1 | 76:60  | 1 | 0     | 1 | 55:50  | 60,00%  |       |
| 2. INDIANAPOLIS  | 4 | 2 | 0 | 2      | 94:102  | 2 | 1 | 0    | 1 | 51:55  | 1 | 0     | 1 | 43:47  | 50,00%  |       |
| 3. JACKSONVILLE  | 5 | 2 | 0 | 3      | 111:118 | 2 | 1 | 0    | 1 | 46:47  | 1 | 0     | 2 | 65:71  | 41,00%  |       |
| 4. TENNESSEE     | 5 | 2 | 0 | 3      | 97:76   | 2 | 0 | 0    | 2 | 24:33  | 2 | 0     | 1 | 74:43  | 40,00%  |       |
| ZÁPADNÁ DIVÍZIA  |   |   |   | CELKOM |         |   |   | DOMA |   |        |   | VONKU |   |        |         | POZN. |
| 1. KANSAS CITY   | 4 | 4 | 0 | 0      | 135:94  | 4 | 1 | 0    | 0 | 33:28  | 3 | 0     | 0 | 102:66 | 100,00% |       |
| 2. OAKLAND       | 5 | 3 | 0 | 2      | 103:123 | 3 | 2 | 0    | 1 | 58:65  | 1 | 0     | 1 | 45:58  | 60,00%  |       |
| 3. LA CHARGERS   | 4 | 2 | 0 | 2      | 90:74   | 2 | 1 | 0    | 1 | 50:51  | 1 | 0     | 1 | 40:23  | 50,00%  |       |
| 4. DENVER        | 4 | 0 | 0 | 4      | 70:93   | 0 | 0 | 0    | 2 | 38:42  | 0 | 0     | 2 | 32:51  | 0,00%   |       |

**NÁRODNÁ LIGA**

| VÝCHODNÁ DIVÍZIA |   |   |   | CELKOM |         |   |   | DOMA |   |       |   | VONKU |   |        |         | POZN. |
|------------------|---|---|---|--------|---------|---|---|------|---|-------|---|-------|---|--------|---------|-------|
| 1. DALLAS        | 4 | 3 | 0 | 1      | 107:56  | 3 | 2 | 0    | 0 | 66:23 | 1 | 0     | 1 | 41:33  | 75,00%  |       |
| 2. PHILADELPHIA  | 5 | 3 | 0 | 2      | 141:111 | 3 | 2 | 0    | 1 | 87:60 | 1 | 0     | 1 | 54:51  | 60,00%  |       |
| 3. NY GIANTS     | 4 | 2 | 0 | 3      | 97:125  | 2 | 1 | 0    | 2 | 48:59 | 1 | 0     | 1 | 49:66  | 40,00%  |       |
| 4. WASHINGTON    | 5 | 0 | 0 | 5      | 73:151  | 0 | 0 | 0    | 3 | 43:95 | 0 | 0     | 2 | 30:56  | 0,00%   |       |
| SEVERNÁ DIVÍZIA  |   |   |   | CELKOM |         |   |   | DOMA |   |       |   | VONKU |   |        |         | POZN. |
| 1. GREEN BAY     | 4 | 3 | 0 | 1      | 85:69   | 3 | 2 | 0    | 1 | 75:66 | 1 | 0     | 0 | 10:3   | 75,00%  |       |
| 2. DETROIT       | 4 | 2 | 1 | 1      | 97:95   | 2 | 1 | 0    | 1 | 43:44 | 1 | 1     | 0 | 54:51  | 62,50%  |       |
| 3. MINNESOTA     | 5 | 3 | 0 | 2      | 112:73  | 3 | 2 | 0    | 0 | 62:26 | 1 | 0     | 2 | 50:47  | 60,00%  |       |
| 4. CHICAGO       | 5 | 3 | 0 | 2      | 87:69   | 3 | 1 | 0    | 1 | 19:16 | 2 | 0     | 1 | 68:53  | 60,00%  |       |
| JUŽNÁ DIVÍZIA    |   |   |   | CELKOM |         |   |   | DOMA |   |       |   | VONKU |   |        |         | POZN. |
| 1. NEW ORLEANS   | 5 | 4 | 0 | 1      | 115:116 | 4 | 3 | 0    | 0 | 73:62 | 1 | 0     | 1 | 42:54  | 80,00%  |       |
| 2. CAROLINA      | 5 | 3 | 0 | 2      | 129:107 | 3 | 1 | 0    | 2 | 75:77 | 2 | 0     | 0 | 54:30  | 60,00%  |       |
| 3. TAMPA BAY     | 5 | 2 | 0 | 3      | 147:148 | 2 | 0 | 0    | 2 | 48:63 | 2 | 0     | 1 | 99:85  | 40,00%  |       |
| 4. ATLANTA       | 5 | 1 | 0 | 4      | 102:154 | 1 | 1 | 0    | 1 | 34:44 | 0 | 0     | 3 | 66:108 | 20,00%  |       |
| ZÁPADNÁ DIVÍZIA  |   |   |   | CELKOM |         |   |   | DOMA |   |       |   | VONKU |   |        |         | POZN. |
| 1. SAN FRANCISCO | 3 | 3 | 0 | 0      | 96:54   | 3 | 1 | 0    | 0 | 24:20 | 2 | 0     | 0 | 72:34  | 100,00% |       |
| 2. SEATTLE       | 5 | 4 | 0 | 1      | 133:118 | 4 | 2 | 0    | 1 | 78:82 | 2 | 0     | 0 | 55:36  | 80,00%  |       |
| 3. LA RAMS       | 5 | 3 | 0 | 2      | 146:134 | 3 | 1 | 0    | 1 | 67:64 | 2 | 0     | 1 | 79:70  | 60,00%  |       |
| 4. ARIZONA       | 5 | 1 | 1 | 3      | 100:138 | 1 | 0 | 1    | 2 | 57:92 | 1 | 0     | 1 | 43:46  | 30,00%  |       |