

Vážený zákazník, aby bolo vaše stávkovanie ešte pohodlnejšie a príjemnejšie, pripravili sme pre vás nový, prehľadnejší časopis OK tip. V aktuálne tlačenej ponuke nájdete všetky potrebné podklady pre výber správnej stávky. Upozorňujeme však, že materiál je spracovaný z dostupných informácií vždy v pondelok kalendárneho týždňa a aktuálne a jedine správne údaje nájdete v dennej ponuke a na nástienkách stávkovej kancelárie. Nový časopis si môžete vybrať ako celok alebo po jednotlivých športoch. Presné informácie vám poskytne obsluha stávkovej kancelárie.

| | |
|---|---|
| <h1 style="margin: 0;">OK Tip</h1> <h2 style="margin: 0;">5/2015</h2> | <h1 style="font-size: 2em; margin: 0;">FUTBAL</h1> <p style="font-size: 0.8em; margin: 5px 0 0 0;">© TIPSPORT, A.S. AUTORSKÉ PRÁVA SÚ VYHRADENÉ A VYKONÁVA ICH VYDAVATEL. AKÉKOLYK ROZMNOŽOVANIE ČASŤÍ ALEBO CELKU TEXTOV AKÝMKOLYK SPÔSOBOM BEZ PÍSMENÉHO SUHLASU VYDAVATEĽA JE ZAKÁZANÉ. ČASOPIS NEPRECHÁDZA JAZYKOVOU ÚPRAVOU. NA ZÁKLADE ÚDAJOV Z ČASOPISU O.K. TIP NIE JE MOŽNÁ REKLAMÁCIA UZAVRETEJ STÁVKY.</p> |
|---|---|

VYSVETLIVKY: LM - LIGA MAJSTROV; EL - EURÓPSKA LIGA; VP - VIŠAZ NÁRODNÉHO POHÁRA; LP - VIŠAZ LIGOVÉHO POHÁRA; (V) - ZÁPAS HRANÝ VONKU; M - MAJSTER; VM - VICEMAJSTER; L3, ... L6 - UMIESTNENIE V LIGE; P - PREDKOLO; K - KOLO

AFRICKÉ MAJSTROVSTVÁ NÁRODOV 2016, RWANDA

| ČÍSLO UDAL. | DEŇ | ZÁPASY | PREDBEŽNÉ KURZY / SKUTOČNÉ KURZY | | | | | | VÁŠ TIP | VÝSLEDOK |
|------------------|-------------|--------------------|----------------------------------|------|------|------|------|--------|-----------------|----------|
| | | | 1 | 10 | 0 | 02 | 2 | | | |
| 2116 | 25.01. | KAMERUN - KONGO DR | 2.25 | 1.28 | 2.80 | 1.53 | 3.20 | | | |
| 2117 | 25.01. | ETIOPIA - ANGOLA | 2.60 | 1.47 | 3.23 | 1.40 | 2.40 | | | |
| 3517 | 26.01. | NIGER - TUNISKO | 4.80 | 2.16 | 3.71 | 1.12 | 1.58 | | | |
| 3518 | 26.01. | GUINEA - NIGERIA | 3.96 | 1.85 | 3.30 | 1.18 | 1.80 | | | |
| 3570 | 27.01. | UGANDA - ZIMBABWE | 2.00 | 1.22 | 3.00 | 1.68 | 3.60 | | | |
| 3571 | 27.01. | ZAMBIA - MALI | 2.70 | 1.30 | 2.50 | 1.35 | 2.93 | | | |
| SKUPINA A | | | CELKOM | | | | | | POZNAMKA | |
| 1. | P.SLONOVINY | 3 | 2 | 0 | 1 | 5.2 | 6 | POSTUP | | |
| 2. | RWANDA | 3 | 2 | 0 | 1 | 4.5 | 6 | POSTUP | | |
| 3. | MAROKO | 3 | 1 | 1 | 1 | 4.2 | 4 | | | |
| 4. | GABON | 3 | 0 | 1 | 2 | 2.6 | 1 | | | |
| SKUPINA B | | | CELKOM | | | | | | POZNAMKA | |
| 1. | DR KONGO | 2 | 2 | 0 | 0 | 7.2 | 6 | POSTUP | | |
| 2. | KAMERUN | 2 | 1 | 1 | 0 | 1.0 | 4 | POSTUP | | |
| 3. | ETIOPIA | 2 | 0 | 1 | 1 | 0.3 | 1 | | | |
| 4. | ANGOLA | 2 | 0 | 0 | 2 | 2.5 | 0 | | | |
| SKUPINA C | | | CELKOM | | | | | | POZNAMKA | |
| 1. | NIGERIA | 2 | 1 | 1 | 0 | 5.2 | 4 | POSTUP | | |
| 2. | GUINEA | 2 | 0 | 2 | 0 | 4.4 | 2 | POSTUP | | |
| 3. | TUNISKO | 2 | 0 | 2 | 0 | 3.3 | 2 | | | |
| 4. | NIGER | 2 | 0 | 1 | 1 | 3.6 | 1 | | | |
| SKUPINA D | | | CELKOM | | | | | | POZNAMKA | |
| 1. | ZAMBIA | 2 | 2 | 0 | 0 | 2.0 | 6 | POSTUP | | |
| 2. | MALI | 2 | 1 | 1 | 0 | 3.2 | 4 | POSTUP | | |
| 3. | UGANDA | 2 | 0 | 1 | 1 | 2.3 | 1 | | | |
| 4. | ZIMBABWE | 2 | 0 | 0 | 2 | 0.2 | 0 | | | |

ANGLICKÝ FA CUP

| ČÍSLO UDAL. | DEŇ | 4. KOLO | PREDBEŽNÉ KURZY / SKUTOČNÉ KURZY | | | | | | VÁŠ TIP | VÝSLEDOK |
|-------------|-------------|---------|----------------------------------|------|------|------|------|------|---------|----------|
| | | | 1 | 10 | 0 | 02 | 2 | | | |
| 29.01. | DERBY | - | MANCHESTER U. | 3.96 | 1.80 | 3.30 | 1.16 | 1.80 | | |
| 30.01. | COLCHESTER | - | TOTTENHAM | 7.30 | 2.70 | 4.30 | 1.04 | 1.35 | | |
| 30.01. | ARSENAL | - | BURNLEY | 1.25 | 1.02 | 4.90 | 3.21 | 9.30 | | |
| 30.01. | ASTON VILLA | - | MANCHESTER C. | 6.00 | 2.25 | 3.60 | 1.06 | 1.50 | | |
| 30.01. | BOLTON | - | LEEDS | 2.82 | 1.50 | 3.20 | 1.32 | 2.25 | | |
| 30.01. | BURY | - | HULL | 3.96 | 1.80 | 3.30 | 1.16 | 1.80 | | |
| 30.01. | CRYSTAL P. | - | STOKE | 2.15 | 1.29 | 3.20 | 1.55 | 3.00 | | |
| 30.01. | NOTTINGHAM | - | WATFORD | 2.82 | 1.50 | 3.20 | 1.32 | 2.25 | | |
| 30.01. | OXFORD | - | BLACKBURN | 2.45 | 1.37 | 3.10 | 1.42 | 2.63 | | |
| 30.01. | PORTSMOUTH | - | BOURNEMOUTH | 3.61 | 1.71 | 3.25 | 1.20 | 1.90 | | |
| 30.01. | READING | - | WALSALL | 1.75 | 1.16 | 3.40 | 1.85 | 4.07 | | |
| 30.01. | SHREWSBURY | - | SHEFFIELD W. | 3.61 | 1.71 | 3.25 | 1.20 | 1.90 | | |
| 30.01. | W.B.A | - | PETERBOROUGH | 1.55 | 1.07 | 3.50 | 2.15 | 5.50 | | |
| 30.01. | LIVERPOOL | - | WEST HAM | 1.60 | 1.10 | 3.50 | 2.06 | 5.00 | | |
| 31.01. | CARLISLE | - | EVERTON | 7.30 | 2.70 | 4.30 | 1.04 | 1.35 | | |
| 31.01. | MILTON | - | CHELSEA | 6.10 | 2.37 | 3.90 | 1.06 | 1.45 | | |

ANGLICKÝ LIGOVÝ POHÁR

| ČÍSLO UDAL. | DEŇ | SEMIFINÁLE - ODVETY | STAV | PREDBEŽNÉ KURZY / SKUTOČNÉ KURZY | | | | | | VÁŠ TIP | VÝSL. |
|-------------|---------------|---------------------|---------|----------------------------------|------|------|------|------|------|---------|-------|
| | | | | 1 | 10 | 0 | 02 | 2 | | | |
| 27.01. | MANCHESTER C. | - | EVERTON | 1:2 | 1.45 | 1.06 | 3.90 | 2.37 | 6.10 | | |
| 26.01. | LIVERPOOL | - | STOKE | 1:0 | 1.70 | 1.13 | 3.40 | 1.91 | 4.37 | | |

ŠKÓTSKY LIGOVÝ POHÁR

| ČÍSLO UDAL. | DEŇ | ZÁPASY | PREDBEŽNÉ KURZY / SKUTOČNÉ KURZY | | | | | | VÁŠ TIP | VÝSLEDOK |
|-------------|-------------|--------|----------------------------------|------|------|------|------|------|---------|----------|
| | | | 1 | 10 | 0 | 02 | 2 | | | |
| 30.01. | HIBERNIAN | - | ST. JOHNSTONE | 2.50 | 1.36 | 3.00 | 1.41 | 2.65 | | |
| 31.01. | ROSS COUNTY | - | CELTIC | 8.40 | 2.93 | 4.50 | 1.03 | 1.30 | | |

ŠKÓTSKY FUTBALOVÝ POHÁR

| ČÍSLO UDAL. | DEŇ | 3. KOLO | PREDBEŽNÉ KURZY / SKUTOČNÉ KURZY | | | | | | VÁŠ TIP | VÝSLEDOK |
|-------------|-----------|---------|----------------------------------|------|------|------|------|------|---------|----------|
| | | | 1 | 10 | 0 | 02 | 2 | | | |
| 26.01. | DUNDEE FC | - | FALKIRK | 1.90 | 1.20 | 3.25 | 1.71 | 3.61 | | |

FRANCÚZSKY LIGOVÝ POHÁR

| ČÍSLO UDAL. | DEŇ | SEMIFINÁLE | PREDBEŽNÉ KURZY / SKUTOČNÉ KURZY | | | | | | VÁŠ TIP | VÝSLEDOK |
|-------------|----------|------------|----------------------------------|------|------|------|------|-------|---------|----------|
| | | | 1 | 10 | 0 | 02 | 2 | | | |
| 27.01. | PARIS SG | - | TOULOUSE | 1.17 | 1.01 | 6.00 | 3.90 | 11.00 | | |
| 26.01. | LILLE | - | BORDEAUX | 2.25 | 1.32 | 3.20 | 1.50 | 2.82 | | |

TALIANSKY FUTBALOVÝ POHÁR

| ČÍSLO UDAL. | DEŇ | SEMIFINÁLE - 1. ZÁPASY | PREDBEŽNÉ KURZY / SKUTOČNÉ KURZY | | | | | | VÁŠ TIP | VÝSLEDOK |
|-------------|-------------|------------------------|----------------------------------|------|------|------|------|------|---------|----------|
| | | | 1 | 10 | 0 | 02 | 2 | | | |
| 26.01. | ALESSANDRIA | - | AC MILAN | 5.50 | 2.15 | 3.50 | 1.07 | 1.55 | | |
| 27.01. | JUVENTUS | - | INTER MILANO | 1.80 | 1.16 | 3.30 | 1.80 | 3.96 | | |

ŠPANIĽSKY FUTBALOVÝ POHÁR

| ČÍSLO UDAL. | DEŇ | ŠTVŔTFINÁLE - ODVETY | STAV | PREDBEŽNÉ KURZY / SKUTOČNÉ KURZY | | | | | | VÁŠ TIP | VÝSL. |
|-------------|--------------|----------------------|------------|----------------------------------|------|------|------|------|------|---------|-------|
| | | | | 1 | 10 | 0 | 02 | 2 | | | |
| 27.01. | LAS PALMAS | - | VALENCIA | 1:1 | 2.57 | 1.47 | 3.10 | 1.45 | 2.50 | | |
| 27.01. | FC BARCELONA | - | BILBAO | 2:1 | 1.22 | 1.04 | 5.50 | 3.85 | 9.12 | | |
| 27.01. | MIRANDES | - | FC SEVILLA | 0:2 | 3.71 | 1.90 | 3.50 | 1.23 | 1.80 | | |
| 27.01. | ATL. MADRID | - | VIGO | 0:0 | 1.50 | 1.12 | 4.00 | 2.40 | 5.20 | | |

PORTUGALSKÝ LIGOVÝ POHÁR

| ČÍSLO UDAL. | DEŇ | 5. KOLO | PREDBEŽNÉ KURZY / SKUTOČNÉ KURZY | | | | | | VÁŠ TIP | VÝSLEDOK |
|-------------|------------|---------|----------------------------------|------|------|------|------|------|---------|----------|
| | | | 1 | 10 | 0 | 02 | 2 | | | |
| 27.01. | FEIRENSE | - | FC PORTO | 9.30 | 3.21 | 4.90 | 1.02 | 1.25 | | |
| 27.01. | MARITIMO | - | FAMALICAO | 1.30 | 1.03 | 4.50 | 2.93 | 8.40 | | |
| 26.01. | MOREIRENSE | - | BENFICA | 5.00 | 2.06 | 3.50 | 1.10 | 1.60 | | |
| 27.01. | NACIONAL | - | ORIENTAL | 1.30 | 1.03 | 4.50 | 2.93 | 8.40 | | |
| 27.01. | AROUCA | - | SP. LISBOA | 4.56 | 1.98 | 3.50 | 1.12 | 1.65 | | |
| 27.01. | FERRERA | - | PORTIMONENSE | 1.50 | 1.06 | 3.60 | 2.25 | 6.00 | | |
| 27.01. | RIO AVE | - | BRAGA | 2.65 | 1.36 | 2.80 | 1.36 | 2.65 | | |
| 27.01. | BELENENSES | - | LEIXOES | 1.30 | 1.03 | 4.50 | 2.93 | 8.40 | | |

FÍNSKY LIGOVÝ POHÁR

| ČÍSLO UDAL. | DEŇ | ZÁPASY | PREDBEŽNÉ KURZY / SKUTOČNÉ KURZY | | | | | | VÁŠ TIP | VÝSLEDOK |
|-------------|---------------|--------|----------------------------------|------|------|------|------|------|---------|----------|
| | | | 1 | 10 | 0 | 02 | 2 | | | |
| 29.01. | LAHTI | - | INTER TURKU | 2.00 | 1.23 | 3.20 | 1.64 | 3.35 | | |
| 29.01. | KUOPIO | - | SJK SEINAJOKI | 2.91 | 1.52 | 3.20 | 1.30 | 2.20 | | |
| 29.01. | HIFK HELSINKI | - | PKYANTA | 2.00 | 1.23 | 3.20 | 1.64 | 3.35 | | |
| 30.01. | HJK HELSINKI | - | MARIEHAMN | 1.40 | 1.04 | 4.10 | 2.52 | 6.50 | | |
| 30.01. | ROVANIEMI | - | VPS VAASAN | 1.65 | 1.12 | 3.50 | 1.98 | 4.56 | | |
| 30.01. | PS KEMI | - | ILVES | 2.20 | 1.30 | 3.20 | 1.52 | 2.91 | | |

GRÉCKY FUTBALOVÝ POHÁR

| ČÍSLO UDAL. | DEŇ | ŠTVRTFINÁLE - 1. ZÁPASY | PREDBEŽNÉ KURZY / SKUTOČNÉ KURZY | | | | VAŠ TIP | VÝSLEDOK | |
|-------------|---------------|-------------------------|----------------------------------|------|------|------|---------|----------|--|
| | | | 1 | 10 | 0 | 02 | | | |
| 27.01. | AEK ATHENS | - | IRAKLIS | 1,30 | 1,03 | 4,50 | 2,93 | 8,40 | |
| 27.01. | OLYMPIAKOS | - | A. TRIPOLIS | 1,20 | 1,01 | 5,50 | 3,60 | 10,50 | |
| 27.01. | PANATHINAIKOS | - | A. ATHINON | 1,70 | 1,13 | 3,40 | 1,91 | 4,37 | |
| 27.01. | PANIONIOS | - | PAOK S. | 2,65 | 1,44 | 3,15 | 1,36 | 2,40 | |

TURECKÝ FUTBALOVÝ POHÁR

| ČÍSLO UDAL. | DEŇ | 9. KOLO | PREDBEŽNÉ KURZY / SKUTOČNÉ KURZY | | | | VAŠ TIP | VÝSLEDOK |
|-------------|---------------|---------|----------------------------------|------|------|------|---------|----------|
| | | | 1 | 10 | 0 | 02 | | |
| 26.01. | BASAKSEHIR | - | AMESPOR | 1,30 | 1,03 | 4,50 | 2,93 | 8,40 |
| 26.01. | BANDIRMASPOR | - | SANLIURFASPOR | 2,40 | 1,36 | 3,15 | 1,44 | 2,65 |
| 26.01. | TEPECKISPOR | - | BOLUSPOR | 2,50 | 1,36 | 3,00 | 1,41 | 2,65 |
| 26.01. | ESKISEHIRSPOR | - | BURASPOR | 2,40 | 1,36 | 3,15 | 1,44 | 2,65 |
| 26.01. | TRABZON | - | KARABUKSPOR | 2,25 | 1,32 | 3,20 | 1,50 | 2,82 |
| 26.01. | AYDINSPOR | - | BUCASPOR | 2,65 | 1,44 | 3,15 | 1,36 | 2,40 |
| 26.01. | RIZESPOR | - | MERSIN | 1,70 | 1,13 | 3,40 | 1,91 | 4,37 |
| 26.01. | KARSİYAKA | - | AKHISAR BLD | 2,91 | 1,52 | 3,20 | 1,30 | 2,20 |
| 26.01. | GAZIANTEPSPOR | - | TRABZONSPOR | 2,35 | 1,34 | 3,15 | 1,46 | 2,72 |
| 26.01. | NAZILLI BLD. | - | ADANASPOR | 3,10 | 1,57 | 3,20 | 1,27 | 2,10 |
| 26.01. | KONYASPOR | - | ETIMESGUT | 1,20 | 1,01 | 5,50 | 3,60 | 10,50 |
| 26.01. | TUZLASPOR | - | GIREUNSOPOR | 2,65 | 1,41 | 3,00 | 1,36 | 2,50 |
| 26.01. | ANTALYASPOR | - | FENERBAHCE | 2,82 | 1,50 | 3,20 | 1,32 | 2,25 |
| 26.01. | GALATASARAY | - | KASTAMONUSPOR | 1,15 | 1,01 | 6,50 | 4,14 | 11,50 |
| 26.01. | BESIKTAS | - | SIVASEYLUL | 1,22 | 1,02 | 5,20 | 3,43 | 10,00 |
| 26.01. | INEGOLSPOR | - | KAYSERISPOR | 3,96 | 1,80 | 3,30 | 1,16 | 1,80 |

1. NEMECKÁ FUTBALOVÁ LIGA

| ČÍSLO UDAL. | DEŇ | ZÁPASY 19. KOLA | VÝSLEDKY V ROKU | | | | PREDBEŽNÉ KURZY | | | | VAŠ TIP | VÝSLEDOK |
|-------------|--------|-------------------------|-----------------|---|-----------|---|-----------------|------|------|------|---------|----------|
| | | | 2015-2016 | | 2014-2015 | | 1 | 0 | 02 | 2 | | |
| 47 | 31.01. | BAYERN - HOFFENHEIM | D | V | D | V | 1,10 | 1,01 | 7,50 | 4,95 | 14,50 | |
| 48 | 30.01. | DORTMUND - INGOLSTADT | | | | | 1,20 | 1,01 | 5,50 | 3,60 | 10,50 | |
| 49 | 30.01. | LEVERKUSEN - HANNOVER | | | | | 1,30 | 1,03 | 4,50 | 2,93 | 8,40 | |
| 50 | 31.01. | WOLFSBURG - 1. FC KOLIN | | | | | 1,60 | 1,10 | 3,50 | 2,06 | 5,00 | |
| 51 | 30.01. | STUTTART - HAMBURG | | | | | 2,00 | 1,23 | 3,20 | 1,64 | 3,35 | |
| 52 | 30.01. | AUGSBURG - FRANKFURT | | | | | 2,10 | 1,27 | 3,20 | 1,57 | 3,10 | |
| 53 | 30.01. | BREMEN - HERTHA | | | | | 2,63 | 1,42 | 3,10 | 1,37 | 2,45 | |
| 54 | 29.01. | MAINZ - M'GLADBACH | | | | | 2,63 | 1,42 | 3,10 | 1,37 | 2,45 | |
| 55 | 30.01. | DARMSTADT - SCHALKE | | | | | 3,00 | 1,55 | 3,20 | 1,29 | 2,15 | |

VÝSLEDKY POSLEDNÝCH ZÁPASOV

| 1. FC KOLIN | STUTTART | DORTMUND | BREMEN (V) | 1. FC KOLIN (V) | AUGSBURG | DARMSTADT (V) | MAINZ | 0:0 |
|-------------|-----------------|-----------------|----------------|-----------------|----------------|----------------|----------------|----------------|
| AUGSBURG | HERTHA (V) | HAMBURG (V) | SCHALKE | 1. FC KOLIN (V) | WOLFSBURG | STUTTART (V) | 0:0 | STUTTART (V) |
| BAYERN | HAMBURG (V) | HANNOVER (V) | INGOLSTADT | M'GLADBACH (V) | HERTHA | SCHALKE (V) | 0:0 | SCHALKE (V) |
| BREMEN | SCHALKE (V) | 1. FC KOLIN | 1. FC KOLIN | HAMBURG | HAMBURG | WOLFSBURG (V) | 0:0 | WOLFSBURG (V) |
| DARMSTADT | HANNOVER (V) | M'GLADBACH (V) | HERTHA | FRANKFURT (V) | 1. FC KOLIN | INGOLSTADT (V) | 0:0 | INGOLSTADT (V) |
| DORTMUND | M'GLADBACH (V) | 1. FC KOLIN (V) | FRANKFURT | WOLFSBURG (V) | STUTTART | HAMBURG (V) | 0:0 | HAMBURG (V) |
| FRANKFURT | WOLFSBURG | BREMEN | DORTMUND (V) | DARMSTADT | MAINZ (V) | LEVERKUSEN | 1:2 | LEVERKUSEN |
| HAMBURG | BAYERN | AUGSBURG | WOLFSBURG (V) | MAINZ | BREMEN (V) | DORTMUND | 3:1 | DORTMUND |
| HANNOVER | DARMSTADT | BAYERN | HOFFENHEIM (V) | SCHALKE (V) | INGOLSTADT | M'GLADBACH (V) | 1:2 | M'GLADBACH (V) |
| HERTHA | AUGSBURG | 0:0 | MAINZ | DARMSTADT (V) | BAYERN (V) | HOFFENHEIM | 0:2 | HOFFENHEIM |
| HOFFENHEIM | LEVERKUSEN | 1:1 | SCHALKE (V) | 0:1 | HANNOVER | 1:0 | INGOLSTADT (V) | 1:1 |
| INGOLSTADT | MAINZ | 1:0 | BAYERN | LEVERKUSEN | 1:1 | HANNOVER (V) | 0:4 | DARMSTADT |
| LEVERKUSEN | HOFFENHEIM (V) | 1:1 | INGOLSTADT (V) | 1:0 | M'GLADBACH | 5:0 | HERTHA (V) | 1:2 |
| M'GLADBACH | DORTMUND | 1:3 | DARMSTADT | 3:2 | LEVERKUSEN (V) | 0:5 | BAYERN | 3:1 |
| MAINZ | INGOLSTADT (V) | 0:1 | HERTHA (V) | 0:2 | STUTTART | 0:0 | HAMBURG (V) | 3:1 |
| SCHALKE | BREMEN | 1:3 | HOFFENHEIM | 1:0 | AUGSBURG (V) | 1:2 | HANNOVER | 3:1 |
| STUTTART | 1. FC KOLIN (V) | 3:1 | WOLFSBURG | 3:1 | MAINZ (V) | 0:0 | BREMEN | 1:1 |
| WOLFSBURG | FRANKFURT (V) | 2:3 | STUTTART (V) | 1:3 | HAMBURG | 1:1 | DORTMUND | 1:2 |

| 1. BAYERN | 18 | 16 | 1 | 1 | 48:9 | 3:11 | 49 | 9 | 0 | 0 | 32:3 | 3:89 | 7 | 1 | 1 | 16:6 | 2:33 | POZN. |
|----------------|----|----|---|----|-------|------|----|---|---|---|-------|------|---|---|---|-------|------|--------|
| 2. DORTMUND | 18 | 13 | 2 | 3 | 50:24 | 4:00 | 41 | 7 | 1 | 0 | 28:8 | 4:38 | 6 | 1 | 3 | 22:16 | 3:70 | LM |
| 3. HERTHA | 18 | 10 | 3 | 5 | 26:18 | 2:28 | 33 | 6 | 2 | 1 | 14:7 | 2:11 | 4 | 1 | 4 | 12:11 | 2:44 | LM |
| 4. LEVERKUSEN | 18 | 9 | 4 | 6 | 26:21 | 2:39 | 28 | 4 | 2 | 2 | 15:9 | 2:75 | 4 | 2 | 4 | 11:12 | 2:10 | LM |
| 5. M'GLADBACH | 18 | 9 | 1 | 8 | 32:33 | 3:56 | 28 | 6 | 1 | 3 | 19:15 | 3:30 | 3 | 0 | 5 | 13:18 | 3:88 | EL |
| 6. SCHALKE | 18 | 8 | 3 | 7 | 24:26 | 2:61 | 27 | 5 | 2 | 3 | 14:14 | 2:60 | 3 | 1 | 4 | 10:12 | 2:63 | EL |
| 7. WOLFSBURG | 18 | 7 | 5 | 6 | 28:24 | 2:61 | 26 | 6 | 2 | 1 | 22:8 | 3:11 | 1 | 3 | 5 | 6:16 | 2:11 | |
| 8. MAINZ | 18 | 7 | 3 | 8 | 23:24 | 2:44 | 24 | 4 | 1 | 4 | 11:11 | 2:33 | 3 | 2 | 4 | 12:13 | 2:56 | |
| 9. 1. FC KOLIN | 18 | 6 | 6 | 6 | 19:24 | 2:06 | 24 | 3 | 4 | 3 | 8:9 | 1:30 | 3 | 2 | 3 | 11:15 | 3:00 | |
| 10. INGOLSTADT | 18 | 6 | 5 | 7 | 12:18 | 1:39 | 23 | 3 | 2 | 4 | 7:9 | 1:56 | 3 | 3 | 3 | 5:9 | 1:22 | |
| 11. HAMBURG | 18 | 6 | 4 | 8 | 20:25 | 2:28 | 22 | 2 | 2 | 5 | 9:12 | 2:11 | 4 | 2 | 3 | 11:13 | 2:44 | |
| 12. DARMSTADT | 18 | 5 | 6 | 7 | 19:27 | 2:22 | 21 | 1 | 4 | 4 | 7:15 | 2:00 | 4 | 2 | 3 | 12:12 | 2:44 | |
| 13. AUGSBURG | 18 | 5 | 5 | 8 | 21:26 | 2:33 | 20 | 2 | 2 | 5 | 9:13 | 2:22 | 3 | 3 | 3 | 12:13 | 2:44 | |
| 14. FRANKFURT | 18 | 5 | 5 | 8 | 24:30 | 2:72 | 20 | 3 | 3 | 3 | 15:16 | 3:11 | 2 | 2 | 5 | 9:14 | 2:33 | |
| 15. BREMEN | 18 | 5 | 3 | 10 | 20:33 | 2:78 | 18 | 1 | 1 | 6 | 5:16 | 2:50 | 4 | 2 | 4 | 15:17 | 3:00 | |
| 16. STUTTART | 18 | 5 | 3 | 10 | 25:38 | 3:33 | 18 | 3 | 1 | 5 | 10:17 | 2:89 | 2 | 2 | 5 | 15:21 | 3:78 | BARAŽ |
| 17. HOFFENHEIM | 18 | 3 | 7 | 8 | 18:23 | 1:89 | 16 | 2 | 4 | 3 | 10:10 | 1:78 | 1 | 3 | 5 | 8:13 | 2:00 | ZOSTUP |
| 18. HANNOVER | 18 | 4 | 2 | 12 | 19:31 | 2:67 | 14 | 2 | 0 | 7 | 11:16 | 3:00 | 2 | 2 | 5 | 8:15 | 2:33 | ZOSTUP |

3. NEMECKÁ FUTBALOVÁ LIGA

| TABUĽKA | CELKOM | DOMA | VONKU | POZN. | | | | |
|--------------------|-----------|-------|-------|-------|-------|-------|-------|--------|
| 1. D.DRESDEN | 22 13 7 2 | 44:23 | 46 | 8 1 1 | 22:9 | 5 6 1 | 22:14 | |
| 2. SON.GROSSASPACH | 22 10 8 4 | 41:25 | 38 | 5 5 1 | 19:12 | 5 3 3 | 22:13 | POSTUP |
| 3. AUE | 22 9 9 4 | 18:14 | 36 | 5 6 0 | 10:2 | 4 3 4 | 8:12 | BARAŽ |
| 4. MAGDEBURG | 22 9 8 5 | 33:22 | 35 | 7 2 1 | 21:9 | 2 6 4 | 12:13 | |
| 5. OSNABRÜCK | 22 9 8 5 | 29:23 | 35 | 6 4 1 | 18:8 | 3 4 4 | 11:15 | |
| 6. FORTUNA KOLN | 22 9 4 9 | 37:40 | 31 | 7 2 2 | 25:17 | 2 2 7 | 12:23 | |
| 7. MUNSTER | 21 7 9 5 | 26:21 | 30 | 4 4 3 | 15:10 | 3 5 2 | 11:11 | |
| 8. MAINZ (AM) | 22 7 9 6 | 24:21 | 30 | 4 7 1 | 10:6 | 3 2 5 | 14:15 | |
| 9. HALLESCHER | 22 8 5 9 | 31:27 | 29 | 6 3 3 | 22:13 | 2 2 6 | 9:14 | |
| 10. WEHEN | 22 5 12 5 | 26:26 | 27 | 4 6 0 | 20:10 | 1 6 5 | 6:16 | |
| 11. CHEMNITZER | 21 7 6 8 | 24:25 | 27 | 6 3 2 | 18:11 | 1 3 6 | 6:14 | |
| 12. WÜRZBURGER | 21 5 11 5 | 18:15 | 26 | 1 7 3 | 8:10 | 4 4 2 | 10:5 | |
| 13. AALEN | 22 5 11 6 | 20:22 | 26 | 3 6 1 | 8:6 | 2 5 5 | 12:16 | |
| 14. COTTBUS | 21 5 10 6 | 22:26 | 25 | 2 4 4 | 11:15 | 3 6 2 | 11:11 | |
| 15. ERFURT | 22 6 6 10 | 26:32 | 24 | 6 2 4 | 17:14 | 0 4 6 | 9:18 | |
| 16. KIEL | 22 6 6 10 | 27:34 | 24 | 2 3 5 | 11:17 | 4 3 5 | 16:17 | |
| 17. BREMEN (AM) | 22 6 6 10 | 27:38 | 24 | 4 4 4 | 15:16 | 2 2 6 | 12:22 | |
| 18. ROSTOCK | 22 4 10 8 | 20:30 | 22 | 3 3 4 | 11:13 | 1 7 4 | 9:17 | ZOSTUP |
| 19. STUTTART (AM) | 22 5 6 11 | 27:40 | 21 | 3 3 6 | 15:20 | 2 3 5 | 12:20 | ZOSTUP |
| 20. STUTTART K. | 22 4 7 11 | 21:37 | 19 | 2 4 5 | 9:18 | 2 3 6 | 12:19 | ZOSTUP |

1. ANGLICKÁ FUTBALOVÁ LIGA

| TABUĽKA PO 23. KOLE | CELKOM | DOMA | VONKU | POZN. | | | | | | |
|---------------------|-----------|-------|-------|-------|-------|-------|------|-------|-------|------|
| 1. LEICESTER | 23 13 8 2 | 42:26 | 2,96 | 47 | 6 4 1 | 19:13 | 2,91 | 7 4 1 | 23:13 | 3,00 |
| 2. MANCHESTER C. | 23 13 5 5 | 45:23 | 2,96 | 44 | 9 1 2 | 33:12 | 3,75 | 4 4 3 | 12:11 | 2,09 |
| 3. ARSENAL | 23 13 5 5 | 37:22 | 2,57 | 44 | 7 2 2 | 16:7 | 2,09 | 6 3 3 | 21:15 | 3,00 |
| 4. TOTTENHAM | 23 11 9 3 | 41:19 | 2,61 | 42 | 6 4 2 | 22:9 | 2,58 | 5 5 1 | 19:10 | 2,64 |
| 5. MANCHESTER U. | 23 10 7 6 | 28:21 | 2,13 | 37 | 5 4 2 | 12:5 | 1,55 | 5 3 4 | 16:16 | 2,67 |
| 6. WEST HAM | 23 9 9 5 | 36:28 | 2,78 | 36 | 4 5 2 | 18:14 | 2,91 | 5 4 3 | 18:14 | 2,67 |
| 7. LIVERPOOL | 23 9 7 7 | 30:32 | 2,70 | 34 | 4 4 3 | 14:15 | 2,64 | 5 3 4 | 16:17 | 2,75 |
| 8. SOUTHAMPTON | 23 9 6 8 | 32:24 | 2,43 | 33 | 6 2 4 | 22:13 | 2,92 | 3 4 4 | 10:11 | 1,91 |
| 9. STOKE | 23 9 6 8 | 24:25 | 2,13 | 33 | 5 2 4 | 13:10 | 2,09 | 4 4 4 | 11:15 | 2,17 |
| 10. WATFORD | 23 9 5 9 | 27:26 | 2,30 | 32 | 5 | | | | | |

| | | | | | | | | | | | | | | | | | | | |
|-----|----------------|----|----|----|----|-------|------|----|---|---|---|-------|------|---|---|----|-------|------|--------|
| 4. | WIGAN | 28 | 13 | 10 | 5 | 45:29 | 2.64 | 49 | 8 | 4 | 2 | 24:11 | 2.50 | 5 | 6 | 3 | 21:18 | 2.79 | BARAZ |
| 5. | COVENTRY | 28 | 13 | 9 | 6 | 47:30 | 2.75 | 48 | 8 | 5 | 1 | 27:16 | 3.07 | 5 | 4 | 5 | 20:14 | 2.43 | BARAZ |
| 6. | MILLWALL | 27 | 13 | 4 | 10 | 43:37 | 2.96 | 43 | 6 | 1 | 6 | 17:18 | 2.69 | 7 | 3 | 4 | 26:19 | 3.21 | BARAZ |
| 7. | PETERBOROUGH | 27 | 12 | 5 | 10 | 53:40 | 3.44 | 41 | 6 | 4 | 3 | 26:19 | 3.46 | 6 | 1 | 7 | 27:21 | 3.43 | |
| 8. | SHEFFIELD UTD. | 27 | 11 | 8 | 8 | 45:39 | 3.11 | 41 | 7 | 2 | 5 | 28:22 | 3.57 | 4 | 6 | 3 | 17:17 | 2.62 | |
| 9. | SOUTHEND | 27 | 11 | 8 | 8 | 36:34 | 2.59 | 41 | 7 | 2 | 5 | 17:17 | 2.43 | 4 | 6 | 3 | 19:17 | 2.77 | |
| 10. | BRADFORD | 25 | 10 | 8 | 7 | 26:27 | 2.12 | 38 | 5 | 4 | 2 | 12:9 | 1.91 | 5 | 4 | 5 | 14:18 | 2.29 | |
| 11. | PORT VALE | 27 | 10 | 7 | 10 | 31:31 | 2.30 | 37 | 7 | 5 | 1 | 21:12 | 2.54 | 3 | 2 | 9 | 10:19 | 2.07 | |
| 12. | DONCASTER | 27 | 9 | 9 | 9 | 33:35 | 2.52 | 36 | 5 | 5 | 3 | 18:13 | 2.38 | 4 | 4 | 6 | 15:22 | 2.64 | |
| 13. | BURY | 26 | 10 | 6 | 10 | 36:40 | 2.92 | 36 | 5 | 4 | 3 | 20:18 | 3.17 | 5 | 2 | 7 | 16:22 | 2.71 | |
| 14. | SWINDON | 27 | 10 | 5 | 12 | 42:45 | 3.22 | 35 | 6 | 2 | 6 | 26:25 | 3.64 | 4 | 3 | 6 | 16:20 | 2.77 | |
| 15. | SCUNTHORPE | 27 | 10 | 5 | 12 | 31:36 | 2.48 | 35 | 6 | 3 | 5 | 13:12 | 1.79 | 4 | 2 | 7 | 18:24 | 3.23 | |
| 16. | ROCHDALE | 26 | 9 | 7 | 10 | 35:36 | 2.73 | 34 | 6 | 2 | 4 | 19:15 | 2.83 | 3 | 5 | 6 | 16:21 | 2.64 | |
| 17. | BARNLEY | 26 | 10 | 3 | 13 | 43:42 | 3.27 | 33 | 6 | 2 | 6 | 23:17 | 2.86 | 4 | 1 | 7 | 20:25 | 3.75 | |
| 18. | CHESTERFIELD | 28 | 9 | 3 | 16 | 38:48 | 3.07 | 30 | 3 | 3 | 8 | 23:26 | 3.50 | 6 | 0 | 8 | 15:22 | 2.64 | |
| 19. | BLACKPOOL | 27 | 8 | 5 | 14 | 27:35 | 2.30 | 29 | 6 | 2 | 5 | 16:13 | 2.23 | 2 | 3 | 9 | 11:22 | 2.36 | ZOSTUP |
| 20. | SHREWSBURY | 27 | 8 | 5 | 14 | 33:46 | 2.93 | 29 | 3 | 2 | 8 | 15:20 | 2.69 | 5 | 3 | 6 | 18:26 | 3.14 | ZOSTUP |
| 21. | FLEETWOOD | 26 | 7 | 7 | 12 | 33:35 | 2.62 | 28 | 5 | 4 | 4 | 22:12 | 2.62 | 2 | 3 | 8 | 11:23 | 2.62 | ZOSTUP |
| 22. | COLCHESTER | 28 | 5 | 7 | 16 | 36:65 | 3.61 | 22 | 3 | 5 | 6 | 21:25 | 3.29 | 2 | 2 | 10 | 15:40 | 3.93 | ZOSTUP |
| 23. | OLDHAM | 26 | 3 | 12 | 11 | 26:40 | 2.54 | 21 | 1 | 4 | 9 | 14:28 | 3.00 | 2 | 8 | 2 | 12:12 | 2.00 | ZOSTUP |
| 24. | CREWE | 26 | 5 | 6 | 15 | 27:49 | 2.92 | 21 | 2 | 4 | 8 | 13:28 | 2.93 | 3 | 2 | 7 | 14:21 | 2.92 | ZOSTUP |

4. ANGLICKÁ FUTBALOVÁ LIGA

| ČÍSLO UDAL. | DEŇ | DOHRÁVKY | VÝSLEDKY V ROKU | | | | PŘEBĚŽNÉ KURZY | | | | | VÁŠ TIP | VÝSLEDOK | | | | | |
|-----------------------------|-----------------|-----------------|-------------------|-------------|-----------------|------|--|-----|-----------------|-------|-------------------|---------|----------|------|-------|-------|------|--------|
| | | | 2015-2016 | | 2014-2015 | | 1 | 10 | 0 | 02 | 2 | | | | | | | |
| 26.01. | MORECAMBE | - | MANSFIELD | D | V | D | V | 2:1 | 0:1 | 2.55 | 1.37 | 2.95 | 1.39 | 2.63 | | | | |
| 26.01. | LEYTON | - | NEWPORT | D | V | D | V | 3:2 | 0:2 | 1.60 | 1.10 | 3.50 | 2.06 | 5.00 | | | | |
| ČÍSLO UDAL. | DEŇ | ZÁPASY 29. KOLA | VÝSLEDKY V ROKU | | | | PŘEBĚŽNÉ KURZY | | | | | VÁŠ TIP | VÝSLEDOK | | | | | |
| | | | 2015-2016 | | 2014-2015 | | 1 | 10 | 0 | 02 | 2 | | | | | | | |
| 1479 | 30.01. | AFC WIMBLEDON | - | YEovil | 1:1 | | | | | 1.70 | 1.13 | 3.40 | 1.91 | 4.37 | | | | |
| 1480 | 30.01. | ACCRINGTON | - | BRISTOL R. | 1:0 | | | | | 2.10 | 1.27 | 3.20 | 1.57 | 3.10 | | | | |
| 1481 | 30.01. | BARNET | - | PORTSMOUTH | 1:3 | | | | | 2.65 | 1.36 | 2.80 | 1.36 | 2.65 | | | | |
| 1482 | 30.01. | CRAWLEY | - | MANSFIELD | 0:4 | | | | | 2.40 | 1.36 | 3.15 | 1.44 | 2.65 | | | | |
| 1483 | 30.01. | DAGENHAM | - | CARLISLE | 1:2 | 4:2 | 0:1 | | | 2.40 | 1.36 | 3.15 | 1.44 | 2.65 | | | | |
| 1484 | 30.01. | HARTLEPOOL | - | EXETER | 0:1 | 2:1 | 2:1 | | | 2.35 | 1.34 | 3.15 | 1.46 | 2.72 | | | | |
| 1485 | 30.01. | LEYTON | - | CAMBRIDGE | 1:1 | | | | | 1.85 | 1.19 | 3.30 | 1.75 | 3.74 | | | | |
| 1486 | 30.01. | LUTON | - | NOTTS | 2:3 | | | | | 2.35 | 1.34 | 3.15 | 1.46 | 2.72 | | | | |
| 1487 | 30.01. | MORECAMBE | - | NEWPORT | 2:1 | 3:2 | 1:0 | | | 1.70 | 1.13 | 3.40 | 1.91 | 4.37 | | | | |
| 1488 | 30.01. | OXFORD | - | NORTHAMPTON | 0:1 | 1:1 | 3:1 | | | 2.25 | 1.32 | 3.20 | 1.50 | 2.82 | | | | |
| 1489 | 30.01. | PLYMOUTH | - | WYCOMBE | 2:1 | 0:1 | 2:0 | | | 1.85 | 1.19 | 3.30 | 1.75 | 3.74 | | | | |
| 1490 | 30.01. | YORK | - | STEVENAGE | 2:2 | 0:2 | 3:2 | | | 2.25 | 1.32 | 3.20 | 1.50 | 2.82 | | | | |
| VÝSLEDKY POSLEDNÝCH ZÁPASOV | | | | | | | (OZNAČENIE PISMENOM (V) ZNAMENÁ ZÁPAS HRANY VONKU) | | | | | | | | | | | |
| AFC WIMBLEDON | NOTTS (V) | 2:0 | MANSFIELD | 3:1 | CAMBRIDGE (V) | 4:1 | EXETER (V) | 2:0 | BRISTOL R. | 0:0 | NEWPORT (V) | 2:2 | | | | | | |
| ACCRINGTON | EXETER (V) | 1:2 | MANSFIELD (V) | 3:2 | NORTHAMPTON (V) | 0:1 | STEVENAGE (V) | 1:1 | YORK (V) | 5:1 | HARTLEPOOL | 3:1 | | | | | | |
| BARNET | STEVENAGE (V) | 0:0 | CARLISLE | 0:0 | BRISTOL R. | 1:0 | NORTHAMPTON (V) | 0:3 | CAMBRIDGE (V) | 1:2 | NEWPORT | 2:0 | | | | | | |
| BRISTOL R. | PLYMOUTH (V) | 1:1 | OXFORD (V) | 2:1 | BARNET (V) | 0:1 | LUTON | 2:0 | LEYTON | 2:1 | AFC WIMBLEDON (V) | 0:0 | | | | | | |
| CAMBRIDGE | HARTLEPOOL | 1:1 | LUTON (V) | 0:0 | CRAWLEY (V) | 0:1 | AFC WIMBLEDON | 1:4 | BARNET | 2:1 | DAGENHAM (V) | 3:0 | | | | | | |
| CARLISLE | YORK | 1:1 | BARNET (V) | 0:0 | PLYMOUTH | 0:2 | NOTTS | 3:0 | OXFORD (V) | 1:1 | CRAWLEY | 3:1 | | | | | | |
| CRAWLEY | YEovil (V) | 1:2 | NOTTS | 0:1 | CAMBRIDGE | 1:0 | PORTSMOUTH (V) | 0:3 | WYCOMBE (V) | 0:2 | STEVENAGE | 2:1 | | | | | | |
| DAGENHAM | NEWPORT (V) | 2:2 | NORTHAMPTON | 1:2 | EXETER (V) | 2:1 | STEVENAGE (V) | 3:1 | CAMBRIDGE | 0:3 | BRISTOL R. | 0:3 | | | | | | |
| EXETER | ACCRINGTON | 2:1 | LEYTON (V) | 3:1 | MORECAMBE (V) | 1:1 | DAGENHAM | 1:2 | AFC WIMBLEDON | 0:2 | OXFORD (V) | 0:3 | | | | | | |
| HARTLEPOOL | CAMBRIDGE (V) | 1:1 | WYCOMBE | 1:0 | PLYMOUTH | 1:2 | PORTSMOUTH (V) | 0:4 | OXFORD | 0:1 | ACCRINGTON (V) | 1:3 | | | | | | |
| LEYTON | WYCOMBE (V) | 2:0 | EXETER | 1:3 | STEVENAGE (V) | 2:2 | BRISTOL R. (V) | 1:2 | PORTSMOUTH | 3:2 | YEovil | 1:1 | | | | | | |
| LUTON | MANSFIELD (V) | 2:0 | CAMBRIDGE | 0:0 | BRISTOL R. (V) | 0:2 | PORTSMOUTH (V) | 0:0 | WYCOMBE | 0:2 | EXETER (V) | 3:2 | | | | | | |
| MANSFIELD | LUTON | 0:2 | AFC WIMBLEDON (V) | 1:3 | STEVENAGE | 2:1 | ACCRINGTON | 2:3 | YORK | 1:1 | CAMBRIDGE (V) | 1:1 | | | | | | |
| MORECAMBE | NORTHAMPTON (V) | 1:3 | YEovil | 2:1 | EXETER | 1:1 | WYCOMBE (V) | 2:0 | NOTTS (V) | 2:2 | YORK (V) | 1:2 | | | | | | |
| NEWPORT | DAGENHAM | 2:2 | YORK (V) | 1:0 | PLYMOUTH | 1:2 | BARNET (V) | 0:2 | AFC WIMBLEDON | 2:2 | NOTTS (V) | 3:4 | | | | | | |
| NORTHAMPTON | MORECAMBE | 3:1 | DAGENHAM (V) | 2:1 | PLYMOUTH (V) | 2:1 | BARNET | 3:0 | ACCRINGTON | 1:0 | PORTSMOUTH | 1:2 | | | | | | |
| NOTTS | AFC WIMBLEDON | 0:2 | CRAWLEY (V) | 1:0 | OXFORD | 2:4 | MORECAMBE | 2:2 | CARLISLE (V) | 0:3 | WYCOMBE (V) | 2:2 | | | | | | |
| OXFORD | PORTSMOUTH (V) | 1:0 | BRISTOL R. | 1:2 | NOTTS (V) | 4:2 | YEovil (V) | 0:0 | EXETER | 3:0 | WYCOMBE (V) | 1:2 | | | | | | |
| PLYMOUTH | BRISTOL R. (V) | 1:1 | STEVENAGE | 3:2 | NORTHAMPTON | 1:2 | CARLISLE (V) | 2:0 | NEWPORT (V) | 2:1 | YEovil | 1:0 | | | | | | |
| PORTSMOUTH | OXFORD | 0:1 | CRAWLEY | 3:0 | LUTON | 0:0 | LEYTON (V) | 2:3 | NORTHAMPTON (V) | 2:1 | HARTLEPOOL | 4:0 | | | | | | |
| STEVENAGE | BARNET | 0:0 | PLYMOUTH (V) | 2:3 | MANSFIELD (V) | 1:2 | LEYTON | 2:2 | DAGENHAM (V) | 1:3 | CRAWLEY (V) | 1:2 | | | | | | |
| WYCOMBE | LEYTON | 0:2 | HARTLEPOOL (V) | 0:1 | MORECAMBE | 0:2 | CRAWLEY | 2:0 | LUTON (V) | 2:0 | OXFORD | 2:1 | | | | | | |
| YEovil | CRAWLEY | 2:1 | MORECAMBE (V) | 1:2 | YORK | 1:0 | OXFORD | 0:0 | PLYMOUTH (V) | 0:1 | LEYTON (V) | 1:1 | | | | | | |
| YORK | CARLISLE (V) | 1:1 | NEWPORT | 0:1 | YEovil (V) | 0:1 | MANSFIELD (V) | 1:1 | MORECAMBE | 2:1 | BRISTOL R. (V) | 1:2 | | | | | | |
| TABUĽKA | CELKOM | | | | DOMA | | | | VONKU | | | | POZN. | | | | | |
| 1. NORTHAMPTON | 27 | 18 | 4 | 5 | 49:31 | 2.96 | 58 | 10 | 1 | 3 | 24:12 | 2.57 | 8 | 3 | 2 | 25:19 | 3.38 | POSTUP |
| 2. PLYMOUTH | 28 | 17 | 5 | 6 | 43:25 | 2.43 | 56 | 8 | 2 | 4 | 22:15 | 2.64 | 9 | 3 | 2 | 21:10 | 2.21 | POSTUP |
| 3. OXFORD | 27 | 14 | 9 | 4 | 42:23 | 2.41 | 51 | 6 | 2 | 2 | 18:10 | 2.15 | 8 | 4 | 2 | 24:13 | 2.64 | POSTUP |
| 4. BRISTOL R. | 28 | 14 | 5 | 9 | 39:28 | 2.39 | 47 | 6 | 2 | 6 | 18:15 | 2.36 | 8 | 3 | 3 | 21:13 | 2.43 | BARAZ |
| 5. PORTSMOUTH | 26 | 11 | 11 | 4 | 44:23 | 2.58 | 44 | 5 | 7 | 2 | 24:8 | 2.29 | 6 | 4 | 2 | 20:15 | 2.92 | BARAZ |
| 6. ACCRINGTON | 24 | 12 | 6 | 6 | 42:29 | 2.96 | 42 | 5 | 3 | 2 | 21:16 | 3.70 | 7 | 3 | 4 | 21:13 | 2.43 | BARAZ |
| 7. AFC WIMBLEDON | 27 | 11 | 9 | 7 | 40:32 | 2.67 | 42 | 5 | 3 | 5 | 17:17 | 2.62 | 6 | 6 | 2 | 23:15 | 2.71 | BARAZ |
| 8. LEYTON | 27 | 10 | 10 | 7 | 43:38 | 3.00 | 40 | 6 | 4 | 3 | 23:16 | 3.00 | 4 | 6 | 4 | 20:22 | 3.00 | |
| 9. WYCOMBE | 26 | 11 | 7 | 8 | 32:27 | 2.27 | 40 | 5 | 4 | 5 | 19:19 | 2.71 | 6 | 3 | 3 | 13:8 | 1.75 | |
| 10. CARLISLE | 25 | 10 | 9 | 6 | 43:40 | 3.32 | 39 | 6 | 4 | 3 | 25:20 | 3.46 | 4 | 5 | 3 | 18:20 | 3.17 | |
| 11. MANSFIELD | 27 | 10 | 8 | 9 | 36:30 | 2.44 | 38 | 4 | 6 | 5 | 20:18 | 2.53 | 6 | 2 | 4 | 16:12 | 2.33 | |
| 12. CAMBRIDGE | 28 | 10 | 8 | 40:40 | 2.86 | 38 | 5 | 3 | 6 | 20:24 | 3.14 | 5 | 5 | 4 | 20:16 | 2.57 | | |
| 13. EXETER | 27 | 10 | 7 | 10 | 37:40 | 2.85 | 37 | 5 | 5 | 4 | 21:19 | 2.86 | 5 | 2 | 6 | 16:21 | 2.85 | |
| 14. MORECAMBE | 26 | 10 | 5 | 11 | 46:46 | 3.54 | 35 | 5 | 1 | 6 | 20:21 | 3.42 | 5 | 4 | 5 | 26:25 | 3.64 | |
| 15. LUTON | 27 | 9 | 7 | 11 | 40:38 | 2.89 | 34 | 3 | 4 | 6 | 17:19 | 2.77 | 6 | 3 | 5 | 23:19 | 3.00 | |
| 16. CRAWLEY | 28 | 10 | 4 | 14 | 34:47 | 2.89 | 34 | 7 | 2 | 5 | 16:16 | 2.29 | 3 | 2 | 9 | 18:31 | 3.50 | |
| 17. NOTTS | 26 | 9 | 6 | 11 | 38:46 | 3.23 | 33 | 7 | 2 | 5 | 26:24 | 3.57 | 2 | 4 | 6 | 12:22 | 2.83 | |
| 18. BARNET | 28 | 9 | 6 | 13 | 36:44 | 2.86 | 33 | 8 | 3 | 3 | 22:13 | 2.50 | 1 | 3 | 10 | 14:31 | 3.21 | |
| 19. STEVENAGE | 28 | 6 | 10 | 12 | 37:50 | 3.11 | 28 | 4 | 5 | 5 | 17:23 | 2.86 | 2 | 5 | 7 | 20:27 | 3.36 | |
| 20. NEWPORT | 26 | 5 | 9 | 12 | 30:41 | 2.73 | 24 | 1 | 6 | 6 | 16:23 | 3.00 | 4</ | | | | | |

| | | | | | | | | | | | | |
|---------------|-------------------|-----|------------------|-----|----------------|-----|---------------|-----|------------------|-----|-------------------|-----|
| CHESTER | SOUTHPORT | 0:0 | ALDERSHOT (V) | 1:3 | ALTRINCHAM | 1:1 | MACCLESFIELD | 0:2 | TORQUAY | 4:1 | CHELLENHAM (V) | 1:3 |
| DOVER ATH. | CHELLENHAM | 1:2 | LINCOLN (V) | 3:2 | BROMLEY | 2:3 | WELLING (V) | 2:1 | GRIMSBY (V) | 0:1 | ALDERSHOT | 5:2 |
| EASTLEIGH | BOREHAM (V) | 1:1 | ALDERSHOT | 1:1 | BROMLEY (V) | 2:2 | KIDDERMINSTER | 3:1 | MACCLESFIELD (V) | 2:1 | SOUTHPORT | 1:0 |
| FOREST GREEN | BRAINTREE | 1:0 | LINCOLN (V) | 1:0 | TORQUAY | 3:1 | KIDDERMINSTER | 3:0 | TORQUAY (V) | 1:4 | BOREHAM | 1:0 |
| GATESHEAD | TORQUAY (V) | 2:0 | BARROW | 1:1 | GUISELEY | 3:0 | WOKING | 1:5 | SOUTHPORT | 0:1 | KIDDERMINSTER (V) | 1:0 |
| GRIMSBY | ALTRINCHAM | 5:0 | WELLING (V) | 4:0 | GUISELEY | 1:1 | LINCOLN | 2:0 | DOVER ATH. | 1:0 | KIDDERMINSTER | 1:0 |
| GUISELEY | KIDDERMINSTER (V) | 1:0 | GRIMSBY (V) | 1:1 | GATESHEAD (V) | 0:3 | ALDERSHOT (V) | 0:1 | HALIFAX (V) | 1:1 | BROMLEY | 2:0 |
| HALIFAX | WOKING (V) | 1:1 | MACCLESFIELD (V) | 1:0 | LINCOLN | 2:2 | WREXHAM | 2:0 | LINCOLN (V) | 1:0 | TRANMERE | 1:1 |
| KIDDERMINSTER | GUISELEY | 0:1 | FOREST GREEN (V) | 0:3 | CHELLENHAM | 1:2 | EASTLEIGH (V) | 1:3 | GATESHEAD | 0:1 | GRIMSBY (V) | 0:1 |
| LINCOLN | WREXHAM (V) | 1:3 | FOREST GREEN | 0:1 | DOVER ATH. | 2:3 | HALIFAX (V) | 2:2 | GRIMSBY (V) | 0:2 | HALIFAX | 0:1 |
| MACCLESFIELD | ALDERSHOT | 0:2 | HALIFAX | 0:1 | TRANMERE (V) | 1:0 | CHESTER (V) | 2:0 | TRANMERE | 1:2 | WELLING (V) | 1:0 |
| SOUTHPORT | CHESTER (V) | 0:0 | BROMLEY (V) | 0:0 | WREXHAM | 3:2 | BARROW | 2:1 | WREXHAM (V) | 1:0 | BROMLEY | 5:3 |
| TORQUAY | GATESHEAD | 0:2 | FOREST GREEN (V) | 1:3 | CHELLENHAM (V) | 0:1 | FOREST GREEN | 4:1 | CHESTER (V) | 1:4 | WREXHAM | 0:1 |
| TRANMERE | BROMLEY (V) | 1:0 | BARROW (V) | 4:3 | MACCLESFIELD | 0:1 | ALTRINCHAM | 1:0 | MACCLESFIELD (V) | 2:1 | HALIFAX (V) | 1:1 |
| WELLING | BARROW | 1:2 | GRIMSBY | 0:4 | DOVER ATH. | 1:2 | MACCLESFIELD | 0:1 | LINCOLN (V) | 1:1 | SOUTHPORT | 0:1 |
| WOKING | HALIFAX | 1:1 | WREXHAM (V) | 3:1 | ALDERSHOT | 2:1 | BOREHAM | 0:0 | ALDERSHOT (V) | 1:0 | GATESHEAD (V) | 5:1 |
| WREXHAM | LINCOLN | 3:1 | WOKING | 1:3 | SOUTHPORT (V) | 2:3 | HALIFAX (V) | 0:2 | SOUTHPORT | 0:1 | TORQUAY | 1:0 |

| TABULKA | CELKOM | DOMA | VONKU | POZN. | |
|-------------------|------------|---------------|-------------------|-------------------|--------|
| 1. CHELLENHAM | 29 18 9 2 | 55:20 2.48 63 | 9 4 1 25:9 2.43 | 9 5 1 30:11 2.53 | POSTUP |
| 2. FOREST GREEN | 29 19 4 6 | 50:28 2.69 61 | 13 1 2 32:11 2.69 | 6 3 4 18:17 2.69 | BARAZ |
| 3. GRIMSBY | 28 15 10 3 | 59:22 2.89 55 | 10 4 2 38:13 3.19 | 5 6 1 21:9 2.50 | BARAZ |
| 4. EASTLEIGH | 27 14 7 6 | 45:34 2.93 49 | 7 2 4 19:18 2.85 | 7 5 2 26:16 3.00 | BARAZ |
| 5. DOVER ATH. | 30 14 7 9 | 51:42 3.00 49 | 8 3 3 25:16 2.71 | 6 4 6 26:26 3.25 | BARAZ |
| 6. WOKING | 30 14 6 10 | 52:37 2.97 48 | 8 4 4 29:19 3.00 | 6 2 6 23:18 2.93 | |
| 7. MACCLESFIELD | 31 15 2 14 | 45:35 2.58 47 | 7 2 6 20:15 2.33 | 8 0 8 25:20 2.81 | |
| 8. TRANMERE | 30 13 8 9 | 41:32 2.43 47 | 7 1 6 18:13 2.21 | 6 7 3 23:19 2.63 | |
| 9. GATESHEAD | 28 13 5 10 | 38:42 2.86 44 | 5 4 6 21:26 3.13 | 8 1 4 17:16 2.54 | |
| 10. WREXHAM | 28 13 4 11 | 50:39 3.18 43 | 8 3 4 34:20 3.60 | 5 1 7 16:19 2.69 | |
| 11. LINCOLN | 31 11 9 11 | 44:42 2.77 42 | 5 6 4 22:17 2.60 | 6 3 7 22:25 2.94 | |
| 12. BRAINTREE | 25 11 7 7 | 29:21 2.00 40 | 4 4 3 8:8 1.45 | 7 3 4 21:13 2.43 | |
| 13. BROMLEY | 28 11 5 12 | 49:48 3.46 38 | 6 3 5 25:16 2.93 | 5 2 7 24:32 4.00 | |
| 14. ALDERSHOT | 30 11 5 14 | 36:44 2.67 38 | 5 2 8 15:21 2.40 | 6 3 6 21:23 2.93 | |
| 15. SOUTHPORT | 29 10 8 11 | 31:39 2.41 38 | 5 3 6 21:27 3.43 | 5 5 5 10:12 1.47 | |
| 16. BARROW | 29 10 6 13 | 38:54 3.17 36 | 7 3 3 22:17 3.00 | 3 3 10 16:37 3.31 | |
| 17. CHESTER | 30 9 8 13 | 36:45 2.70 35 | 6 6 4 23:19 2.63 | 3 2 9 13:26 2.79 | |
| 18. GUISELEY | 29 8 10 11 | 29:45 2.55 34 | 6 3 5 18:22 2.86 | 2 7 6 11:23 2.27 | |
| 19. HALIFAX | 29 7 8 14 | 42:61 3.55 29 | 3 7 5 25:33 3.87 | 4 1 9 17:28 3.21 | |
| 20. BOREHAM | 29 6 10 13 | 25:31 1.93 28 | 3 6 7 14:17 1.94 | 3 4 6 11:14 1.92 | |
| 21. ALTRINCHAM | 27 7 6 14 | 23:45 2.52 27 | 5 3 3 13:15 2.55 | 2 3 11 10:30 2.50 | ZOSTUP |
| 22. WELLING | 27 6 6 15 | 23:38 2.26 24 | 4 4 7 16:21 2.47 | 2 2 8 7:17 2.00 | ZOSTUP |
| 23. TORQUAY | 28 4 8 16 | 31:57 3.14 20 | 2 2 9 14:27 3.15 | 2 6 7 17:30 3.13 | ZOSTUP |
| 24. KIDDERMINSTER | 27 2 8 17 | 24:45 2.56 14 | 2 3 9 10:19 2.07 | 0 5 8 14:26 3.08 | ZOSTUP |

ANGLICKÁ FUTBALOVÁ LIGA - U21

| SKUPINA 1 | CELKOM | DOMA | VONKU | POZN. | |
|------------------|----------|----------|-------------|-------------|--------|
| 1. SUNDERLAND | 12 9 1 2 | 25.8 28 | 5 0 1 10.3 | 4 1 1 15.5 | |
| 2. MANCHESTER U. | 9 7 1 1 | 24.9 22 | 5 0 0 9.5 | 2 1 1 5.4 | |
| 3. TOTTENHAM | 14 5 4 5 | 32.31 19 | 2 2 3 19.19 | 3 2 2 13.12 | |
| 4. MANCHESTER C. | 11 5 3 3 | 22.17 18 | 4 1 2 16.10 | 1 2 3 6.7 | |
| 5. READING | 13 5 3 5 | 24.25 18 | 4 1 2 13.13 | 1 2 3 11.12 | |
| 6. EVERTON | 12 4 5 3 | 18.17 17 | 1 3 0 8.6 | 3 2 3 10.11 | |
| 7. CHELSEA | 10 4 2 4 | 19.20 14 | 2 1 4 11.14 | 2 1 0 8.6 | |
| 8. SOUTHAMPTON | 12 4 2 6 | 20.27 14 | 1 2 3 7.10 | 3 0 3 13.17 | |
| 9. MIDDLESBROUGH | 10 3 3 4 | 17.14 12 | 2 2 1 8.4 | 1 1 3 9.10 | |
| 10. NORWICH | 13 3 3 7 | 18.24 12 | 3 2 3 15.14 | 0 1 4 3.10 | |
| 11. LIVERPOOL | 11 2 3 6 | 12.20 9 | 1 0 2 3.5 | 1 3 4 9.15 | ZOSTUP |
| 12. LEICESTER | 11 2 2 7 | 15.34 8 | 1 2 1 5.9 | 1 0 6 10.25 | ZOSTUP |
| SKUPINA 2 | CELKOM | DOMA | VONKU | POZN. | |
| 1. DERBY | 13 8 1 4 | 28.17 25 | 5 0 1 15.7 | 3 1 3 13.10 | POSTUP |
| 2. ARSENAL | 12 7 3 2 | 22.13 24 | 4 1 2 13.7 | 3 2 0 9.6 | BARAZ |
| 3. W. B. A. | 12 6 5 1 | 15.7 23 | 4 3 0 11.4 | 2 2 1 4.3 | BARAZ |
| 4. WEST HAM | 15 7 2 6 | 26.25 23 | 4 2 2 15.10 | 3 0 4 11.15 | BARAZ |
| 5. ASTON VILLA | 14 6 4 4 | 15.18 22 | 3 3 1 7.5 | 3 1 3 8.13 | BARAZ |
| 6. BLACKBURN | 12 6 2 4 | 19.17 20 | 4 0 1 10.5 | 2 2 3 9.12 | |
| 7. STOKE | 15 6 1 8 | 15.16 19 | 4 0 3 10.7 | 2 1 5 5.9 | |
| 8. SWANSEA | 12 5 2 5 | 18.12 17 | 4 0 2 15.5 | 1 2 3 3.7 | |
| 9. FULHAM | 12 5 2 5 | 15.18 17 | 3 1 3 8.10 | 2 1 2 7.8 | |
| 10. NEWCASTLE | 13 3 5 5 | 17.21 14 | 2 3 1 7.5 | 1 2 4 10.16 | |
| 11. WOLVES | 13 2 2 9 | 13.22 8 | 1 2 3 7.10 | 1 0 6 6.12 | |
| 12. BRIGHTON | 13 1 3 9 | 8.25 6 | 1 1 4 6.12 | 0 2 5 2.13 | |

1. SEVEROÍRSKA FUTBALOVÁ LIGA

| TABULKA | CELKOM | DOMA | VONKU | POZN. | |
|--------------------|-----------|---------------|------------------|------------------|----------|
| 1. CRUSADERS | 24 18 4 2 | 56:21 3.21 58 | 10 1 1 35.9 3.67 | 8 3 1 21:12 2.75 | O TITUL |
| 2. CLIFTONVILLE | 25 14 8 3 | 44:29 2.92 50 | 9 4 1 29.13 3.00 | 5 4 2 15:16 2.82 | O TITUL |
| 3. LINFIELD | 24 15 4 5 | 53:25 3.25 49 | 7 3 2 28.11 3.25 | 8 1 3 25:14 3.25 | O TITUL |
| 4. GLENAVON | 24 13 6 5 | 49:26 3.13 45 | 7 3 2 25.12 3.08 | 6 3 3 24:14 3.17 | O TITUL |
| 5. COLERAINE | 25 14 3 8 | 35:29 2.56 45 | 8 2 2 17.9 2.17 | 6 1 6 18:20 2.92 | O TITUL |
| 6. GLENTORAN B. | 25 9 6 10 | 33:39 2.88 33 | 5 3 4 15.16 2.58 | 4 3 6 18:23 3.15 | O TITUL |
| 7. BALLYMENA | 25 8 4 13 | 39:55 3.76 28 | 4 3 6 19:27 3.54 | 4 1 7 20:28 4.00 | O ZOSTUP |
| 8. PORTADOWN | 24 8 3 13 | 32:47 3.29 27 | 5 2 6 25:27 4.00 | 3 1 7 7:20 2.45 | O ZOSTUP |
| 9. DUNGANNON | 23 5 4 14 | 27:39 2.87 19 | 4 0 8 18:19 3.08 | 1 4 6 9:20 2.64 | O ZOSTUP |
| 10. CARRICK FC | 22 4 7 11 | 25:39 2.91 19 | 1 3 4 9.14 2.88 | 3 4 7 16:25 2.93 | O ZOSTUP |
| 11. BALLINAMALLARD | 24 4 5 15 | 22:40 2.58 17 | 1 3 9 11:20 2.38 | 3 2 6 11:20 2.82 | O ZOSTUP |
| 12. WARRENPOINT | 25 4 4 17 | 3:04 1.6 2 | 2 2 8 10:22 2.67 | 2 2 9 15:29 3.38 | O ZOSTUP |

1. ŠKÓTSKA FUTBALOVÁ LIGA

| ČÍSLO UDAL. | DEŇ | ZÁPASY 25. KOLA | VÝSLEDKY V ROKU | | | | | | PREDBEŽNÉ KURZY | | | | | VÁŠ TIP | VÝSLEDOK | | |
|-------------|--------|------------------------|-----------------|-----|---|-----------|---|-----|-----------------|-----|-----|-----|------|---------|----------|------|------|
| | | | 2015-2016 | | | 2014-2015 | | | 1 | 10 | 0 | 02 | 2 | | | | |
| D | D | V | V | D | D | V | V | 1:0 | 2:3 | 0:0 | 0:0 | 2:0 | 2:65 | 1.44 | 3.15 | 1.36 | 2.40 |
| 104 | 30.01. | DUNDEE FC - MOTHERWELL | | 2:1 | | | | 4:1 | | | | | 1.75 | 1.16 | 3.40 | 1.85 | 4.07 |
| 105 | 30.01. | KILMARNOCK - HAMILTON | | 1:2 | | | | 1:0 | 2:3 | 0:0 | 0:0 | | 2.30 | 1.34 | 3.20 | 1.48 | 2.75 |
| 106 | 30.01. | PARTICK - DUNDEE UTD. | | 3:0 | | | | 2:2 | | | | 2:0 | 2.40 | 1.36 | 3.15 | 1.44 | 2.65 |
| | 30.01. | CALEDONIAN - HEARTS | | 2:0 | | | | | | | | | 2.65 | 1.44 | 3.15 | 1.36 | 2.40 |

VÝSLEDKY POSLEDNÝCH ZÁPASOV (OZNAČENIE PÍSMENOM (V) ZNAMENÁ ZÁPAS HRANÝ VONKU)

| | | | | | | | | | | | | |
|---------------|-----------------|-----|-----------------|-----|-----------------|-----|----------------|-----|-------------------|-----|-----------------|-----|
| ABERDEEN | DUNDEE FC | 1:0 | ROSS COUNTY (V) | 3:2 | PARTICK | 0:0 | CALEDONIAN | 2:2 | KILMARNOCK (V) | 4:0 | HEARTS | 1:0 |
| CALEDONIAN | PARTICK | 0:0 | KILMARNOCK (V) | 1:2 | HAMILTON (V) | 4:3 | ABERDEEN (V) | 2:2 | DUNDEE UTD. | 2:2 | KILMARNOCK | 2:1 |
| CELTIC | ST. JOHNSTONE | 3:1 | DUNDEE UTD. (V) | 4:1 | HEARTS (V) | 2:2 | MOTHERWELL | 1:2 | ST. JOHNSTONE (V) | 3:0 | CALEDONIAN (V) | 3:1 |
| DUNDEE FC | ABERDEEN (V) | 0:1 | PARTICK (V) | 4:2 | ROSS COUNTY (V) | 2:5 | HAMILTON | 4:0 | MOTHERWELL (V) | 1:3 | ABERDEEN | 0:2 |
| DUNDEE UTD. | KILMARNOCK | 5:1 | CELTIC | 1:4 | HEARTS (V) | 2:3 | CALEDONIAN (V) | 2:2 | PARTICK | 0:1 | KILMARNOCK (V) | 1:1 |
| HAMILTON | HEARTS | 0:0 | CALEDONIAN | 0:0 | CALEDONIAN | 3:4 | KILMARNOCK | 0:1 | DUNDEE FC (V) | 0:4 | ROSS COUNTY | 1:3 |
| HEARTS | HAMILTON (V) | 0:0 | MOTHERWELL | 6:0 | DUNDEE UTD. | 3:2 | CELTIC | 2:2 | ST. JOHNSTONE (V) | 0:0 | ABERDEEN (V) | 0:1 |
| KILMARNOCK | DUNDEE UTD. (V) | 1:5 | CALEDONIAN | 2:1 | ROSS COUNTY (V) | 2:3 | HAMILTON (V) | 1:0 | ABERDEEN | 0:4 | CALEDONIAN (V) | 1:2 |
| MOTHERWELL | ROSS COUNTY | 1:2 | HEARTS (V) | 0:6 | ST. JOHNSTONE | 2:0 | CELTIC | 2:1 | DUNDEE FC | 3:1 | HEARTS | 2:2 |
| PARTICK | CALEDONIAN (V) | 0:0 | DUNDEE FC | 2:4 | ABERDEEN (V) | 0:0 | ROSS COUNTY | 1:0 | DUNDEE UTD. (V) | 1:0 | KILMARNOCK (V) | 5:2 |
| ROSS COUNTY | MOTHERWELL (V) | 2:1 | ABERDEEN | 2:3 | KILMARNOCK | 3:2 | DUNDEE FC | 5:2 | PARTICK (V) | 0:1 | HAMILTON (V) | 3:1 |
| ST. JOHNSTONE | CELTIC (V) | 1:3 | HAMILTON | 0:0 | MOTHERWELL (V) | 0:2 | HEARTS | 0:0 | CELTIC | 0:3 | ROSS COUNTY (V) | 3:2 |

| TABULKA PÓ 24. KOLE | CELKOM | DOMA | VONKU | POZN. | |
|---------------------|------------|---------------|------------------|------------------|--------|
| 1. CELTIC | 22 16 4 2 | 55:18 3.32 52 | 8 2 1 28:7 3.18 | 8 2 1 27:11 3.45 | LM |
| 2. ABERDEEN | 23 15 4 4 | 38:22 2.61 49 | 8 3 1 18:10 2.33 | 7 1 3 20:12 2.91 | LM |
| 3. HEARTS | 23 11 8 4 | 42:24 2.87 41 | 7 3 1 27:12 3.55 | 4 5 3 15:12 2.25 | EL |
| 4. ROSS COUNTY | 24 10 3 11 | 40:37 3.21 33 | 7 0 5 25:19 3.67 | 3 3 6 15:18 2.75 | EL |
| 5. ST. JOHNSTONE | 22 9 5 8 | 36:34 3.18 32 | 4 5 2 14:12 2.36 | 5 0 6 22:22 4.00 | |
| 6. CALEDONIAN | 23 7 8 8 | 30:32 2.70 29 | 4 4 4 12:12 2.00 | 3 4 4 18:20 3.45 | |
| 7. DUNDEE FC | 23 7 8 8 | 35:39 3.22 29 | 4 3 3 17:14 3.10 | 3 5 5 18:25 3.31 | |
| 8. PARTICK | 22 6 7 9 | 21:28 2.23 25 | 3 2 5 11:17 2.80 | 3 5 4 10:11 1.75 | |
| 9. HAMILTON | 23 6 7 10 | 28:37 2.83 25 | 3 4 5 17:18 2.92 | 3 3 5 11:19 2.73 | |
| 10. MOTHERWELL | 22 7 4 11 | 24:36 2.73 25 | 4 3 5 17:18 2.92 | 3 1 6 7:18 2.50 | |
| 11. KILMARNOCK | 24 6 6 12 | 27:47 3.08 24 | 3 3 6 14:27 3.42 | 3 3 6 13:20 2.75 | |
| 12. DUNDEE UTD. | 23 3 4 16 | 24:46 3.04 13 | 2 2 8 14:20 2.83 | 1 2 8 10:26 3.27 | ZOSTUP |

2. ŠKÓTSKA FUTBALOVÁ LIGA

| ČÍSLO UDAL. | DEŇ | DOHRÁVKA 22. KOLA | VYSLEDKY V ROKU | | | | | | | | PREDBEŽNÉ KURZY | | | | | VÁŠ TIP | VÝSLEDEK | | |
|-----------------------------|-----------------|-------------------|-----------------|-------------|---------------|-------|----------------|-----|-----------------|-----|-----------------|-------|------|------|------|---------|----------|------|--------|
| | | | 2015-2016 | | | | 2014-2015 | | | | 1 | 10 | 0 | 02 | 2 | | | | |
| | | | D | D | V | V | D | D | V | V | | | | | | | | | |
| 2212 | 25.01. | MORTON | - | RANGERS | 0:4 | 2:2 | | | | | 8,42 | 3,26 | 5,20 | 1,02 | 1,25 | | | | |
| ZÁPASY 23. KOLA | | | VYSLEDKY V ROKU | | | | | | | | PREDBEŽNÉ KURZY | | | | | | | | |
| 1350 | 30.01. | DUMBARTON | - | LIVINGSTON | 2:1 | 1:1 | | | | | 2,10 | 1,27 | 3,20 | 1,57 | 3,10 | | | | |
| 1352 | 30.01. | RAITH | - | QUEEN SOUTH | 1:0 | 1:1 | | | | | 2,20 | 1,30 | 3,20 | 1,52 | 2,91 | | | | |
| 1353 | 30.01. | RANGERS | - | FALKIRK | 3:1 | 1:2 | | | | | 1,30 | 1,03 | 4,50 | 2,93 | 8,40 | | | | |
| 1354 | 30.01. | ST. MIRREN | - | ALLOA | 1:1 | 2:0 | | | | | 2,00 | 1,23 | 3,20 | 1,64 | 3,35 | | | | |
| VÝSLEDKY POSLEDNÝCH ZÁPASOV | | | VYSLEDKY V ROKU | | | | | | | | PREDBEŽNÉ KURZY | | | | | | | | |
| ALLOA | QUEEN SOUTH (V) | 0:1 | MORTON | 1:0 | RAITH (V) | 1:0 | FALKIRK | 0:1 | ST. MIRREN | 0:2 | LIVINGSTON (V) | 1:0 | | | | | | | |
| DUMBARTON | RAITH (V) | 0:0 | RANGERS | 0:6 | FALKIRK (V) | 0:1 | LIVINGSTON (V) | 1:1 | ST. MIRREN | 1:0 | ALLOA (V) | 2:0 | | | | | | | |
| FALKIRK | LIVINGSTON (V) | 1:1 | HIBERNIAN | 1:1 | ALLOA (V) | 1:0 | LIVINGSTON | 2:0 | DUMBARTON | 1:0 | RANGERS | 2:1 | | | | | | | |
| HIBERNIAN | ST. MIRREN | 3:1 | FALKIRK (V) | 1:1 | RAITH | 1:0 | RANGERS (V) | 2:4 | QUEEN SOUTH | 1:0 | FALKIRK | 1:1 | | | | | | | |
| LIVINGSTON | FALKIRK | 1:1 | RANGERS (V) | 1:4 | QUEEN SOUTH | 0:2 | FALKIRK (V) | 0:2 | ST. MIRREN (V) | 4:1 | DUMBARTON | 2:1 | | | | | | | |
| MORTON | ALLOA (V) | 0:1 | ST. MIRREN | 0:1 | RAITH | 1:2 | RANGERS (V) | 2:2 | ST. MIRREN (V) | 1:1 | QUEEN SOUTH | 2:0 | | | | | | | |
| QUEEN SOUTH | ALLOA | 1:0 | LIVINGSTON (V) | 2:0 | HIBERNIAN (V) | 0:1 | RAITH | 1:1 | FALKIRK | 2:2 | MORTON | 0:2 | | | | | | | |
| RAITH | DUMBARTON | 0:0 | ALLOA | 0:1 | HIBERNIAN (V) | 0:1 | MORTON (V) | 2:1 | QUEEN SOUTH (V) | 1:1 | ST. MIRREN | 1:1 | | | | | | | |
| RANGERS | LIVINGSTON | 4:1 | DUMBARTON (V) | 6:0 | HIBERNIAN | 4:2 | FALKIRK (V) | 1:2 | MORTON | 2:2 | DUMBARTON | 4:0 | | | | | | | |
| ST. MIRREN | HIBERNIAN (V) | 1:3 | MORTON (V) | 1:0 | LIVINGSTON | 1:4 | ALLOA (V) | 2:0 | DUMBARTON (V) | 0:1 | RAITH (V) | 1:1 | | | | | | | |
| TABUĽKA | | | CELKOM | | | | DOMA | | | | VONKU | | | | | | | | |
| 1. | RANGERS | 20 | 16 | 2 | 2 | 61:16 | 3.85 | 50 | 10 | 1 | 0 | 35:8 | 3.91 | 6 | 1 | 2 | 26:8 | 3.78 | POSTUP |
| 2. | HIBERNIAN | 21 | 15 | 3 | 3 | 37:17 | 2.57 | 48 | 9 | 2 | 0 | 21:7 | 2.55 | 6 | 1 | 3 | 16:10 | 2.60 | BARAŽ |
| 3. | FALKIRK | 22 | 13 | 7 | 2 | 38:17 | 2.50 | 46 | 8 | 2 | 1 | 18:4 | 2.00 | 5 | 5 | 1 | 20:13 | 3.00 | BARAŽ |
| 4. | RAITH | 20 | 8 | 4 | 8 | 22:25 | 2.35 | 28 | 5 | 2 | 3 | 13:7 | 2.00 | 3 | 2 | 5 | 9:18 | 2.70 | BARAŽ |
| 5. | QUEEN SOUTH | 20 | 8 | 4 | 8 | 21:27 | 2.40 | 28 | 4 | 3 | 4 | 13:20 | 3.00 | 4 | 1 | 4 | 8:7 | 1.67 | |
| 6. | MORTON | 20 | 6 | 6 | 8 | 19:22 | 2.05 | 24 | 3 | 3 | 3 | 6:8 | 1.56 | 3 | 3 | 5 | 13:14 | 2.45 | |
| 7. | DUMBARTON | 21 | 5 | 4 | 12 | 18:39 | 2.71 | 19 | 3 | 1 | 6 | 10:24 | 3.40 | 2 | 3 | 6 | 8:15 | 2.09 | |
| 8. | ST. MIRREN | 20 | 4 | 6 | 10 | 19:31 | 2.50 | 18 | 0 | 3 | 6 | 9:19 | 3.11 | 4 | 3 | 4 | 10:12 | 2.00 | |
| 9. | LIVINGSTON | 22 | 4 | 4 | 14 | 24:35 | 2.68 | 16 | 1 | 3 | 7 | 9:15 | 2.18 | 3 | 1 | 7 | 15:20 | 3.18 | BARAŽ |
| 10. | ALLOA | 22 | 4 | 2 | 16 | 10:40 | 2.27 | 14 | 1 | 1 | 9 | 4:19 | 2.09 | 3 | 1 | 7 | 6:21 | 2.45 | ZOSTUP |

3. ŠKÓTSKA FUTBALOVÁ LIGA

| ČÍSLO UDAL. | DEŇ | ZÁPASY 23. KOLA | VYSLEDKY V ROKU | | | | | | | | PREDBEŽNÉ KURZY | | | | | VÁŠ TIP | VÝSLEDEK | | |
|-----------------------------|-----------------|-----------------|-------------------|---------------|-----------------|-------|-------------------|-----|-----------------|-----|-----------------|-------|------|------|------|---------|----------|------|--------|
| | | | 2015-2016 | | | | 2014-2015 | | | | 1 | 10 | 0 | 02 | 2 | | | | |
| | | | D | D | V | V | D | D | V | V | | | | | | | | | |
| 1473 | 30.01. | AYR UTD. | - | STENHOUSEMUIR | 5:2 | 1:0 | | | | | 1,60 | 1,10 | 3,50 | 2,06 | 5,00 | | | | |
| 1474 | 30.01. | COWDENBEATH | - | FORFAR | 2:1 | 1:0 | | | | | 2,00 | 1,23 | 3,20 | 1,64 | 3,35 | | | | |
| 1475 | 29.01. | DUNFERMLINE | - | AIRDRIE | 1:1 | 2:0 | | | | | 1,50 | 1,06 | 3,60 | 2,25 | 6,00 | | | | |
| 1476 | 30.01. | PETERHEAD | - | ALBION R. | 1:1 | 0:1 | | | | | 2,00 | 1,23 | 3,20 | 1,64 | 3,35 | | | | |
| 1477 | 30.01. | STRANRAER | - | BRECHIN | 1:0 | 0:2 | | | | | 2,00 | 1,23 | 3,20 | 1,64 | 3,35 | | | | |
| VÝSLEDKY POSLEDNÝCH ZÁPASOV | | | VYSLEDKY V ROKU | | | | | | | | PREDBEŽNÉ KURZY | | | | | | | | |
| AIRDRIE | BRECHIN (V) | 3:3 | ALBION R. (V) | 2:1 | STENHOUSEMUIR | 0:1 | PETERHEAD | 3:4 | COWDENBEATH (V) | 0:3 | STRANRAER (V) | 3:1 | | | | | | | |
| ALBION R. | AYR UTD. | 1:3 | AIRDRIE | 1:2 | FORFAR | 1:1 | STENHOUSEMUIR (V) | 1:0 | COWDENBEATH | 2:1 | DUNFERMLINE | 1:1 | | | | | | | |
| AYR UTD. | ALBION R. (V) | 3:1 | STRANRAER (V) | 0:1 | COWDENBEATH (V) | 2:4 | BRECHIN | 2:1 | PETERHEAD (V) | 0:3 | DUNFERMLINE | 1:2 | | | | | | | |
| BRECHIN | AIRDRIE | 3:3 | STENHOUSEMUIR (V) | 0:1 | AYR UTD. (V) | 1:2 | STRANRAER | 2:0 | PETERHEAD | 1:1 | DUNFERMLINE (V) | 1:3 | | | | | | | |
| COWDENBEATH | STRANRAER | 0:0 | DUNFERMLINE (V) | 1:2 | AYR UTD. | 4:2 | AIRDRIE | 3:0 | FORFAR (V) | 1:0 | ALBION R. (V) | 1:2 | | | | | | | |
| DUNFERMLINE | PETERHEAD (V) | 0:2 | COWDENBEATH | 2:1 | FORFAR (V) | 4:2 | STENHOUSEMUIR | 1:0 | AYR UTD. (V) | 2:1 | BRECHIN | 3:1 | | | | | | | |
| FORFAR | STENHOUSEMUIR | 0:1 | DUNFERMLINE | 2:4 | ALBION R. (V) | 1:1 | COWDENBEATH | 0:1 | PETERHEAD | 0:2 | STRANRAER (V) | 0:0 | | | | | | | |
| PETERHEAD | DUNFERMLINE | 0:0 | STRANRAER (V) | 5:1 | STENHOUSEMUIR | 4:1 | ALBION R. (V) | 4:3 | AYR UTD. | 3:0 | BRECHIN (V) | 1:1 | | | | | | | |
| STENHOUSEMUIR | FORFAR (V) | 1:0 | BRECHIN | 1:0 | PETERHEAD (V) | 1:4 | AIRDRIE (V) | 1:0 | STRANRAER | 1:5 | DUNFERMLINE (V) | 0:1 | | | | | | | |
| STRANRAER | COWDENBEATH (V) | 2:0 | PETERHEAD | 1:5 | AYR UTD. | 1:0 | STENHOUSEMUIR (V) | 5:1 | BRECHIN (V) | 0:2 | AIRDRIE | 1:3 | | | | | | | |
| TABUĽKA | | | CELKOM | | | | DOMA | | | | VONKU | | | | | | | | |
| 1. | DUNFERMLINE | 21 | 14 | 5 | 2 | 52:14 | 3.14 | 47 | 7 | 2 | 1 | 24:7 | 3.10 | 7 | 3 | 1 | 28:7 | 3.18 | POSTUP |
| 2. | AYR UTD. | 21 | 12 | 4 | 5 | 40:27 | 3.19 | 40 | 7 | 2 | 1 | 25:10 | 3.50 | 5 | 2 | 4 | 15:17 | 2.91 | BARAŽ |
| 3. | PETERHEAD | 22 | 9 | 9 | 4 | 48:25 | 3.32 | 36 | 5 | 5 | 1 | 26:11 | 3.36 | 4 | 4 | 3 | 22:14 | 3.27 | BARAŽ |
| 4. | STENHOUSEMUIR | 22 | 9 | 4 | 9 | 31:44 | 3.41 | 31 | 5 | 2 | 4 | 17:22 | 3.55 | 4 | 2 | 5 | 14:22 | 3.27 | BARAŽ |
| 5. | ALBION R. | 19 | 8 | 4 | 7 | 21:23 | 2.32 | 28 | 5 | 2 | 3 | 16:12 | 2.80 | 3 | 2 | 4 | 5:11 | 1.78 | |
| 6. | AIRDRIE | 21 | 8 | 3 | 10 | 28:34 | 2.95 | 27 | 3 | 1 | 6 | 10:14 | 2.40 | 5 | 2 | 4 | 18:20 | 3.45 | |
| 7. | COWDENBEATH | 20 | 7 | 3 | 10 | 29:43 | 3.60 | 24 | 5 | 3 | 2 | 18:11 | 2.90 | 2 | 0 | 8 | 11:32 | 4.30 | |
| 8. | STRANRAER | 21 | 7 | 2 | 12 | 21:36 | 2.71 | 23 | 2 | 1 | 8 | 6:23 | 2.64 | 5 | 1 | 4 | 15:13 | 2.80 | |
| 9. | FORFAR | 20 | 4 | 6 | 10 | 26:34 | 3.00 | 18 | 2 | 1 | 8 | 15:21 | 3.27 | 2 | 5 | 2 | 11:13 | 2.67 | BARAŽ |
| 10. | BRECHIN | 21 | 4 | 4 | 13 | 22:38 | 2.86 | 16 | 2 | 3 | 5 | 12:18 | 3.00 | 2 | 1 | 8 | 10:20 | 2.73 | ZOSTUP |

4. ŠKÓTSKA FUTBALOVÁ LIGA

| ČÍSLO UDAL. | DEŇ | ZÁPASY 23. KOLA | VYSLEDKY V ROKU | | | | | | | | PREDBEŽNÉ KURZY | | | | | VÁŠ TIP | VÝSLEDEK | | |
|-----------------------------|-----------------|-----------------|-----------------|-------------|-----------------|-------|-----------------|-----|-----------------|-----|-----------------|------|------|------|------|---------|----------|------|--------|
| | | | 2015-2016 | | | | 2014-2015 | | | | 1 | 10 | 0 | 02 | 2 | | | | |
| | | | D | D | V | V | D | D | V | V | | | | | | | | | |
| 1492 | 30.01. | ANNAN ATH. | - | ELGIN | 1:1 | 2:3 | | | | | 2,30 | 1,34 | 3,20 | 1,48 | 2,75 | | | | |
| 1493 | 30.01. | BERWICK | - | QUEENS PARK | 1:0 | 1:0 | | | | | 2,65 | 1,36 | 2,80 | 1,36 | 2,65 | | | | |
| 1494 | 30.01. | EAST FIFE | - | CLYDE | 1:0 | 0:2 | | | | | 2,65 | 1,36 | 2,80 | 1,36 | 2,65 | | | | |
| 1495 | 30.01. | E. STIRLING | - | ARBROATH | 0:4 | 0:4 | | | | | 2,25 | 1,32 | 3,20 | 1,50 | 2,82 | | | | |
| 1496 | 30.01. | STIRLING A. | - | MONTROSE | 1:0 | 3:1 | | | | | 1,85 | 1,19 | 3,30 | 1,75 | 3,74 | | | | |
| VÝSLEDKY POSLEDNÝCH ZÁPASOV | | | VYSLEDKY V ROKU | | | | | | | | PREDBEŽNÉ KURZY | | | | | | | | |
| ANNAN ATH. | ARBROATH (V) | 1:2 | EAST FIFE | 2:4 | CLYDE | 2:3 | STIRLING A. (V) | 0:1 | MONTROSE (V) | 1:1 | E. STIRLING | 3:1 | | | | | | | |
| ARBROATH | ANNAN ATH. | 2:1 | ELGIN | 2:3 | MONTROSE (V) | 2:0 | CLYDE (V) | 2:0 | BERWICK | 3:1 | QUEENS PARK (V) | 0:1 | | | | | | | |
| BERWICK | ELGIN (V) | 0:1 | EAST FIFE (V) | 0:1 | QUEENS PARK (V) | 1:0 | E. STIRLING (V) | 4:0 | ARBROATH (V) | 1:3 | ELGIN | 2:3 | | | | | | | |
| CLYDE | MONTROSE (V) | 1:2 | QUEENS PARK | 0:1 | ANNAN ATH. (V) | 3:2 | ARBROATH | 0:2 | EAST FIFE | 2:0 | BERWICK (V) | 5:0 | | | | | | | |
| E. STIRLING | EAST FIFE | 1:3 | MONTROSE (V) | 2:3 | STIRLING A. | 3:2 | BERWICK | 0:4 | ANNAN ATH. (V) | 1:3 | MONTROSE | 3:1 | | | | | | | |
| EAST FIFE | E. STIRLING (V) | 3:1 | ANNAN ATH. (V) | 4:2 | BERWICK | 1:0 | ELGIN | 0:2 | STIRLING A. (V) | 3:1 | MONTROSE | 1:1 | | | | | | | |
| ELGIN | BERWICK | 1:0 | ARBROATH (V) | 3:2 | EAST FIFE (V) | 2:0 | MONTROSE | 2:0 | QUEENS PARK (V) | 0:0 | BERWICK (V) | 3:2 | | | | | | | |
| MONTROSE | CLYDE | 2:1 | QUEENS PARK (V) | 1:1 | E. STIRLING | 3:2 | ARBROATH | 0:2 | ELGIN (V) | 0:2 | EAST FIFE (V) | 1:1 | | | | | | | |
| QUEENS PARK | STIRLING A. (V) | 0:0 | MONTROSE | 1:1 | CLYDE (V) | 1:0 | BERWICK | 0:1 | ELGIN (V) | 0:0 | ARBROATH | 1:0 | | | | | | | |
| STIRLING A. | QUEENS PARK | 0:0 | E. STIRLING (V) | 2:3 | EAST FIFE | 1:3 | ANNAN ATH. | 1:0 | MONTROSE (V) | 3:1 | ELGIN | 3:1 | | | | | | | |
| TABUĽKA | | | CELKOM | | | | DOMA | | | | VONKU | | | | | | | | |
| 1. | ELGIN | 21 | 12 | 3 | 6 | 39:27 | 3.14 | 39 | 8 | 2 | 0 | 22:6 | 2.80 | 4 | 1 | 6 | 17:21 | 3.45 | POSTUP |

| KONEČNÁ TABUĽKA PO ZAKLADNEJ ČASTI | | | | CELKOM | | | | DOMA | | | | VONKU | | | | POZN. | | | | | | | | |
|------------------------------------|----|----|----|--------|-------|------|----|------|-----|-----|-------|-------|----|----|----|-------|------|----|----|----|-----|-----|-----|---------|
| 1. | 2. | 3. | 4. | 5. | 6. | 7. | 8. | 9. | 10. | 11. | 12. | 1. | 2. | 3. | 4. | 5. | 6. | 7. | 8. | 9. | 10. | 11. | 12. | |
| 1. TNS | 22 | 13 | 8 | 1 | 48:16 | 2.91 | 47 | 7 | 4 | 0 | 24:7 | 2.82 | 6 | 4 | 1 | 24:9 | 3.00 | | | | | | | O TITUL |
| 2. BALA | 22 | 11 | 8 | 3 | 33:17 | 2.27 | 41 | 8 | 2 | 1 | 21:7 | 2.55 | 3 | 6 | 2 | 12:10 | 2.00 | | | | | | | O TITUL |
| 3. LLANDUDNO | 22 | 11 | 4 | 7 | 36:26 | 2.82 | 37 | 5 | 2 | 4 | 13:13 | 2.36 | 6 | 2 | 3 | 23:13 | 3.27 | | | | | | | O TITUL |
| 4. AIRBUS | 22 | 10 | 4 | 8 | 32:30 | 2.82 | 34 | 6 | 2 | 3 | 19:15 | 3.09 | 4 | 2 | 5 | 13:15 | 2.55 | | | | | | | O TITUL |
| 5. CONNAHS QUAY | 22 | 10 | 2 | 10 | 37:29 | 3.00 | 32 | 7 | 1 | 3 | 23:12 | 3.18 | 3 | 1 | 7 | 14:17 | 2.82 | | | | | | | O TITUL |
| 6. NEWTOWN | 22 | 9 | 5 | 8 | 33:32 | 2.95 | 32 | 3 | 3 | 5 | 17:20 | 3.36 | 6 | 2 | 3 | 16:12 | 2.55 | | | | | | | O TITUL |
| 7. BANGOR C. | 22 | 9 | 2 | 11 | 29:34 | 2.86 | 29 | 5 | 1 | 5 | 14:15 | 2.64 | 4 | 1 | 6 | 15:19 | 3.09 | | | | | | | |
| 8. CARMARTHEN | 22 | 8 | 4 | 10 | 29:42 | 3.23 | 28 | 3 | 3 | 5 | 13:21 | 3.09 | 5 | 1 | 5 | 16:21 | 3.36 | | | | | | | |
| 9. ABERYSTWYTH | 22 | 7 | 5 | 10 | 32:37 | 3.14 | 26 | 2 | 2 | 7 | 15:22 | 3.36 | 5 | 3 | 3 | 17:15 | 2.91 | | | | | | | |
| 10. PORT TALBOT | 22 | 6 | 6 | 10 | 24:42 | 3.00 | 24 | 2 | 3 | 6 | 11:22 | 3.00 | 4 | 3 | 4 | 13:20 | 3.00 | | | | | | | |
| 11. RHYL | 22 | 3 | 10 | 9 | 21:30 | 2.32 | 19 | 1 | 5 | 5 | 10:17 | 2.45 | 2 | 5 | 4 | 11:13 | 2.18 | | | | | | | |
| 12. HAVERFORDWEST | 22 | 5 | 2 | 15 | 18:37 | 2.50 | 17 | 2 | 2 | 7 | 6:15 | 1.91 | 3 | 0 | 8 | 12:22 | 3.09 | | | | | | | |

1. FRANCÚZSKA FUTBALOVÁ LIGA

| ČÍSLO UDAL. | DEŇ | ZÁPASY 23. KOLA | | | | VÝSLEDKY V ROKU | | | | PREDBEŽNÉ KURZY | | | | VÁŠ TIP | VÝSLEDOK |
|-------------|--------|-----------------|---|-------------|-----|-----------------|------|--------|------|-----------------|------|----------|------|---------|----------|
| | | D | V | D | V | 1 | 10 | 0 | 02 | 2 | | | | | |
| 58 | 30.01. | ANGERS | - | MONACO | 0:1 | REIMS | 2:2 | LYON | 2:1 | MARSEILLE | 1:1 | NANTES | 1:1 | | |
| 59 | 31.01. | ST. ETIENNE | - | PARIS SG | 1:5 | NICE | 1:2 | CAEN | 2:0 | ST. ETIENNE | 0:1 | BORDEAUX | 1:1 | LYON | 2:0 |
| 60 | 30.01. | TROYES | - | NANTES | 0:3 | REIMS | 0:3 | ANGERS | 0:5 | REIMS | 2:0 | TROYES | 1:1 | MONACO | 1:2 |
| 61 | 31.01. | BORDEAUX | - | RENNES | 2:2 | 2:1 | 2:1 | 1:1 | 2:0 | 1:23 | 3:20 | 1:64 | 3:35 | | |
| 62 | 30.01. | LORIENT | - | REIMS | 1:4 | 0:1 | 3:1 | 2:05 | 1:25 | 3:20 | 1:60 | 3:22 | | | |
| 63 | 30.01. | AJACCIO GFCO | - | MONTPELLIER | 2:0 | 2:0 | 2:55 | 1:37 | 2:95 | 1:39 | 2:63 | | | | |
| 64 | 29.01. | MARSEILLE | - | LILLE | 2:1 | 2:1 | 4:0 | 1:70 | 1:13 | 3:40 | 1:91 | 4:37 | | | |
| 65 | 30.01. | BASTIA | - | LYON | 0:2 | 0:0 | 0:2 | 3:10 | 1:57 | 3:20 | 1:27 | 2:10 | | | |
| 66 | 31.01. | CAEN | - | NICE | 1:2 | 2:3 | 1:1 | 2:30 | 1:34 | 3:20 | 1:48 | 2:75 | | | |
| 67 | 30.01. | TOULOUSE | - | GUINGAMP | 0:2 | 1:1 | 1:2 | 2:30 | 1:34 | 3:20 | 1:48 | 2:75 | | | |

VÝSLEDKY POSLEDNÝCH ZÁPASOV

| ZÁPASY | | | | CELKOM | | | | DOMA | | | | VONKU | | | | POZN. | | | | | | | | |
|--------------|--------------|-----|--------------|-------------|-----------|--------------|-----|--------------|-----------|-------------|--------------|-------|--------------|----------|-----|-------|----|----|----|----|-----|-----|-----|--|
| 1. | 2. | 3. | 4. | 5. | 6. | 7. | 8. | 9. | 10. | 11. | 12. | 1. | 2. | 3. | 4. | 5. | 6. | 7. | 8. | 9. | 10. | 11. | 12. | |
| AJACCIO GFCO | RENNES | (V) | 0:1 | REIMS | 2:2 | MONACO | (V) | 2:2 | LYON | 2:1 | MARSEILLE | (V) | 1:1 | NANTES | 1:1 | | | | | | | | | |
| ANGERS | PARIS SG | (V) | 1:5 | NICE | 1:2 | CAEN | 2:0 | ST. ETIENNE | (V) | 0:1 | BORDEAUX | 1:1 | LYON | (V) | 2:0 | | | | | | | | | |
| BASTIA | GUINGAMP | (V) | 0:1 | MONTPELLIER | 1:0 | PARIS SG | (V) | 0:2 | REIMS | 2:0 | TROYES | (V) | 1:1 | MONACO | 1:2 | | | | | | | | | |
| BORDEAUX | NANTES | (V) | 2:2 | LILLE | 1:0 | MONTPELLIER | (V) | 1:0 | MARSEILLE | 1:1 | ANGERS | (V) | 1:1 | GUINGAMP | 1:0 | | | | | | | | | |
| CAEN | MONTPELLIER | (V) | 2:1 | MARSEILLE | 1:3 | ANGERS | (V) | 0:0 | PARIS SG | 0:3 | RENNES | (V) | 1:1 | LILLE | 1:2 | | | | | | | | | |
| GUINGAMP | BASTIA | 1:0 | NANTES | 2:2 | MARSEILLE | (V) | 0:2 | RENNES | 0:2 | MONTPELLIER | (V) | 1:2 | BORDEAUX | (V) | 0:1 | | | | | | | | | |
| LILLE | TROYES | 1:3 | BORDEAUX | (V) | 0:1 | NICE | 1:1 | TOULOUSE | (V) | 1:1 | LORIENT | 3:0 | CAEN | (V) | 2:1 | | | | | | | | | |
| LORIENT | NICE | (V) | 1:2 | MONACO | 0:2 | RENNES | (V) | 2:0 | NANTES | 0:0 | LILLE | (V) | 0:3 | TOULOUSE | (V) | 3:2 | | | | | | | | |
| LYON | MARSEILLE | 1:1 | ST. ETIENNE | (V) | 0:1 | TROYES | 4:1 | AJACCIO GFCO | (V) | 1:2 | PARIS SG | (V) | 1:4 | ANGERS | 0:2 | | | | | | | | | |
| MARSEILLE | LYON | (V) | 1:1 | CAEN | 3:1 | GUINGAMP | 0:0 | BORDEAUX | (V) | 1:1 | AJACCIO GFCO | 1:1 | MONTPELLIER | 2:2 | | | | | | | | | | |
| MONACO | TOULOUSE | 4:0 | LORIENT | (V) | 2:0 | AJACCIO GFCO | 2:2 | TROYES | (V) | 0:0 | ST. ETIENNE | 1:0 | BASTIA | (V) | 2:1 | | | | | | | | | |
| MONTPELLIER | CAEN | 1:2 | BASTIA | (V) | 0:1 | BORDEAUX | 0:1 | NICE | (V) | 0:1 | GUINGAMP | 2:1 | MARSEILLE | (V) | 2:2 | | | | | | | | | |
| NANTES | BORDEAUX | 2:2 | GUINGAMP | (V) | 2:2 | ST. ETIENNE | 2:1 | LORIENT | (V) | 0:0 | TOULOUSE | 1:1 | AJACCIO GFCO | (V) | 1:1 | | | | | | | | | |
| NICE | LORIENT | 2:1 | ANGERS | 2:1 | LILLE | (V) | 1:1 | MONTPELLIER | 1:0 | REIMS | (V) | 1:1 | PARIS SG | 0:3 | | | | | | | | | | |
| PARIS SG | ANGERS | 5:1 | TOULOUSE | (V) | 1:0 | BASTIA | 2:0 | CAEN | (V) | 3:0 | LYON | 4:1 | NICE | (V) | 3:0 | | | | | | | | | |
| REIMS | ST. ETIENNE | 1:1 | AJACCIO GFCO | (V) | 2:2 | TOULOUSE | 1:3 | BASTIA | (V) | 0:2 | NICE | 1:1 | TROYES | 1:1 | | | | | | | | | | |
| RENNES | AJACCIO GFCO | 1:0 | TROYES | (V) | 4:2 | LORIENT | 2:0 | GUINGAMP | (V) | 2:0 | CAEN | 1:1 | ST. ETIENNE | (V) | 1:1 | | | | | | | | | |
| ST. ETIENNE | REIMS | (V) | 1:1 | LYON | 1:0 | NANTES | (V) | 1:2 | ANGERS | 1:0 | MONACO | (V) | 0:1 | RENNES | 1:1 | | | | | | | | | |
| TOULOUSE | MONACO | (V) | 0:4 | PARIS SG | 1:0 | REIMS | (V) | 3:1 | LILLE | 1:1 | NANTES | (V) | 1:1 | LORIENT | 2:3 | | | | | | | | | |
| TROYES | LILLE | (V) | 3:1 | RENNES | 2:4 | LYON | (V) | 1:4 | MONACO | 0:0 | BASTIA | (V) | 1:1 | REIMS | (V) | 1:1 | | | | | | | | |

TABUĽKA PO 22. KOLE

| ZÁPASY | | | | CELKOM | | | | DOMA | | | | VONKU | | | | POZN. | | | | | | | | |
|------------------|----|----|----|--------|-------|------|----|------|-----|-----|-------|-------|----|----|----|-------|------|----|----|----|-----|-----|-----|--------|
| 1. | 2. | 3. | 4. | 5. | 6. | 7. | 8. | 9. | 10. | 11. | 12. | 1. | 2. | 3. | 4. | 5. | 6. | 7. | 8. | 9. | 10. | 11. | 12. | |
| 1. PARIS SG | 22 | 19 | 3 | 0 | 55:10 | 2.95 | 60 | 9 | 1 | 0 | 33:7 | 4.00 | 10 | 2 | 0 | 22:3 | 2.08 | | | | | | | LM |
| 2. MONACO | 22 | 10 | 9 | 3 | 33:25 | 2.64 | 39 | 4 | 5 | 2 | 14:11 | 2.27 | 6 | 4 | 1 | 19:14 | 3.00 | | | | | | | LM |
| 3. NICE | 22 | 10 | 6 | 6 | 37:26 | 2.86 | 36 | 6 | 1 | 4 | 18:12 | 2.73 | 4 | 5 | 2 | 19:14 | 3.00 | | | | | | | LM |
| 4. RENNES | 22 | 8 | 10 | 4 | 32:25 | 2.59 | 34 | 3 | 5 | 3 | 13:14 | 2.45 | 5 | 5 | 1 | 19:11 | 2.73 | | | | | | | EL |
| 5. ANGERS | 22 | 9 | 7 | 6 | 21:18 | 1.77 | 34 | 4 | 6 | 1 | 8:4 | 1.09 | 5 | 1 | 5 | 13:14 | 2.45 | | | | | | | |
| 6. ST. ETIENNE | 22 | 10 | 3 | 9 | 25:25 | 2.27 | 33 | 7 | 2 | 2 | 17:9 | 2.36 | 3 | 1 | 7 | 8:16 | 2.18 | | | | | | | |
| 7. CAEN | 22 | 10 | 3 | 9 | 24:28 | 2.36 | 33 | 5 | 1 | 5 | 10:16 | 2.36 | 5 | 2 | 4 | 14:12 | 2.36 | | | | | | | |
| 8. MARSEILLE | 22 | 7 | 9 | 6 | 32:23 | 2.50 | 30 | 2 | 6 | 3 | 19:13 | 2.91 | 5 | 3 | 3 | 13:10 | 2.09 | | | | | | | |
| 9. LYON | 22 | 8 | 6 | 8 | 28:25 | 2.41 | 30 | 5 | 3 | 3 | 17:10 | 2.45 | 3 | 3 | 5 | 11:15 | 2.36 | | | | | | | |
| 10. BORDEAUX | 22 | 7 | 9 | 6 | 27:30 | 2.59 | 30 | 6 | 3 | 2 | 15:10 | 2.27 | 1 | 6 | 4 | 12:20 | 2.91 | | | | | | | |
| 11. NANTES | 22 | 7 | 8 | 7 | 20:22 | 1.91 | 29 | 4 | 4 | 3 | 11:11 | 2.00 | 3 | 4 | 4 | 9:11 | 1.82 | | | | | | | |
| 12. LORIENT | 22 | 6 | 9 | 7 | 30:32 | 2.82 | 27 | 4 | 4 | 3 | 15:11 | 2.36 | 2 | 5 | 4 | 15:21 | 3.27 | | | | | | | |
| 13. AJACCIO GFCO | 22 | 6 | 8 | 8 | 24:27 | 2.32 | 26 | 3 | 6 | 2 | 14:12 | 2.36 | 3 | 2 | 6 | 10:15 | 2.27 | | | | | | | |
| 14. LILLE | 22 | 5 | 10 | 7 | 17:18 | 1.59 | 25 | 4 | 3 | 4 | 11:9 | 1.82 | 1 | 7 | 3 | 6:9 | 1.36 | | | | | | | |
| 15. BASTIA | 22 | 7 | 4 | 11 | 21:27 | 2.18 | 25 | 7 | 0 | 4 | 16:10 | 2.36 | 0 | 4 | 7 | 5:7 | 2.00 | | | | | | | |
| 16. GUINGAMP | 22 | 6 | 6 | 10 | 20:29 | 2.23 | 24 | 4 | 4 | 3 | 16:14 | 2.73 | 2 | 2 | 7 | 4:15 | 1.73 | | | | | | | |
| 17. REIMS | 22 | 5 | 8 | 9 | 23:30 | 2.41 | 23 | 3 | 5 | 4 | 14:14 | 2.33 | 2 | 3 | 5 | 9:16 | 2.50 | | | | | | | |
| 18. MONTPELLIER | 22 | 6 | 4 | 12 | 23:29 | 2.36 | 22 | 5 | 0 | 7 | 15:17 | 2.67 | 1 | 4 | 5 | 8:12 | 2.00 | | | | | | | ZOSTUP |
| 19. TOULOUSE | 22 | 4 | 8 | 10 | 24:39 | 2.86 | 20 | 2 | 5 | 3 | 13:13 | 2.60 | 2 | 3 | 7 | 11:26 | 3.08 | | | | | | | ZOSTUP |
| 20. TROYES | 22 | 1 | 8 | 13 | 16:44 | 2.73 | 11 | 0 | 5 | 6 | 8:18 | 2.36 | 1 | 3 | 7 | 8:26 | 3.09 | | | | | | | ZOSTUP |

2. FRANCÚZSKA FUTBALOVÁ LIGA

| ČÍSLO UDAL. | DEŇ | DOHRÁVKY 22. KOLA | | | | VÝSLEDKY V ROKU | | | | PREDBEŽNÉ KURZY | | | | VÁŠ TIP | VÝSLEDOK |
|-------------|--------|-------------------|---|----------|-----|-----------------|-----|------|------|-----------------|------|------|--|---------|----------|
| | | D | V | D | V | 1 | 10 | 0 | 02 | 2 | | | | | |
| 1600 | 25.01. | CLERMONT | - | LE HAVRE | 1:0 | 1:0 | 1:3 | 2:17 | 1:26 | 3:00 | 1:54 | 3:20 | | | |
| 1602 | 25.01. | AC AJACCIO | - | BREST | 0:1 | 2:1 | 1:2 | 2:10 | 1:21 | 2:85 | 1:57 | 3:60 | | | |

ZÁPASY 23. KOLA

| ČÍSLO UDAL. | DEŇ | ZÁPASY 23. KOLA | | | | VÝSLEDKY V ROKU | | | | PREDBEŽNÉ KURZY | | | | VÁŠ TIP | VÝSLEDOK |
|-------------|--------|-----------------|---|------------|-----|-----------------|-----|------|------|-----------------|------|------|--|---------|----------|
| | | D | V | D | V | 1 | 10 | 0 | 02 | 2 | | | | | |
| 1297 | 29.01. | TOURS | - | AC AJACCIO | 2:1 | 0:2 | 0:1 | 2:00 | 1:23 | 3:20 | 1:64 | 3:35 | | | |
| 1298 | 29.01. | NIMES | - | AUXERRE | 0:1 | 0:1 | 1:3 | 2:45 | 1:37 | 3:10 | 1:42 | 2:63 | | | |
| 1299 | 29.01. | LAVAL | - | NIORT | 1:0 | 1:1 | 3:0 | 2:30 | 1:34 | 3:20 | 1:48 | 2:75 | | | |
| 1300 | 29.01. | NANCY | - | CLERMONT | 2:1 | 1:2 | 1:0 | 1:90 | 1:20 | 3:25 | 1:71 | 3:61 | | | |
| 1301 | 29.01. | CRETEIL | - | DIJON | 1:4 | 0:2 | 1:2 | 2:65 | 1:36 | 2:80 | 1:36 | 2:65 | | | |
| 1302 | 29.01. | SOCHAUX | - | BOURG | 1:2 | 1:2 | 1:2 | 2:25 | 1:32 | 3:20 | 1:50 | 2:82 | | | |
| 1303 | 29.01. | EVIAN | - | METZ | 1:2 | 1:2 | 1:2 | 2:65 | 1:36 | 2:80 | 1:36 | 2:65 | | | |
| 1304 | 29.01. | BREST | - | PARIS FC | 1:1 | 1:1 | 1:1 | 1:65 | 1:12 | 3:50 | 1:98 | 4:56 | | | |
| 1305 | 30.01. | LE HAVRE | - | LENS | 4:0 | 4:0 | 4:0 | 2:05 | 1:25 | 3:20 | 1:60 | 3:22 | | | |
| 1306 | 29.01. | VALENCIENNES | - | RED STAR | 5:1 | 5:1 | 5:1 | 2:45 | 1:37 | 3:10 | 1:42 | 2:63 | | | |

VÝSLEDKY POSLEDNÝCH ZÁPASOV

||
||
||

| ČÍSLO UDAL. | DEŇ | DOKRÁVANÝ ZÁPAS 21. KOLA | CELKOM | | | | DOMA | | | | VONKU | | | | POZN. | | | |
|-------------|---------------|--------------------------|-----------|------|-----------|----|------|----|-------|------|-------|---|----|-------|-------|--------|---------|----------|
| ČÍSLO UDAL. | DEŇ | DOKRÁVANÝ ZÁPAS 21. KOLA | 2015-2016 | | 2014-2015 | | 1 | | 10 | | 0 | | 02 | | 2 | | VÁŠ TIP | VÝSLEDOK |
| | | | D | V | D | V | 1 | 10 | 0 | 02 | 2 | | | | | | | |
| 1. | CROTONE | 23 15 6 2 | 38:17 | 2.39 | 51 | 9 | 2 | 0 | 26:5 | 2.82 | 6 | 4 | 2 | 12:12 | 2.00 | POSTUP | | |
| 2. | CAGLIARI | 23 15 4 4 | 44:21 | 2.83 | 49 | 11 | 1 | 0 | 30:8 | 3.17 | 4 | 3 | 4 | 14:13 | 2.45 | POSTUP | | |
| 3. | PESCARA | 23 13 4 6 | 35:24 | 2.57 | 43 | 8 | 2 | 1 | 20:10 | 2.73 | 5 | 2 | 5 | 15:14 | 2.42 | BARAZ | | |
| 4. | BARI | 23 11 6 6 | 27:23 | 2.17 | 39 | 8 | 3 | 1 | 18:9 | 2.25 | 3 | 3 | 5 | 9:14 | 2.09 | BARAZ | | |
| 5. | NOVARA (-2) | 23 12 4 7 | 30:18 | 2.09 | 38 | 7 | 2 | 2 | 17:6 | 2.09 | 5 | 2 | 5 | 13:12 | 2.08 | BARAZ | | |
| 6. | BRESCIA | 23 10 8 5 | 33:30 | 2.74 | 38 | 7 | 4 | 0 | 21:7 | 2.55 | 3 | 4 | 5 | 12:23 | 2.92 | BARAZ | | |
| 7. | AVELLINO | 23 10 5 8 | 36:31 | 2.91 | 35 | 7 | 2 | 2 | 20:12 | 2.91 | 3 | 3 | 6 | 16:19 | 2.92 | BARAZ | | |
| 8. | CESENA (-1) | 23 10 5 8 | 31:21 | 2.26 | 34 | 9 | 1 | 2 | 23:6 | 2.42 | 1 | 4 | 6 | 8:15 | 2.09 | BARAZ | | |
| 9. | ENTELLA | 23 8 7 8 | 23:23 | 2.00 | 31 | 6 | 4 | 2 | 18:10 | 2.33 | 2 | 3 | 6 | 5:13 | 1.64 | | | |
| 10. | PERUGIA | 23 8 6 9 | 21:20 | 1.78 | 30 | 5 | 4 | 3 | 14:10 | 2.00 | 3 | 2 | 6 | 7:10 | 1.55 | | | |
| 11. | SPEZIA | 23 7 9 7 | 22:31 | 2.30 | 30 | 4 | 5 | 2 | 8:8 | 1.45 | 3 | 4 | 5 | 14:23 | 3.08 | | | |
| 12. | TRAPANI | 23 7 8 8 | 25:29 | 2.35 | 29 | 6 | 3 | 3 | 21:14 | 2.92 | 1 | 5 | 5 | 4:15 | 1.73 | | | |
| 13. | LATINA | 23 7 7 9 | 28:29 | 2.48 | 28 | 5 | 3 | 3 | 15:12 | 2.45 | 2 | 4 | 6 | 13:17 | 2.50 | | | |
| 14. | VICENZA | 23 6 9 8 | 26:29 | 2.39 | 27 | 2 | 7 | 2 | 13:12 | 2.27 | 4 | 2 | 6 | 13:17 | 2.50 | | | |
| 15. | TERNANA | 23 8 3 12 | 24:30 | 2.35 | 27 | 5 | 2 | 4 | 17:11 | 2.55 | 3 | 1 | 8 | 7:19 | 2.17 | | | |
| 16. | ASCOLI | 23 8 2 13 | 20:33 | 2.30 | 26 | 6 | 2 | 4 | 12:9 | 1.75 | 2 | 0 | 9 | 8:24 | 2.91 | | | |
| 17. | MODENA | 23 7 4 12 | 20:26 | 2.00 | 25 | 7 | 2 | 3 | 14:8 | 1.83 | 0 | 2 | 9 | 6:18 | 2.18 | | | |
| 18. | PRO VERCELLI | 23 7 3 13 | 16:24 | 1.74 | 24 | 5 | 1 | 6 | 11:11 | 1.83 | 2 | 2 | 7 | 5:13 | 1.64 | BARAZ | | |
| 19. | LIVORNO | 22 6 5 11 | 26:31 | 2.59 | 23 | 4 | 4 | 3 | 17:11 | 2.55 | 2 | 1 | 8 | 9:20 | 2.64 | BARAZ | | |
| 20. | SALERINITANA | 23 5 8 10 | 23:30 | 2.30 | 23 | 5 | 2 | 4 | 14:11 | 2.27 | 0 | 6 | 6 | 9:19 | 2.33 | ZOSTUP | | |
| 21. | LANCIANO (-1) | 23 5 7 11 | 21:31 | 2.26 | 21 | 5 | 4 | 2 | 13:10 | 2.09 | 0 | 3 | 9 | 8:21 | 2.42 | ZOSTUP | | |
| 22. | COMO | 22 3 8 11 | 18:36 | 2.45 | 17 | 2 | 4 | 6 | 8:17 | 2.08 | 1 | 4 | 5 | 10:19 | 2.90 | ZOSTUP | | |

1. ŠPANIELSKA FUTBALOVÁ LIGA

| ČÍSLO UDAL. | DEŇ | DOKRÁVANÝ ZÁPAS 21. KOLA | VÝSLEDKY V ROKU | | | | PREDBEŽNÉ KURZY | | | | | VÁŠ TIP | VÝSLEDOK |
|-------------|-----|--------------------------|-----------------|--------|----------------------|---|-----------------|----|---|------|------|---------|----------|
| | | | 2015-2016 | | 2014-2015 | | 1 | 10 | 0 | 02 | 2 | | |
| ČÍSLO UDAL. | DEŇ | DOKRÁVANÝ ZÁPAS 21. KOLA | D | V | D | V | 1 | 10 | 0 | 02 | 2 | VÁŠ TIP | VÝSLEDOK |
| | | | 536 | 25.01. | LEVANTE - LAS PALMAS | 0 | 0 | | | 2.40 | 1.36 | | |

| ČÍSLO UDAL. | DEŇ | DOKRÁVANÝ ZÁPAS 22. KOLA | VÝSLEDKY V ROKU | | | | PREDBEŽNÉ KURZY | | | | | VÁŠ TIP | VÝSLEDOK |
|-------------|--------|------------------------------|-----------------|--------|-------------------|-----|-----------------|------|------|------|-------|---------|----------|
| | | | 2015-2016 | | 2014-2015 | | 1 | 10 | 0 | 02 | 2 | | |
| ČÍSLO UDAL. | DEŇ | DOKRÁVANÝ ZÁPAS 22. KOLA | D | V | D | V | 1 | 10 | 0 | 02 | 2 | VÁŠ TIP | VÝSLEDOK |
| | | | 35 | 30.01. | LAS PALMAS - VIGO | | 3:3 | | | 2.63 | 1.42 | | |
| 36 | 31.01. | FC SEVILLA - LEVANTE | | 1:1 | | 1:1 | 1.30 | 1.03 | 4.50 | 2.93 | 8.40 | | |
| 37 | 30.01. | FC BARCELONA - ATL MADRID | | 2:1 | | 3:1 | 1.50 | 1.06 | 3.60 | 2.25 | 6.00 | | |
| 38 | 30.01. | EIBAR - MALAGA | | 0:0 | | 1:0 | 2.35 | 1.34 | 3.15 | 1.46 | 2.72 | | |
| 39 | 30.01. | GETAFE - BILBAO | | 1:3 | | 1:2 | 2.91 | 1.52 | 3.20 | 1.30 | 2.20 | | |
| 40 | 31.01. | VILLARREAL - GRANADA | | 3:1 | | 2:0 | 1.40 | 1.04 | 4.10 | 2.52 | 6.50 | | |
| 41 | 31.01. | REAL MADRID - ESPANYOL | | 6:0 | | 3:0 | 1.10 | 1.01 | 7.50 | 4.95 | 14.50 | | |
| 42 | 30.01. | S. SEBASTIAN - BETIS SEVILLA | | 0:1 | | | 1.70 | 1.13 | 3.40 | 1.91 | 4.37 | | |
| 43 | 31.01. | VALENCIA - GIJON | | 1:0 | | | 1.50 | 1.06 | 3.60 | 2.25 | 6.00 | | |
| 44 | 01.02. | LA CORUNA - VALLECANO | | 3:1 | | 2:2 | 1.75 | 1.16 | 3.40 | 1.85 | 4.07 | | |

| ČÍSLO UDAL. | DEŇ | DOKRÁVANÝ ZÁPAS 21. KOLA | VÝSLEDKY V ROKU | | | | PREDBEŽNÉ KURZY | | | | | VÁŠ TIP | VÝSLEDOK | | | |
|-------------|---------------|--------------------------|-----------------|--------------|-----------|-------|-----------------|----|-------|------|---|---------|----------|-------|------|--------|
| | | | 2015-2016 | | 2014-2015 | | 1 | 10 | 0 | 02 | 2 | | | | | |
| ČÍSLO UDAL. | DEŇ | DOKRÁVANÝ ZÁPAS 21. KOLA | D | V | D | V | 1 | 10 | 0 | 02 | 2 | VÁŠ TIP | VÝSLEDOK | | | |
| | | | 1. | FC BARCELONA | 20 15 3 2 | 52:16 | 3.40 | 48 | 10 | 1 | 0 | | | 38:7 | 4.09 | 5 |
| 2. | ATL MADRID | 21 15 3 3 | 30:8 | 1.81 | 48 | 7 | 2 | 1 | 12:5 | 1.70 | 8 | 1 | 2 | 18:3 | 1.91 | LM |
| 3. | REAL MADRID | 21 13 5 3 | 58:20 | 3.71 | 44 | 9 | 1 | 1 | 39:10 | 4.45 | 4 | 4 | 2 | 19:10 | 2.90 | LM |
| 4. | VILLARREAL | 21 12 5 4 | 28:20 | 2.29 | 41 | 8 | 2 | 1 | 17:9 | 2.36 | 4 | 3 | 3 | 11:11 | 2.20 | LM |
| 5. | VIGO | 21 10 4 7 | 32:33 | 3.10 | 34 | 5 | 2 | 4 | 19:19 | 3.45 | 5 | 2 | 3 | 13:14 | 2.70 | EL |
| 6. | EIBAR | 21 9 6 6 | 34:26 | 2.86 | 33 | 6 | 3 | 2 | 18:10 | 2.55 | 3 | 3 | 4 | 16:16 | 3.20 | EL |
| 7. | FC SEVILLA | 21 9 6 6 | 28:22 | 2.38 | 33 | 9 | 0 | 2 | 23:11 | 3.09 | 0 | 6 | 4 | 5:11 | 1.60 | |
| 8. | BILBAO | 21 9 4 8 | 32:30 | 2.95 | 31 | 6 | 2 | 2 | 21:10 | 3.10 | 3 | 2 | 6 | 11:20 | 2.82 | |
| 9. | LA CORUNA | 21 6 11 4 | 28:25 | 2.52 | 29 | 3 | 5 | 2 | 15:10 | 2.50 | 3 | 6 | 2 | 13:15 | 2.55 | |
| 10. | GETAFE | 21 7 5 9 | 26:31 | 2.71 | 26 | 6 | 3 | 2 | 17:7 | 2.18 | 1 | 2 | 7 | 9:24 | 3.30 | |
| 11. | VALENCIA | 21 5 10 6 | 26:22 | 2.29 | 25 | 3 | 7 | 0 | 16:9 | 2.50 | 2 | 3 | 6 | 10:13 | 2.09 | |
| 12. | MALAGA | 21 6 6 9 | 16:19 | 1.67 | 24 | 4 | 3 | 3 | 11:7 | 1.80 | 2 | 3 | 6 | 5:12 | 1.55 | |
| 13. | ESPANYOL | 21 6 4 11 | 21:35 | 2.67 | 22 | 4 | 4 | 2 | 10:12 | 2.20 | 2 | 0 | 9 | 11:23 | 3.09 | |
| 14. | BETIS SEVILLA | 21 5 7 9 | 14:29 | 2.05 | 22 | 1 | 4 | 5 | 7:16 | 2.30 | 4 | 3 | 4 | 7:13 | 1.82 | |
| 15. | S. SEBASTIAN | 21 5 6 10 | 24:33 | 2.71 | 21 | 3 | 3 | 4 | 11:12 | 2.30 | 2 | 3 | 6 | 13:21 | 3.09 | |
| 16. | GRANADA | 21 5 5 11 | 24:43 | 3.19 | 20 | 3 | 2 | 5 | 11:18 | 2.90 | 2 | 3 | 6 | 13:25 | 3.45 | |
| 17. | VALLECANO | 21 5 4 12 | 26:45 | 3.38 | 19 | 4 | 2 | 5 | 14:16 | 2.73 | 1 | 2 | 7 | 12:29 | 4.10 | |
| 18. | LAS PALMAS | 20 4 6 10 | 19:30 | 2.45 | 18 | 4 | 3 | 4 | 10:10 | 1.82 | 0 | 3 | 6 | 9:20 | 3.22 | ZOSTUP |
| 19. | GIJON | 20 5 3 12 | 23:35 | 2.90 | 18 | 3 | 2 | 4 | 14:13 | 3.00 | 2 | 1 | 8 | 9:22 | 2.82 | ZOSTUP |
| 20. | LEVANTE | 20 3 5 12 | 17:36 | 2.65 | 14 | 2 | 3 | 5 | 9:15 | 2.40 | 1 | 2 | 7 | 8:21 | 2.90 | ZOSTUP |

2. ŠPANIELSKA FUTBALOVÁ LIGA

| ČÍSLO UDAL. | DEŇ | DOKRÁVANÝ ZÁPAS 23. KOLA | VÝSLEDKY V ROKU | | | | PREDBEŽNÉ KURZY | | | | | VÁŠ TIP | VÝSLEDOK |
|-------------|--------|--------------------------|-----------------|--------|-------------------|-----|-----------------|------|------|------|------|---------|----------|
| | | | 2015-2016 | | 2014-2015 | | 1 | 10 | 0 | 02 | 2 | | |
| ČÍSLO UDAL. | DEŇ | DOKRÁVANÝ ZÁPAS 23. KOLA | D | V | D | V | 1 | 10 | 0 | 02 | 2 | VÁŠ TIP | VÝSLEDOK |
| | | | 1285 | 30.01. | CORDOBA - LEGANES | | 1:3 | | | 1.80 | 1.16 | | |
| 1286 | 31.01. | ALMERIA - ZARAGOZA | | 2:3 | | | 2.50 | 1.36 | 3.00 | 1.41 | 2.65 | | |
| 1287 | 31.01. | MIRANDES - OSASUNA | | 0:1 | | 1:0 | 2.60 | 1.36 | 2.85 | 1.38 | 2.66 | | |
| 1288 | 30.01. | LLAGOSTERA - LUGO | | 0:1 | | 3:2 | 2.60 | 1.36 | 2.85 | 1.38 | 2.66 | | |
| 1289 | 30.01. | OVIEDO - ALAVES | | 0:2 | | | 2.20 | 1.30 | 3.20 | 1.52 | 2.91 | | |
| 1290 | 30.01. | HUESCA - ALBACETE | | 1:1 | | | 2.15 | 1.29 | 3.20 | 1.55 | 3.00 | | |
| 1291 | 31.01. | TARRAGONA - TENERIFE | | 2:1 | | | 1.85 | 1.19 | 3.30 | 1.75 | 3.74 | | |
| 1292 | 31.01. | NUMANCIA - GIRONA | | 3:2 | | 2:2 | 1.85 | 1.19 | 3.30 | 1.75 | 3.74 | | |
| 1293 | 31.01. | BILBAO B - ELCHE | | 1:2 | | | 2.35 | 1.34 | 3.15 | 1.46 | 2.72 | | |
| 1294 | 31.01. | PONFERRADINA - MALLORCA | | 0:1 | | 3:1 | 1.85 | 1.19 | 3.30 | 1.75 | 3.74 | | |
| 1295 | 30.01. | ALCORCON - VALLADOLID | | 0:2 | | 0:1 | 2.05 | 1.25 | 3.20 | 1.60 | 3.22 | | |

| VÝSLEDKY POSLEDNÝCH ZÁPASOV | | | (OZNACENIE PISMENOM (V) ZNAMENA ZÁPAS HRANY VONKU) | | | | | | | | | |
|-----------------------------|--------------|-----|--|-----|--------------|-----|--------------|-----|------------------|-----|-------------|-----|
| ALAVES | HUESCA | 1:0 | TARRAGONA | 1:3 | NUMANCIA (V) | 1:0 | BILBAO B | 3:0 | PONFERRADINA (V) | 1:0 | ALCORCON | 1:1 |
| ALBACETE | TARRAGONA | 1:1 | NUMANCIA (V) | 0:2 | BILBAO B (V) | 1:0 | PONFERRADINA | 2:2 | ALCORCON (V) | 0:1 | VALLADOLID | 0:1 |
| ALCORCON | MALLORCA (V) | 0:1 | ELCHE (V) | 0:2 | GIRONA | 1:0 | TENERIFE (V) | 2:1 | ALBACETE | 1:0 | ALAVES (V) | 1:1 |
| ALMERIA | LEGANES (V) | 1:2 | CORDOBA | 0:1 | MIRANDES (V) | 1:1 | LLAGOSTERA | 2:1 | OVIEDO (V) | 0:1 | HUESCA | 1:2 |
| BILBAO B | GIRONA (V) | 1:2 | TENERIFE (V) | 0:2 | ALBACETE | 0:1 | ALAVES (V) | 0:3 | LUGO | 1:1 | OSASUNA (V) | 1:1 |
| CORDO | | | | | | | | | | | | |

| OSASUNA | LLAGOSTERA | 3:0 | OVIEDO | 0:0 | HUESCA (V) | 1:0 | TARRAGONA | 1:1 | NUMANCIA (V) | 3:1 | BILBAO B | 1:1 |
|--------------|--------------|-----|--------------|-----|------------------|-----|--------------|-----|----------------|-----|--------------|-----|
| OVIEDO | LUGO (V) | 2:2 | OSASUNA (V) | 0:0 | ZARAGOZA | 1:0 | LEGANES (V) | 1:1 | ALMERIA | 1:0 | MIRANDES (V) | 2:1 |
| PONFERRADINA | ELCHE (V) | 0:1 | GIRONA (V) | 0:4 | TENERIFE | 0:1 | ALBACETE (V) | 2:2 | ALAVES | 0:1 | LUGO (V) | 1:3 |
| TARRAGONA | ALBACETE (V) | 1:1 | ALAVES (V) | 3:1 | LUGO | 1:2 | OSASUNA (V) | 1:1 | ZARAGOZA | 3:1 | LEGANES (V) | 0:1 |
| TENERIFE | NUMANCIA | 0:0 | BILBAO B | 2:0 | PONFERRADINA (V) | 1:0 | ALCORCON | 1:2 | VALLADOLID (V) | 1:4 | MALLORCA | 2:1 |
| VALLADOLID | CORDOBA | 0:0 | MALLORCA (V) | 1:0 | ELCHE | 1:1 | GIRONA (V) | 0:1 | TENERIFE | 4:1 | ALBACETE (V) | 1:0 |
| ZARAGOZA | MIRANDES | 1:2 | LLAGOSTERA | 1:0 | OVIEDO (V) | 0:1 | HUESCA | 3:3 | TARRAGONA (V) | 1:3 | NUMANCIA | 2:2 |

| TABUĽKA PO 22. KOLE | | | | CELKOM | | | | DOMA | | | | VONKU | | | | POZN. | | |
|---------------------|----|----|----|--------|-------|------|----|------|---|---|-------|-------|---|---|----|-------|------|--------|
| 1. ALAVES | 22 | 13 | 3 | 6 | 29:20 | 2.23 | 42 | 7 | 3 | 2 | 19:10 | 2.42 | 6 | 0 | 4 | 10:10 | 2.00 | POSTUP |
| 2. CORDOBA | 22 | 12 | 3 | 7 | 29:25 | 2.45 | 39 | 8 | 1 | 2 | 18:10 | 2.55 | 4 | 2 | 5 | 11:15 | 2.36 | POSTUP |
| 3. OSASUNA | 22 | 11 | 5 | 6 | 28:20 | 2.18 | 38 | 6 | 4 | 2 | 16:7 | 1.92 | 5 | 1 | 4 | 12:13 | 2.50 | BARAZ |
| 4. LEGANES | 22 | 9 | 10 | 3 | 29:17 | 2.09 | 37 | 7 | 5 | 0 | 21:8 | 2.42 | 2 | 5 | 3 | 8:9 | 1.70 | BARAZ |
| 5. OVIEDO | 22 | 10 | 7 | 5 | 31:25 | 2.55 | 37 | 6 | 3 | 1 | 16:9 | 2.50 | 4 | 4 | 4 | 15:16 | 2.58 | BARAZ |
| 6. TARRAGONA | 22 | 9 | 7 | 6 | 27:23 | 2.27 | 34 | 6 | 2 | 2 | 16:10 | 2.60 | 3 | 5 | 4 | 11:13 | 2.00 | BARAZ |
| 7. ALCORCON | 22 | 10 | 4 | 8 | 26:23 | 2.23 | 34 | 6 | 3 | 1 | 14:4 | 1.80 | 4 | 1 | 7 | 12:19 | 2.58 | |
| 8. ELCHE | 22 | 9 | 7 | 6 | 23:24 | 2.14 | 34 | 6 | 4 | 2 | 13:10 | 1.92 | 3 | 3 | 4 | 10:14 | 2.40 | |
| 9. MIRANDES | 22 | 8 | 8 | 6 | 32:29 | 2.77 | 32 | 3 | 5 | 2 | 14:9 | 2.30 | 5 | 3 | 4 | 18:20 | 3.17 | |
| 10. LUGO | 22 | 7 | 11 | 4 | 25:24 | 2.23 | 32 | 5 | 5 | 2 | 16:11 | 2.25 | 2 | 6 | 2 | 9:13 | 2.20 | |
| 11. VALLADOLID | 22 | 8 | 7 | 7 | 26:23 | 2.23 | 31 | 5 | 3 | 3 | 16:10 | 2.36 | 3 | 4 | 4 | 10:13 | 2.09 | |
| 12. ZARAGOZA | 22 | 8 | 7 | 7 | 24:21 | 2.05 | 31 | 6 | 2 | 4 | 17:13 | 2.50 | 2 | 5 | 3 | 7:8 | 1.50 | |
| 13. TENERIFE | 22 | 7 | 8 | 7 | 27:29 | 2.55 | 29 | 4 | 5 | 3 | 15:11 | 2.17 | 3 | 3 | 4 | 12:18 | 3.00 | |
| 14. GIRONA | 22 | 7 | 7 | 8 | 24:20 | 2.00 | 28 | 4 | 4 | 4 | 16:11 | 2.25 | 3 | 3 | 4 | 8:9 | 1.70 | |
| 15. NUMANCIA | 22 | 6 | 10 | 6 | 30:29 | 2.68 | 28 | 3 | 4 | 3 | 15:14 | 2.90 | 3 | 6 | 3 | 15:15 | 2.50 | |
| 16. PONFERRADINA | 22 | 7 | 5 | 10 | 24:26 | 2.27 | 26 | 6 | 2 | 2 | 18:8 | 2.60 | 1 | 3 | 8 | 6:18 | 2.00 | |
| 17. ALBACETE | 22 | 6 | 6 | 10 | 23:29 | 2.36 | 24 | 5 | 3 | 4 | 15:12 | 2.25 | 1 | 3 | 6 | 8:17 | 2.50 | |
| 18. MALLORCA | 22 | 5 | 8 | 9 | 16:22 | 1.73 | 23 | 5 | 4 | 2 | 8:4 | 1.09 | 0 | 4 | 7 | 8:18 | 2.36 | |
| 19. HUESCA | 22 | 4 | 10 | 8 | 20:26 | 2.09 | 22 | 1 | 4 | 5 | 10:14 | 2.40 | 3 | 6 | 3 | 10:12 | 1.83 | ZOSTUP |
| 20. ALMERIA | 22 | 3 | 9 | 10 | 22:32 | 2.45 | 18 | 3 | 4 | 4 | 15:17 | 2.91 | 0 | 5 | 6 | 7:15 | 2.00 | ZOSTUP |
| 21. LLAGOSTERA | 22 | 5 | 2 | 15 | 19:34 | 2.41 | 17 | 5 | 1 | 4 | 14:9 | 2.30 | 0 | 1 | 11 | 5:25 | 2.50 | ZOSTUP |
| 22. BILBAO B | 22 | 3 | 6 | 13 | 11:24 | 1.59 | 15 | 3 | 4 | 3 | 7:5 | 1.20 | 0 | 2 | 10 | 4:19 | 1.92 | ZOSTUP |

1. PORTUGALSKÁ FUTBALOVÁ LIGA

| ČÍSLO UDAL. | DEŇ | DOHRÁVKA 19. KOLA | | VÝSLEDKY V ROKU | | | | PREDBEŽNÉ KURZY | | | | | VÁŠ TIP | VÝSLEDOK | |
|-------------|--------|-------------------|---|-----------------|---|-----------|---|-----------------|------|------|------|------|---------|----------|--|
| | | | | 2015-2016 | | 2014-2015 | | 1 | 10 | 0 | 02 | 2 | | | |
| 94 | 25.01. | TONDELA | - | BOAVISTA | D | V | D | V | 2.56 | 1.36 | 2.90 | 1.44 | 2.85 | | |

| ČÍSLO UDAL. | DEŇ | ZÁPASY 20. KOLA | | VÝSLEDKY V ROKU | | | | PREDBEŽNÉ KURZY | | | | | VÁŠ TIP | VÝSLEDOK | |
|-------------|--------|-----------------|---|-----------------|-----|-----------|-----|-----------------|------|------|------|------|---------|----------|--|
| | | | | 2015-2016 | | 2014-2015 | | 1 | 10 | 0 | 02 | 2 | | | |
| 592 | 30.01. | SP LISBOA | - | COIMBRA | D | V | D | V | 1.20 | 1.01 | 5.50 | 3.60 | 10.50 | | |
| 593 | 01.02. | MARITIMO | - | BELÉNENSES | 1:1 | 1:0 | 1:1 | 1:1 | 1.90 | 1.20 | 3.25 | 1.71 | 3.61 | | |
| 594 | 31.01. | MOREIRENSE | - | BENFICA | 2:3 | 1:3 | 1:3 | 1:3 | 6.00 | 2.25 | 3.60 | 1.06 | 1.50 | | |
| 595 | 31.01. | AROUCÁ | - | FERREIRA | 1:1 | 1:3 | 1:2 | 2.40 | 1.36 | 3.15 | 1.44 | 2.65 | | | |
| 596 | 31.01. | BOAVISTA | - | BRAGA | 0:4 | 1:0 | 0:3 | 2.91 | 1.52 | 3.20 | 1.30 | 2.20 | | | |
| 597 | 30.01. | ESTORIL | - | FC PORTO | 0:2 | 2:2 | 0:5 | 5.50 | 2.15 | 3.50 | 1.07 | 1.55 | | | |
| 598 | 29.01. | GUIMARAES | - | MADEIRA | 0:0 | | | 1.60 | 1.10 | 3.50 | 2.06 | 5.00 | | | |
| 599 | 31.01. | NACIONAL | - | TONDELA | 0:1 | | | 1.70 | 1.13 | 3.40 | 1.91 | 4.37 | | | |
| 600 | 31.01. | RIO AVE | - | SETUBAL | 2:2 | 2:0 | 1:4 | 1.90 | 1.20 | 3.25 | 1.71 | 3.61 | | | |

| VÝSLEDKY POSLEDNÝCH ZÁPASOV | | | | (OZNAČENIE PÍSMENOM (V) ZNAMENA ZÁPAS HRANÝ VONKU) | | | | | | | | | |
|-----------------------------|----------------|-----|---------------|--|---------------|-----|----------------|-----|----------------|-----|----------------|-----|--|
| AROUCÁ | BENFICA (V) | 1:3 | MOREIRENSE | 1:2 | GUIMARAES (V) | 2:2 | ESTORIL | 1:0 | NACIONAL (V) | 2:2 | MARITIMO | 4:1 | |
| BELÉNENSES | GUIMARAES | 3:3 | RIO AVE (V) | 2:1 | ESTORIL (V) | 0:2 | NACIONAL | 2:2 | FERREIRA (V) | 2:2 | BOAVISTA | 1:0 | |
| BENFICA | AROUCÁ | 3:1 | ESTORIL (V) | 2:1 | NACIONAL (V) | 4:1 | MARITIMO | 6:0 | GUIMARAES (V) | 1:0 | RIO AVE | 3:1 | |
| BOAVISTA | SETUBAL | 4:0 | FC PORTO | 0:5 | MADEIRA (V) | 0:1 | MOREIRENSE | 0:3 | BELÉNENSES (V) | 0:1 | ESTORIL | 1:1 | |
| BRAGA | RIO AVE | 5:1 | NACIONAL (V) | 3:2 | SP LISBOA (V) | 2:3 | COIMBRA | 3:0 | SETUBAL (V) | 1:1 | FERREIRA | 1:1 | |
| COIMBRA | SETUBAL (V) | 1:2 | FERREIRA | 1:1 | TONDELA | 2:1 | BRAGA (V) | 0:3 | MADEIRA | 3:1 | FC PORTO (V) | 1:3 | |
| ESTORIL | MOREIRENSE (V) | 3:1 | BENFICA | 1:2 | BELÉNENSES | 2:0 | AROUCÁ (V) | 0:1 | MARITIMO (V) | 1:1 | GUIMARAES | 0:1 | |
| FC PORTO | MARITIMO | 1:0 | GUIMARAES (V) | 0:1 | BOAVISTA (V) | 5:0 | RIO AVE | 1:1 | SP LISBOA (V) | 0:2 | COIMBRA | 3:1 | |
| FERREIRA | SP LISBOA | 1:3 | COIMBRA (V) | 1:1 | SETUBAL | 2:1 | TONDELA (V) | 2:0 | BELÉNENSES | 2:2 | BRAGA (V) | 1:1 | |
| GUIMARAES | BELÉNENSES (V) | 3:3 | FC PORTO | 1:0 | AROUCÁ | 2:2 | MOREIRENSE (V) | 4:3 | BENFICA | 0:1 | ESTORIL (V) | 1:0 | |
| MADEIRA | NACIONAL | 3:0 | MARITIMO (V) | 1:0 | RIO AVE (V) | 0:1 | BOAVISTA | 1:0 | COIMBRA (V) | 1:3 | SP LISBOA | 1:0 | |
| MARITIMO | FC PORTO (V) | 0:1 | MADEIRA | 0:1 | MOREIRENSE | 5:1 | BENFICA (V) | 0:6 | ESTORIL | 1:1 | AROUCÁ (V) | 1:4 | |
| MOREIRENSE | ESTORIL | 1:3 | AROUCÁ (V) | 2:1 | MARITIMO (V) | 1:5 | GUIMARAES | 3:4 | BOAVISTA (V) | 3:0 | NACIONAL | 2:0 | |
| NACIONAL | MADEIRA (V) | 0:3 | BRAGA | 2:3 | BENFICA | 1:4 | BELÉNENSES (V) | 2:2 | AROUCÁ | 2:2 | MOREIRENSE (V) | 0:2 | |
| RIO AVE | BRAGA (V) | 1:5 | BELÉNENSES | 1:2 | MADEIRA | 1:0 | FC PORTO (V) | 1:1 | TONDELA | 2:3 | BENFICA (V) | 1:3 | |
| SETUBAL | COIMBRA | 2:1 | BOAVISTA (V) | 0:4 | FERREIRA (V) | 1:2 | SP LISBOA | 0:6 | TONDELA | 1:1 | TONDELA (V) | 3:1 | |
| SP LISBOA | FERREIRA (V) | 3:1 | TONDELA | 2:2 | BRAGA | 3:2 | SETUBAL (V) | 6:0 | FC PORTO | 2:0 | MADEIRA (V) | 0:1 | |
| TONDELA | SP LISBOA (V) | 2:2 | COIMBRA (V) | 1:2 | FERREIRA | 0:2 | RIO AVE (V) | 3:2 | SETUBAL | 1:3 | BRAGA | 0:1 | |

| TABUĽKA PO 19. KOLE | | | | CELKOM | | | | DOMA | | | | VONKU | | | | POZN. | | |
|---------------------|----|----|---|--------|-------|------|----|------|---|---|-------|-------|---|---|---|-------|------|--------|
| 1. SP LISBOA | 19 | 15 | 3 | 1 | 40:12 | 2.74 | 48 | 7 | 2 | 0 | 19:7 | 2.89 | 8 | 1 | 1 | 21:5 | 2.60 | LM |
| 2. BENFICA | 19 | 15 | 1 | 3 | 50:13 | 3.32 | 46 | 9 | 0 | 1 | 33:7 | 4.00 | 6 | 1 | 2 | 17:6 | 2.56 | LM |
| 3. FC PORTO | 19 | 13 | 4 | 2 | 37:11 | 2.53 | 43 | 8 | 2 | 0 | 19:3 | 2.20 | 5 | 2 | 2 | 18:8 | 2.89 | LM |
| 4. BRAGA | 19 | 10 | 5 | 4 | 33:14 | 2.47 | 35 | 6 | 2 | 1 | 24:6 | 3.33 | 4 | 3 | 3 | 9:8 | 1.70 | EL |
| 5. FERREIRA | 19 | 8 | 5 | 6 | 27:22 | 2.58 | 29 | 5 | 2 | 3 | 18:12 | 3.00 | 3 | 3 | 3 | 9:10 | 2.11 | EL |
| 6. GUIMARAES | 19 | 7 | 6 | 6 | 26:29 | 2.89 | 27 | 3 | 3 | 4 | 12:12 | 2.40 | 4 | 3 | 2 | 14:17 | 3.44 | |
| 7. RIO AVE | 19 | 7 | 4 | 8 | 28:31 | 3.11 | 25 | 6 | 0 | 4 | 12:9 | 2.10 | 1 | 4 | 4 | 16:22 | 4.22 | |
| 8. SETUBAL | 19 | 6 | 7 | 6 | 30:35 | 3.42 | 25 | 2 | 6 | 2 | 14:20 | 3.40 | 4 | 1 | 4 | 16:15 | 3.44 | |
| 9. AROUCÁ | 19 | 5 | 9 | 5 | 24:24 | 2.53 | 24 | 4 | 2 | 3 | 14:12 | 2.89 | 1 | 7 | 2 | 10:12 | 2.20 | |
| 10. ESTORIL | 19 | 6 | 5 | 8 | 18:22 | 2.11 | 23 | 4 | 3 | 2 | 12:8 | 2.22 | 2 | 2 | 6 | 6:14 | 2.00 | |
| 11. MADEIRA | 19 | 6 | 5 | 8 | 14:22 | 1.89 | 23 | 5 | 3 | 2 | 9:6 | 1.50 | 1 | 2 | 6 | 5:16 | 2.33 | |
| 12. BELÉNENSES | 19 | 5 | 7 | 7 | 25:40 | 3.42 | 22 | 4 | 4 | 1 | 15:13 | 3.11 | 1 | 3 | 6 | 10:27 | 3.70 | |
| 13. MARITIMO | 19 | 6 | 3 | 10 | 26:37 | 3.32 | 21 | 4 | 2 | 3 | 16:11 | 3.00 | 2 | 1 | 7 | 10:26 | 3.60 | |
| 14. MOREIRENSE | 19 | 5 | 5 | 9 | 22:31 | 2.79 | 20 | 2 | 3 | 4 | 10:13 | 2.56 | 3 | 2 | 5 | 12:18 | 3.00 | |
| 15. NACIONAL | 19 | 4 | 5 | 10 | 19:29 | 2.53 | 17 | 3 | 3 | 3 | 13:13 | 2.89 | 1 | 2 | 7 | 6:16 | 2.20 | |
| 16. COIMBRA | 19 | 4 | 5 | 10 | 18:34 | 2.74 | 17 | 4 | 3 | 3 | 14:17 | 3.10 | 0 | 2 | 7 | 4:17 | 2.33 | |
| 17. BOAVISTA | 18 | 3 | 4 | 11 | 13:27 | 2.22 | 13 | 2 | 2 | 5 | 7:13 | 2.22 | 1 | 2 | 6 | 6:14 | 2.22 | ZOSTUP |
| 18. TONDELA | 18 | 2 | 3 | 13 | 12:29 | 2.28 | 9 | 1 | 1 | 7 | 4:15 | 2.11 | 1 | | | | | |

| | | | | | | | | | | | | |
|--------------|-------------|-----|----------------|-----|---------------|-----|------------------|-----|-----------------|-----|----------------|-----|
| PORTIMONENSE | AVES | 0:1 | UISEU (V) | 1:0 | FC PORTO B | 2:1 | VARZIM | 2:0 | CHAVES (V) | 2:2 | OLIVEIRENSE | 1:2 |
| SANTA CLARA | OLIVEIRENSE | 0:0 | FC PORTO B (V) | 2:4 | GUIMARAES B | 2:0 | OLHANENSE | 1:0 | BRAGA B (V) | 0:2 | ATLETICO CP | 2:2 |
| SP LISBOA B | FARENSE (V) | 0:3 | MAFRA | 1:1 | FEIRENSE (V) | 0:2 | BRAGA B | 0:1 | GUIMARAES B (V) | 0:1 | FC PORTO B (V) | 0:4 |
| VARZIM | LEIXOES (V) | 4:0 | FREAMUNDE | 0:2 | FAMALICAO (V) | 1:0 | PORTIMONENSE (V) | 0:2 | ORIENTAL | 2:0 | MAFRA (V) | 1:1 |
| UISEU | BRAGA B (V) | 0:0 | PORTIMONENSE | 0:1 | FARENSE (V) | 0:1 | COVILHA (V) | 2:2 | MAFRA | 2:1 | FEIRENSE (V) | 0:2 |

| TABUĽKA PO 26. KOLE | | | | CELKOM | | | | DOMA | | | | VONKU | | | | POZN. | | | |
|---------------------|--------------|----|----|--------|----|-------|------|------|----|---|---|-------|------|---|---|-------|-------|------|--------|
| 1. | FC PORTO B | 26 | 16 | 4 | 6 | 58:33 | 3.50 | 52 | 10 | 1 | 1 | 37:16 | 4.42 | 6 | 3 | 5 | 21:17 | 2.71 | POSTUP |
| 2. | FREAMUNDE | 26 | 13 | 7 | 6 | 33:18 | 1.96 | 46 | 7 | 5 | 2 | 20:10 | 2.14 | 6 | 2 | 4 | 13:8 | 1.75 | POSTUP |
| 3. | CHAVES | 26 | 12 | 10 | 4 | 35:24 | 2.27 | 46 | 6 | 7 | 0 | 17:9 | 2.00 | 6 | 3 | 4 | 18:15 | 2.54 | |
| 4. | GIL VICENTE | 26 | 12 | 7 | 7 | 34:25 | 2.27 | 43 | 7 | 6 | 0 | 22:8 | 2.31 | 5 | 1 | 7 | 12:17 | 2.23 | |
| 5. | FEIRENSE | 26 | 11 | 10 | 5 | 30:23 | 2.04 | 43 | 8 | 3 | 2 | 17:10 | 2.08 | 3 | 7 | 3 | 13:13 | 2.00 | |
| 6. | PORTIMONENSE | 26 | 11 | 9 | 6 | 36:31 | 2.58 | 42 | 5 | 3 | 5 | 15:15 | 2.31 | 6 | 6 | 1 | 21:16 | 2.85 | |
| 7. | AVES | 26 | 11 | 6 | 9 | 28:21 | 1.88 | 39 | 5 | 3 | 4 | 13:11 | 2.00 | 6 | 3 | 5 | 15:10 | 1.79 | |
| 8. | FAMALICAO | 26 | 10 | 9 | 7 | 36:30 | 2.54 | 39 | 5 | 5 | 4 | 22:20 | 3.00 | 5 | 4 | 3 | 14:10 | 2.00 | |
| 9. | BRAGA B | 26 | 10 | 8 | 8 | 28:28 | 2.15 | 38 | 6 | 4 | 4 | 13:10 | 1.64 | 4 | 4 | 4 | 15:18 | 2.75 | |
| 10. | SP LISBOA B | 26 | 10 | 6 | 10 | 30:32 | 2.38 | 36 | 5 | 4 | 3 | 16:12 | 2.33 | 5 | 2 | 7 | 14:20 | 2.43 | |
| 11. | OLHANENSE | 26 | 10 | 5 | 11 | 26:30 | 2.15 | 35 | 7 | 3 | 3 | 15:11 | 2.00 | 3 | 2 | 8 | 11:19 | 2.31 | |
| 12. | VARZIM | 26 | 9 | 7 | 10 | 28:29 | 2.19 | 34 | 7 | 2 | 4 | 16:10 | 2.00 | 2 | 5 | 6 | 12:19 | 2.38 | |
| 13. | ATLETICO CP | 26 | 8 | 9 | 9 | 23:23 | 1.77 | 33 | 4 | 2 | 7 | 13:15 | 2.15 | 4 | 7 | 2 | 10:8 | 1.38 | |
| 14. | FARENSE | 26 | 9 | 6 | 11 | 29:30 | 2.27 | 33 | 6 | 3 | 4 | 16:11 | 2.08 | 3 | 3 | 7 | 13:19 | 2.46 | |
| 15. | UISEU | 26 | 8 | 9 | 9 | 26:31 | 2.19 | 33 | 4 | 4 | 4 | 13:14 | 2.25 | 4 | 5 | 5 | 13:17 | 2.14 | |
| 16. | SANTA CLARA | 26 | 9 | 5 | 12 | 29:32 | 2.35 | 32 | 6 | 3 | 4 | 19:14 | 2.54 | 3 | 2 | 8 | 10:18 | 2.15 | |
| 17. | GUIMARAES B | 26 | 8 | 7 | 11 | 26:34 | 2.31 | 31 | 5 | 3 | 5 | 11:10 | 1.62 | 3 | 4 | 6 | 15:24 | 3.00 | |
| 18. | PENAFIEL | 26 | 7 | 9 | 10 | 25:31 | 2.15 | 30 | 3 | 8 | 2 | 11:11 | 1.69 | 4 | 1 | 8 | 14:20 | 2.62 | |
| 19. | LEIXOES | 26 | 7 | 9 | 10 | 27:35 | 2.38 | 30 | 5 | 5 | 3 | 20:18 | 2.92 | 2 | 4 | 7 | 7:17 | 1.85 | |
| 20. | COVILHA | 26 | 6 | 11 | 9 | 25:33 | 2.23 | 29 | 4 | 3 | 6 | 10:14 | 1.85 | 2 | 8 | 3 | 15:19 | 2.62 | ZOSTUP |
| 21. | BENFICA B | 26 | 8 | 4 | 14 | 27:38 | 2.50 | 28 | 7 | 2 | 5 | 18:18 | 2.57 | 1 | 2 | 9 | 9:20 | 2.42 | ZOSTUP |
| 22. | MAFRA | 26 | 5 | 11 | 10 | 21:25 | 1.77 | 26 | 3 | 7 | 3 | 11:9 | 1.54 | 2 | 4 | 7 | 10:16 | 2.00 | ZOSTUP |
| 23. | ORIENTAL | 26 | 7 | 5 | 14 | 33:40 | 2.81 | 26 | 5 | 1 | 7 | 20:24 | 3.38 | 2 | 4 | 7 | 13:16 | 2.23 | ZOSTUP |
| 24. | OLIVEIRENSE | 26 | 4 | 9 | 13 | 25:42 | 2.58 | 21 | 2 | 4 | 7 | 13:20 | 2.54 | 2 | 5 | 6 | 12:22 | 2.62 | ZOSTUP |

1. HOLANDSKÁ FUTBALOVÁ LIGA

| ČÍSLO UDAL. | DEŇ | ZÁPASY 20. KOLA | VÝSLEDKY V ROKU | | | | PREDBEŽNÉ KURZY | | | | | VÁŠ TIP | VÝSLEDOK |
|-------------|--------|---------------------------|-----------------|---|-----------|---|-----------------|----|---|----|---|---------|----------|
| | | | 2015-2016 | | 2014-2015 | | 1 | 10 | 0 | 02 | 2 | | |
| 570 | 26.01. | TILBURG - GRONINGEN | D | V | D | V | 1 | 10 | 0 | 02 | 2 | | |
| 571 | 26.01. | AJAX - HERACLES | D | V | D | V | 1 | 10 | 0 | 02 | 2 | | |
| 572 | 27.01. | ALKMAAR - CAMBUUR | D | V | D | V | 1 | 10 | 0 | 02 | 2 | | |
| 573 | 27.01. | NIJMEGEN - TWENTE | D | V | D | V | 1 | 10 | 0 | 02 | 2 | | |
| 574 | 27.01. | DE GRAAFSCHAP - DEN HAAG | D | V | D | V | 1 | 10 | 0 | 02 | 2 | | |
| 575 | 27.01. | EXCELSIOR - PSV EINDHOVEN | D | V | D | V | 1 | 10 | 0 | 02 | 2 | | |
| 576 | 27.01. | ARNHEIM - ZWOLLE | D | V | D | V | 1 | 10 | 0 | 02 | 2 | | |
| 577 | 28.01. | KERKRADE - UTRECHT | D | V | D | V | 1 | 10 | 0 | 02 | 2 | | |
| 578 | 28.01. | FEYENOORD - HEERENVEEN | D | V | D | V | 1 | 10 | 0 | 02 | 2 | | |

| ČÍSLO UDAL. | DEŇ | ZÁPASY 21. KOLA | VÝSLEDKY V ROKU | | | | PREDBEŽNÉ KURZY | | | | | VÁŠ TIP | VÝSLEDOK |
|-------------|--------|-------------------------------|-----------------|---|-----------|---|-----------------|----|---|----|---|---------|----------|
| | | | 2015-2016 | | 2014-2015 | | 1 | 10 | 0 | 02 | 2 | | |
| 70 | 29.01. | TILBURG - HERACLES | D | V | D | V | 1 | 10 | 0 | 02 | 2 | | |
| 71 | 30.01. | ARNHEIM - EXCELSIOR | D | V | D | V | 1 | 10 | 0 | 02 | 2 | | |
| 72 | 30.01. | ZWOLLE - GRONINGEN | D | V | D | V | 1 | 10 | 0 | 02 | 2 | | |
| 73 | 30.01. | PSV EINDHOVEN - DE GRAAFSCHAP | D | V | D | V | 1 | 10 | 0 | 02 | 2 | | |
| 74 | 30.01. | NIJMEGEN - ALKMAAR | D | V | D | V | 1 | 10 | 0 | 02 | 2 | | |
| 75 | 31.01. | KERKRADE - AJAX | D | V | D | V | 1 | 10 | 0 | 02 | 2 | | |
| 76 | 31.01. | CAMBUUR - HEERENVEEN | D | V | D | V | 1 | 10 | 0 | 02 | 2 | | |
| 77 | 31.01. | FEYENOORD - DEN HAAG | D | V | D | V | 1 | 10 | 0 | 02 | 2 | | |
| 78 | 31.01. | TWENTE - UTRECHT | D | V | D | V | 1 | 10 | 0 | 02 | 2 | | |

| VÝSLEDKY POSLEDNÝCH ZÁPASOV | | (OZNACENIE PISMENOM (V) ZNAMENA ZÁPAS HRANY VONKU) | | | | | | | | | | |
|-----------------------------|-------------------|--|-------------------|-----|-------------------|-----|-------------------|-----|-------------------|-----|-------------------|-----|
| AJAX | ARNHEIM | 1:0 | DEN HAAG (V) | 1:0 | DE GRAAFSCHAP | 2:1 | UTRECHT (V) | 0:1 | HEERENVEEN | 5:2 | ZWOLLE (V) | 2:0 |
| ALKMAAR | FEYENOORD | 4:2 | KERKRADE (V) | 1:0 | UTRECHT | 2:2 | ZWOLLE (V) | 1:2 | DEN HAAG | 0:1 | PSV EINDHOVEN (V) | 0:3 |
| ARNHEIM | AJAX (V) | 0:1 | CAMBUUR (V) | 2:0 | TWENTE | 5:1 | HERACLES (V) | 1:1 | PSV EINDHOVEN | 0:1 | NIJMEGEN | 1:0 |
| CAMBUUR | DEN HAAG (V) | 1:2 | ARNHEIM | 0:2 | EXCELSIOR (V) | 4:1 | NIJMEGEN | 3:1 | TILBURG (V) | 0:3 | DE GRAAFSCHAP | 2:3 |
| DE GRAAFSCHAP | HERACLES (V) | 1:2 | EXCELSIOR | 2:0 | AJAX (V) | 1:2 | TWENTE (V) | 1:2 | UTRECHT | 0:1 | CAMBUUR (V) | 3:2 |
| DEN HAAG | CAMBUUR | 2:1 | AJAX | 0:1 | HEERENVEEN (V) | 4:0 | TILBURG | 1:1 | ALKMAAR (V) | 1:0 | GRONINGEN (V) | 1:2 |
| EXCELSIOR | KERKRADE | 0:1 | DE GRAAFSCHAP (V) | 0:2 | CAMBUUR | 1:4 | HEERENVEEN (V) | 1:2 | TWENTE | 1:1 | FEYENOORD | 2:4 |
| FEYENOORD | ALKMAAR (V) | 2:4 | PSV EINDHOVEN | 0:2 | NIJMEGEN (V) | 1:3 | GRONINGEN (V) | 1:1 | HERACLES | 3:0 | EXCELSIOR (V) | 4:2 |
| GRONINGEN | NIJMEGEN | 0:0 | UTRECHT | 1:4 | HERACLES (V) | 1:2 | FEYENOORD | 1:1 | KERKRADE (V) | 0:0 | DEN HAAG | 2:1 |
| HEERENVEEN | TILBURG | 3:1 | ZWOLLE (V) | 2:5 | DEN HAAG | 0:4 | EXCELSIOR | 2:1 | AJAX (V) | 2:5 | KERKRADE | 3:0 |
| HERACLES | DE GRAAFSCHAP | 2:1 | TWENTE (V) | 0:4 | GRONINGEN | 2:1 | ARNHEIM | 1:1 | FEYENOORD (V) | 0:3 | UTRECHT (V) | 2:4 |
| KERKRADE | EXCELSIOR (V) | 1:0 | ALKMAAR | 0:1 | TILBURG (V) | 2:3 | PSV EINDHOVEN (V) | 1:1 | GRONINGEN | 0:0 | HEERENVEEN (V) | 0:3 |
| NIJMEGEN | GRONINGEN (V) | 0:0 | TILBURG | 1:0 | FEYENOORD | 3:1 | CAMBUUR (V) | 1:3 | ZWOLLE | 2:2 | ARNHEIM (V) | 0:1 |
| PSV EINDHOVEN | TWENTE | 4:2 | FEYENOORD (V) | 2:0 | ZWOLLE | 3:2 | KERKRADE | 1:1 | ARNHEIM (V) | 1:0 | ALKMAAR | 3:0 |
| TILBURG | HEERENVEEN (V) | 1:3 | NIJMEGEN (V) | 0:1 | KERKRADE | 3:2 | DEN HAAG (V) | 1:1 | CAMBUUR | 3:0 | TWENTE (V) | 3:1 |
| TWENTE | PSV EINDHOVEN (V) | 2:4 | HERACLES | 4:0 | ARNHEIM (V) | 1:5 | DE GRAAFSCHAP | 2:1 | EXCELSIOR (V) | 1:1 | TILBURG | 1:3 |
| UTRECHT | ZWOLLE | 1:0 | GRONINGEN (V) | 4:1 | ALKMAAR (V) | 2:2 | AJAX | 1:0 | DE GRAAFSCHAP (V) | 1:0 | HERACLES | 4:2 |
| ZWOLLE | UTRECHT (V) | 0:1 | HEERENVEEN | 5:2 | PSV EINDHOVEN (V) | 2:3 | ALKMAAR | 2:1 | NIJMEGEN (V) | 2:2 | AJAX | 0:2 |

| TABUĽKA PO 19. KOLE | | | | CELKOM | | | | DOMA | | | | VONKU | | | | POZN. | | | |
|---------------------|---------------|----|----|--------|---|-------|------|------|---|---|---|-------|------|---|---|-------|-------|------|----------|
| 1. | AJAX | 19 | 15 | 2 | 2 | 47:11 | 3.05 | 47 | 8 | 0 | 1 | 29:6 | 3.89 | 7 | 2 | 1 | 18:5 | 2.30 | LM |
| 2. | PSV EINDHOVEN | 19 | 13 | 5 | 1 | 48:21 | 3.63 | 44 | 7 | 2 | 0 | 22:9 | 3.44 | 6 | 3 | 1 | 26:12 | 3.80 | LM |
| 3. | FEYENOORD | 19 | 11 | 3 | 5 | 39:24 | 3.32 | 36 | 7 | 1 | 1 | 20:6 | 2.89 | 4 | 2 | 4 | 19:18 | 3.70 | EL |
| 4. | HERACLES | 19 | 10 | 3 | 6 | 28:25 | 2.79 | 33 | 7 | 2 | 1 | 16:7 | 2.30 | 3 | 1 | 5 | 12:18 | 3.33 | EL |
| 5. | UTRECHT | 19 | 9 | 5 | 5 | 33:26 | 3.11 | 32 | 6 | 3 | 0 | 19:10 | 3.22 | 3 | 2 | 5 | 14:16 | 3.00 | PLAY OFF |
| 6. | ARNHEIM | 19 | 9 | 4 | 6 | 37:18 | 2.89 | 31 | 6 | 0 | 3 | 22:8 | 3.33 | 3 | 4 | 3 | 15:10 | 2.50 | PLAY OFF |
| 7. | NIJMEGEN | 19 | 9 | 4 | 6 | 24:19 | 2.26 | 31 | 7 | 2 | 1 | 17:7 | 2.40 | 2 | 2 | 5 | 7:12 | 2.11 | PLAY OFF |
| 8. | ZWOLLE | 19 | 8 | 4 | 7 | 33:28 | 3.21 | 28 | 5 | 2 | 3 | 19:17 | 3.60 | 3 | 2 | 4 | 14:11 | 2.78 | PLAY OFF |
| 9. | GRONINGEN | 19 | 7 | 6 | 6 | 22:26 | 2.53 | 27 | 6 | 3 | 1 | 16:9 | 2.50 | 1 | 3 | 5 | 6:17 | 2.56 | |
| 10. | ALKMAAR | 19 | 7 | 4 | 8 | 27:29 | 2.95 | 25 | 4 | 2 | 4 | 16:15 | 3.10 | 3 | 2 | 4 | 11:14 | 2.78 | |
| 11. | DEN HAAG | 19 | 5 | 8 | 6 | 27:28 | 2.89 | 23 | 2 | 6 | 2 | 13:13 | 2.60 | 3 | 2 | 4 | 14:15 | 3.22 | |
| 12. | HEERENVEEN | 19 | 6 | 5 | 8 | 30:38 | 3.58 | 23 | 5 | 3 | 2 | 17:14 | 3.10 | 1 | 2 | | | | |

| | | | | | | | | | | | | |
|---------------|------------------|-----|-------------------|-----|------------------|-----|-------------------|-----|------------------|-----|-------------------|-----|
| FC OSS | MAASTRICHT (V) | 2:4 | VENLO | 2:1 | EMMEN (V) | 2:0 | HELMOND | 2:2 | VOLENDAM (V) | 1:1 | TELSTAR (V) | 1:1 |
| HELMOND | AJAX (AM.) | 2:3 | MAASTRICHT (V) | 4:1 | FC OSS (V) | 2:2 | TELSTAR | 4:1 | AHEAD EAGLES (V) | 1:1 | ACHILLES 29 | 2:2 |
| MAASTRICHT | FC OSS | 4:2 | PSV (AM.) (V) | 0:2 | HELMOND | 1:4 | SP. ROTTERDAM (V) | 0:6 | WAALWIJK | 6:2 | EMMEN (V) | 3:2 |
| PSV (AM.) | VENLO (V) | 2:1 | MAASTRICHT | 2:0 | AHEAD EAGLES (V) | 2:1 | FC EINDHOVEN (V) | 0:2 | ALMERE | 3:4 | BREDA | 0:3 |
| SITTARD | DEN BOSCH | 1:1 | AHEAD EAGLES (V) | 2:0 | EMMEN | 2:2 | VENLO | 0:5 | MAASTRICHT (V) | 3:1 | SP. ROTTERDAM | 1:4 |
| SP. ROTTERDAM | FC EINDHOVEN (V) | 1:1 | WAALWIJK | 5:2 | MAASTRICHT | 6:0 | DORDRECHT (V) | 3:0 | VOLENDAM | 3:1 | AJAX (AM.) (V) | 1:1 |
| TELSTAR | ALMERE (V) | 2:0 | AHEAD EAGLES | 1:2 | WAALWIJK (V) | 1:2 | HELMOND (V) | 1:4 | FC OSS | 1:1 | BREDA (V) | 1:2 |
| VENLO | PSV (AM.) | 1:2 | FC OSS (V) | 1:2 | ALMERE | 1:2 | EMMEN (V) | 4:1 | ACHILLES 29 | 3:0 | SITTARD (V) | 5:0 |
| VOLENDAM | DORDRECHT | 2:2 | DEN BOSCH (V) | 0:0 | BREDA | 1:2 | AJAX (AM.) (V) | 0:2 | FC OSS | 1:1 | SP. ROTTERDAM (V) | 1:3 |
| WAALWIJK | ACHILLES 29 | 1:1 | SP. ROTTERDAM (V) | 2:5 | TELSTAR | 2:1 | DEN BOSCH | 1:1 | MAASTRICHT (V) | 2:6 | AJAX (AM.) | 3:5 |

1. BELGICKÁ FUTBALOVÁ LIGA

| ČÍSLO UDAL. | DEŇ | ZÁPASY 24. KOLA | VÝSLEDKY V ROKU | | | | PREDBEŽNÉ KURZY | | | | | VÁŠ TIP | VÝSLEDOK |
|-------------|--------|--------------------------|-----------------|-----|-----------|------|-----------------|------|------|------|---|---------|----------|
| | | | 2015-2016 | | 2014-2015 | | 1 | 10 | 0 | 02 | 2 | | |
| | | | D | V | D | V | | | | | | | |
| 581 | 31.01. | FC BRUGGY - LOKEREN | 1:0 | 1:1 | 3:1 | 1,30 | 1,03 | 4,50 | 2,93 | 8,40 | | | |
| 582 | 30.01. | GENK - KORTRIJK | 0:1 | 3:0 | 1:1 | 1,75 | 1,16 | 3,40 | 1,85 | 4,07 | | | |
| 583 | 31.01. | GENK - WAASLAND | 3:1 | 4:1 | 1:0 | 1,25 | 1,02 | 4,90 | 3,21 | 9,30 | | | |
| 584 | 30.01. | CHARLEROI - KV MECHELEN | 1:0 | 2:0 | 0:0 | 1,80 | 1,16 | 3,30 | 1,80 | 3,96 | | | |
| 585 | 30.01. | OH LEUVEN - ST. LIEGE | 2:2 | 2:0 | 0:0 | 3,96 | 1,80 | 3,30 | 1,16 | 1,80 | | | |
| 586 | 31.01. | OOSTENDE - MOUSCRON | 2:2 | 0:0 | 1:0 | 1,50 | 1,06 | 3,60 | 2,25 | 6,00 | | | |
| 587 | 29.01. | ST. TRUIDEN - ANDERLECHT | 0:1 | 2:2 | 3:1 | 5,50 | 2,15 | 3,50 | 1,07 | 1,55 | | | |
| 588 | 30.01. | WESTERLO - Z. WAREGEM | 2:4 | 2:2 | 3:1 | 3,35 | 1,64 | 3,20 | 1,23 | 2,00 | | | |

VÝSLEDKY POSLEDNÝCH ZÁPASOV

| ANDERLECHT | CHARLEROI | 2:1 | GENK (V) | 0:2 | WESTERLO | 2:1 | LOKEREN (V) | 1:1 | FC BRUGGY (V) | 4:1 | OOSTENDE | 1:1 |
|-------------|-----------------|-----|---------------|-----|-----------------|-----|---------------|-----|-----------------|-----|-----------------|-----|
| CHARLEROI | ANDERLECHT (V) | 1:2 | ST. TRUIDEN | 0:0 | GENK | 1:0 | MOUSCRON (V) | 1:0 | WESTERLO (V) | 1:2 | OH LEUVEN | 2:1 |
| FC BRUGGY | WAASLAND (V) | 2:1 | MOUSCRON | 3:0 | KORTRIJK (V) | 4:1 | ANDERLECHT | 1:4 | ST. LIEGE (V) | 0:2 | CHARLEROI | 2:1 |
| GENK | KV MECHELEN (V) | 1:1 | Z. WAREGEM | 2:1 | CHARLEROI (V) | 0:1 | ST. TRUIDEN | 3:0 | WESTERLO (V) | 0:0 | ANDERLECHT | 0:0 |
| GENK | ST. LIEGE (V) | 3:0 | ANDERLECHT | 2:0 | KV MECHELEN (V) | 0:2 | KORTRIJK | 3:0 | ST. TRUIDEN (V) | 2:0 | Z. WAREGEM | 2:2 |
| KV MECHELEN | GENK | 1:1 | WESTERLO (V) | 2:3 | GENK | 2:0 | OH LEUVEN (V) | 1:3 | LOKEREN | 1:1 | MOUSCRON (V) | 3:2 |
| KORTRIJK | OOSTENDE | 2:1 | OH LEUVEN (V) | 0:1 | FC BRUGGY | 1:4 | GENK (V) | 0:3 | MOUSCRON | 1:3 | LOKEREN (V) | 1:3 |
| LOKEREN | MOUSCRON (V) | 1:1 | ST. LIEGE | 0:2 | WAASLAND (V) | 3:2 | ANDERLECHT | 1:1 | Z. WAREGEM | 1:1 | KV MECHELEN (V) | 1:1 |
| MOUSCRON | LOKEREN | 1:1 | FC BRUGGY (V) | 0:3 | ST. LIEGE (V) | 0:3 | CHARLEROI | 0:1 | WAASLAND | 0:1 | KORTRIJK (V) | 3:1 |
| OH LEUVEN | Z. WAREGEM (V) | 2:2 | KORTRIJK | 1:0 | ST. TRUIDEN (V) | 2:2 | KV MECHELEN | 3:1 | CHARLEROI (V) | 1:2 | WESTERLO | 5:1 |
| OOSTENDE | KORTRIJK (V) | 1:2 | WAASLAND | 3:3 | Z. WAREGEM (V) | 0:1 | ST. LIEGE | 4:1 | ANDERLECHT (V) | 1:1 | ST. TRUIDEN | 1:2 |
| ST. LIEGE | GENK | 0:3 | LOKEREN (V) | 2:0 | MOUSCRON | 3:0 | OOSTENDE (V) | 1:4 | FC BRUGGY | 2:0 | WAASLAND (V) | 0:0 |
| ST. TRUIDEN | WESTERLO | 1:2 | CHARLEROI (V) | 0:0 | OH LEUVEN | 2:2 | GENK (V) | 0:3 | GENK | 0:2 | OOSTENDE (V) | 2:1 |
| WAASLAND | FC BRUGGY | 1:2 | OOSTENDE (V) | 3:3 | LOKEREN | 2:3 | MOUSCRON (V) | 1:0 | Z. WAREGEM (V) | 1:2 | ST. LIEGE | 0:0 |
| WESTERLO | ST. TRUIDEN (V) | 2:1 | KV MECHELEN | 3:2 | ANDERLECHT (V) | 1:2 | CHARLEROI | 2:1 | GENK | 0:0 | OH LEUVEN (V) | 1:5 |
| Z. WAREGEM | OH LEUVEN | 2:2 | GENK (V) | 1:2 | OOSTENDE (V) | 1:0 | LOKEREN (V) | 1:1 | WAASLAND | 2:1 | GENK (V) | 2:2 |

TABUĽKA PO 23. KOLE

| 1. | GENK <th rowspan="2">23</th> <th rowspan="2">14</th> <th rowspan="2">7</th> <th rowspan="2">2</th> <th rowspan="2">CELKOM</th> <th rowspan="2">45:19 <th rowspan="2">2,78 <th rowspan="2">49</th> <th rowspan="2">7</th> <th rowspan="2">3</th> <th rowspan="2">1</th> <th rowspan="2">27:11</th> <th rowspan="2">3,45 <th rowspan="2">7</th> <th rowspan="2">4</th> <th rowspan="2">1</th> <th rowspan="2">18:8 <th rowspan="2">2,17 <th rowspan="2">PLAY OFF</th> </th></th></th></th></th> | 23 | 14 | 7 | 2 | CELKOM | 45:19 <th rowspan="2">2,78 <th rowspan="2">49</th> <th rowspan="2">7</th> <th rowspan="2">3</th> <th rowspan="2">1</th> <th rowspan="2">27:11</th> <th rowspan="2">3,45 <th rowspan="2">7</th> <th rowspan="2">4</th> <th rowspan="2">1</th> <th rowspan="2">18:8 <th rowspan="2">2,17 <th rowspan="2">PLAY OFF</th> </th></th></th></th> | 2,78 <th rowspan="2">49</th> <th rowspan="2">7</th> <th rowspan="2">3</th> <th rowspan="2">1</th> <th rowspan="2">27:11</th> <th rowspan="2">3,45 <th rowspan="2">7</th> <th rowspan="2">4</th> <th rowspan="2">1</th> <th rowspan="2">18:8 <th rowspan="2">2,17 <th rowspan="2">PLAY OFF</th> </th></th></th> | 49 | 7 | 3 | 1 | 27:11 | 3,45 <th rowspan="2">7</th> <th rowspan="2">4</th> <th rowspan="2">1</th> <th rowspan="2">18:8 <th rowspan="2">2,17 <th rowspan="2">PLAY OFF</th> </th></th> | 7 | 4 | 1 | 18:8 <th rowspan="2">2,17 <th rowspan="2">PLAY OFF</th> </th> | 2,17 <th rowspan="2">PLAY OFF</th> | PLAY OFF |
|-----|---|----|----|---|----|--------|---|--|----|---|---|-------|-------|--|---|---|-------|---|------------------------------------|----------|
| | | | | | | | | | | | | | | | | | | | | |
| 2. | FC BRUGGY | 23 | 15 | 1 | 7 | 47:26 | 3,17 | 46 | 10 | 0 | 1 | 30:8 | 3,45 | 5 | 1 | 6 | 17:18 | 2,92 | PLAY OFF | |
| 3. | ANDERLECHT | 23 | 12 | 8 | 3 | 37:20 | 2,48 | 44 | 8 | 4 | 0 | 20:10 | 2,50 | 4 | 4 | 3 | 17:10 | 2,45 | PLAY OFF | |
| 4. | OOSTENDE | 23 | 11 | 6 | 6 | 42:28 | 3,04 | 39 | 8 | 1 | 2 | 25:13 | 3,45 | 3 | 5 | 4 | 17:15 | 2,67 | PLAY OFF | |
| 5. | Z. WAREGEM | 23 | 9 | 7 | 7 | 40:38 | 3,39 | 34 | 6 | 4 | 2 | 23:16 | 3,25 | 3 | 3 | 5 | 17:22 | 3,55 | PLAY OFF | |
| 6. | GENK | 23 | 9 | 5 | 9 | 26:24 | 2,17 | 32 | 7 | 1 | 3 | 18:12 | 2,73 | 2 | 4 | 6 | 8:12 | 1,67 | PLAY OFF | |
| 7. | CHARLEROI | 23 | 8 | 7 | 8 | 25:25 | 2,17 | 31 | 4 | 5 | 2 | 13:9 | 2,00 | 4 | 2 | 6 | 12:16 | 2,33 | | |
| 8. | ST. LIEGE | 23 | 9 | 4 | 10 | 30:39 | 3,00 | 31 | 6 | 2 | 4 | 16:13 | 2,42 | 3 | 2 | 6 | 14:26 | 3,64 | | |
| 9. | LOKEREN | 23 | 7 | 7 | 9 | 27:29 | 2,43 | 28 | 2 | 4 | 6 | 14:17 | 2,58 | 5 | 3 | 3 | 13:12 | 2,27 | | |
| 10. | KORTRIJK | 23 | 7 | 7 | 9 | 22:29 | 2,26 | 28 | 6 | 4 | 2 | 14:11 | 2,08 | 1 | 3 | 7 | 9:18 | 2,45 | | |
| 11. | KV MECHELEN | 23 | 7 | 5 | 11 | 34:41 | 3,26 | 26 | 6 | 3 | 3 | 22:16 | 3,17 | 1 | 2 | 8 | 12:25 | 3,36 | | |
| 12. | ST. TRUIDEN | 23 | 7 | 5 | 11 | 23:32 | 2,39 | 26 | 4 | 3 | 4 | 14:15 | 2,64 | 3 | 2 | 7 | 9:17 | 2,17 | | |
| 13. | WAASLAND | 23 | 7 | 4 | 12 | 32:44 | 3,30 | 25 | 3 | 3 | 6 | 16:23 | 3,25 | 4 | 1 | 6 | 16:21 | 3,36 | | |
| 14. | OH LEUVEN | 23 | 6 | 5 | 12 | 31:40 | 3,09 | 23 | 5 | 1 | 5 | 16:15 | 2,82 | 1 | 4 | 7 | 15:25 | 3,33 | | |
| 15. | MOUSCRON | 23 | 5 | 7 | 11 | 29:38 | 2,91 | 22 | 1 | 5 | 6 | 13:19 | 2,67 | 4 | 2 | 5 | 16:19 | 3,18 | | |
| 16. | WESTERLO | 23 | 5 | 7 | 11 | 27:46 | 3,17 | 22 | 3 | 3 | 5 | 11:18 | 2,64 | 2 | 4 | 6 | 16:28 | 3,67 | BARAŽ | |

2. BELGICKÁ FUTBALOVÁ LIGA

| ČÍSLO UDAL. | DEŇ | ZÁPASY 23. KOLA | VÝSLEDKY V ROKU | | | | PREDBEŽNÉ KURZY | | | | | VÁŠ TIP | VÝSLEDOK |
|-------------|--------|------------------------------|-----------------|-----|------------|------|------------------|------|------------------|------|---|---------|----------|
| | | | 2015-2016 | | 2014-2015 | | 1 | 10 | 0 | 02 | 2 | | |
| | | | D | V | D | V | | | | | | | |
| 1366 | 30.01. | DESSEL - LIERSE | 1:3 | 2:2 | DESSEL (V) | 3:0 | LOMMEL | 0:0 | DEINZE (V) | 4:1 | | | |
| 1367 | 30.01. | DEINZE - WS BRUSSEL | 0:2 | 1:2 | EUPEN | 1:1 | ST. GILLOISE (V) | 0:3 | MAASMECHELEN (V) | 0:2 | | | |
| 1368 | 29.01. | LOMMEL - TUBIZE | 0:2 | 2:0 | 2:2 | 2,50 | 1,36 | 3,00 | 1,41 | 2,65 | | | |
| 1369 | 30.01. | ROESELARE - VIRTON | 4:1 | 1:2 | 0:2 | 1,65 | 1,12 | 3,50 | 1,98 | 4,56 | | | |
| 1370 | 29.01. | CERCLE BRUGGY - MAASMECHELEN | 1:0 | 1:0 | 1:0 | 1,30 | 1,03 | 4,50 | 2,93 | 8,40 | | | |
| 1371 | 30.01. | FC ANTWERP - HEIST | 3:1 | 2:0 | 3:1 | 1,25 | 1,02 | 4,90 | 3,21 | 9,30 | | | |
| 1372 | 31.01. | KOKSJEDE - GEEL | 2:2 | 2:2 | 2:2 | 2,35 | 1,34 | 3,15 | 1,46 | 2,72 | | | |
| 1373 | 31.01. | ST. GILLOISE - SERAING | 3:0 | 2:0 | 2:0 | 2,00 | 1,23 | 3,20 | 1,64 | 3,35 | | | |

VÝSLEDKY POSLEDNÝCH ZÁPASOV

| CERCLE BRUGGY | GEEL (V) | 3:3 | SERAING | 4:0 | LIERSE | 2:2 | DESSEL (V) | 3:0 | LOMMEL | 0:0 | DEINZE (V) | 4:1 |
|---------------|------------------|-----|-------------------|-----|-------------------|-----|----------------|-----|------------------|-----|-------------------|-----|
| DEINZE | SERAING (V) | 5:1 | HEIST | 4:4 | LIERSE (V) | 1:2 | EUPEN | 1:1 | ST. GILLOISE (V) | 0:3 | MAASMECHELEN (V) | 0:2 |
| DESSEL | EUPEN (V) | 1:0 | ST. GILLOISE | 1:3 | FC ANTWERP (V) | 0:0 | CERCLE BRUGGY | 0:3 | TUBIZE | 1:0 | ROESELARE (V) | 1:1 |
| EUPEN | LIERSE (V) | 1:1 | DESSEL | 0:1 | KOKSJEDE | 0:0 | FC ANTWERP | 3:4 | DEINZE (V) | 1:1 | ST. GILLOISE | 0:0 |
| FC ANTWERP | WS BRUSSEL (V) | 4:0 | GEEL | 2:1 | MAASMECHELEN (V) | 4:1 | EUPEN (V) | 4:3 | DESSEL | 0:0 | ST. GILLOISE | 2:0 |
| GEEL | CERCLE BRUGGY | 3:3 | FC ANTWERP (V) | 1:2 | ROESELARE | 4:3 | LOMMEL (V) | 1:4 | TUBIZE | 2:1 | EUPEN | 0:3 |
| HEIST | KOKSJEDE | 3:0 | DEINZE (V) | 4:4 | VIRTON | 4:1 | ROESELARE (V) | 2:3 | LOMMEL | 1:2 | SERAING (V) | 2:5 |
| KOKSJEDE | HEIST (V) | 0:3 | EUPEN (V) | 0:0 | WS BRUSSEL (V) | 0:2 | SERAING | 0:3 | LIERSE (V) | 1:3 | ROESELARE | 2:4 |
| LIERSE | EUPEN | 1:1 | DEINZE | 2:1 | CERCLE BRUGGY (V) | 2:2 | KOKSJEDE | 3:1 | VIRTON | 1:1 | LOMMEL (V) | 0:0 |
| LOMMEL | VIRTON (V) | 2:1 | MAASMECHELEN | 5:1 | WS BRUSSEL (V) | 0:1 | GEEL | 4:1 | HEIST (V) | 2:1 | CERCLE BRUGGY (V) | 0:0 |
| MAASMECHELEN | ST. GILLOISE | 2:1 | LOMMEL (V) | 1:5 | FC ANTWERP | 1:4 | VIRTON (V) | 2:2 | DEINZE | 2:0 | WS BRUSSEL | 0:3 |
| ROESELARE | TUBIZE (V) | 1:0 | WS BRUSSEL | 0:0 | GEEL (V) | 3:4 | HEIST | 3:2 | SERAING (V) | 2:1 | KOKSJEDE (V) | 4:2 |
| SERAING | DEINZE | 1:5 | CERCLE BRUGGY (V) | 0:4 | TUBIZE | 0:2 | KOKSJEDE (V) | 3:0 | ROESELARE | 1:2 | HEIST | 5:2 |
| ST. GILLOISE | MAASMECHELEN (V) | 1:2 | DESSEL (V) | 3:1 | DEINZE | 3:0 | EUPEN (V) | 0:0 | FC ANTWERP (V) | 0:2 | ROESELARE | 1:3 |
| TUBIZE | ROESELARE | 0:1 | SERAING (V) | 2:0 | WS BRUSSEL | 2:2 | GEEL (V) | 1:2 | DESSEL (V) | 0:1 | MAASMECHELEN | 1:0 |
| VIRTON | LOMMEL | 1:2 | HEIST (V) | 1:4 | MAASMECHELEN | 2:2 | WS BRUSSEL (V) | 0:1 | LIERSE (V) | 1:1 | SERAING | 2:1 |
| WS BRUSSEL | FC ANTWERP | 0:4 | ROESELARE (V) | 0:0 | LOMMEL | 1:0 | KOKSJEDE | 2:0 | TUBIZE (V) | 2:2 | VIRTON | 1:0 |

TABUĽKA PO 22. KOLE

| 1. | FC ANTWERP <th rowspan="2">20</th> <th rowspan="2">13</th> <th rowspan="2">6</th> <th rowspan="2">1</th> <th rowspan="2">CELKOM</th> <th rowspan="2">38:10 <th rowspan="2">2,40 <th rowspan="2">45</th> <th rowspan="2">6</th> <th rowspan="2">2</th> <th rowspan="2">1</th> <th rowspan="2">14:3 <th rowspan="2">1,89 <th rowspan="2">7</th> <th rowspan="2">4</th> <th rowspan="2">0</th> <th rowspan="2">24:7 <th rowspan="2">2,82 <th rowspan="2">POSTUP</th> </th></th></th></th></th></th> | 20 | 13 | 6 | 1 | CELKOM | 38:10 <th rowspan="2">2,40 <th rowspan="2">45</th> <th rowspan="2">6</th> <th rowspan="2">2</th> <th rowspan="2">1</th> <th rowspan="2">14:3 <th rowspan="2">1,89 <th rowspan="2">7</th> <th rowspan="2">4</th> <th rowspan="2">0</th> <th rowspan="2">24:7 <th rowspan="2">2,82 <th rowspan="2">POSTUP</th> </th></th></th></th></th> | 2,40 <th rowspan="2">45</th> <th rowspan="2">6</th> <th rowspan="2">2</th> <th rowspan="2">1</th> <th rowspan="2">14:3 <th rowspan="2">1,89 <th rowspan="2">7</th> <th rowspan="2">4</th> <th rowspan="2">0</th> <th rowspan="2">24:7 <th rowspan="2">2,82 <th rowspan="2">POSTUP</th> </th></th></th></th> | 45 | 6 | 2 | 1 | 14:3 <th rowspan="2">1,89 <th rowspan="2">7</th> <th rowspan="2">4</th> <th rowspan="2">0</th> <th rowspan="2">24:7 <th rowspan="2">2,82 <th rowspan="2">POSTUP</th> </th></th></th> | 1,89 <th rowspan="2">7</th> <th rowspan="2">4</th> <th rowspan="2">0</th> <th rowspan="2">24:7 <th rowspan="2">2,82 <th rowspan="2">POSTUP</th> </th></th> | 7 | 4 | 0 | 24:7 <th rowspan="2">2,82 <th rowspan="2">POSTUP</th> </th> | 2,82 <th rowspan="2">POSTUP</th> | POSTUP |
|----|--|----|----|---|---|--------|--|---|----|---|---|---|--|--|---|---|---|---|----------------------------------|--------|
| | | | | | | | | | | | | | | | | | | | | |
| 2. | TUBIZE | 20 | 12 | | | | | | | | | | | | | | | | | |

| | | | | | | | | | | | | | | | | | | | |
|------------------|----|---|---|----|-------|------|----|---|---|---|-------|------|---|---|---|-------|------|---|--------|
| 15. MAASMECHELEN | 21 | 3 | 7 | 11 | 21:40 | 2.90 | 16 | 3 | 3 | 5 | 11:15 | 2.36 | 0 | 4 | 6 | 10:25 | 3.50 | 0 | ZOSTUP |
| 16. HEIST | 21 | 2 | 5 | 14 | 29:55 | 4.00 | 11 | 2 | 1 | 7 | 14:24 | 3.80 | 0 | 4 | 7 | 15:31 | 4.18 | 0 | ZOSTUP |
| 17. KOKSUDE | 20 | 0 | 7 | 13 | 17:44 | 3.05 | 7 | 0 | 4 | 5 | 11:22 | 3.67 | 0 | 3 | 8 | 6:22 | 2.55 | 0 | ZOSTUP |

1. GRÉCKA FUTBALOVÁ LIGA

| ČÍSLO UDAL. | DEŇ | DOHRÁVKA 19. KOLA | VYSLEDKY V ROKU | | | | PREDBEŽNÉ KURZY | | | | | VÁŠ TIP | VÝSLEDOK |
|-------------|--------|------------------------|-----------------|-----|-----------|---|-----------------|------|------|------|------|---------|----------|
| | | | 2015-2016 | | 2014-2015 | | 1 | 10 | 0 | 02 | 2 | | |
| | | | D | V | D | V | | | | | | | |
| 1002 | 25.01. | IRAKLIS - FC PLATANIAS | | 0:0 | | | 2.20 | 1.24 | 2.83 | 1.52 | 3.34 | | |

| ČÍSLO UDAL. | DEŇ | ZÁPASY 20. KOLA | VYSLEDKY V ROKU | | | | PREDBEŽNÉ KURZY | | | | | VÁŠ TIP | VÝSLEDOK |
|-------------|--------|------------------------------|-----------------|-----|-----------|-----|-----------------|------|------|------|------|---------|----------|
| | | | 2015-2016 | | 2014-2015 | | 1 | 10 | 0 | 02 | 2 | | |
| | | | D | V | D | V | | | | | | | |
| 1100 | 31.01. | AEK ATHENS - VERGIA | | 2:1 | | | 1.30 | 1.03 | 4.50 | 2.93 | 8.40 | | |
| 1101 | 31.01. | A. TRIPOLIS - LEVADIAKOS | | 1:2 | | 2:1 | 1.55 | 1.07 | 3.50 | 2.15 | 5.50 | | |
| 1102 | 31.01. | GIANNINA - OLYMPIAKOS | | 1:5 | | 3:1 | 2:2 | 9.30 | 3.21 | 4.90 | 1.02 | 1.25 | |
| 1103 | 30.01. | PANATOLIKOS - KALLONI | | 1:5 | | 2:0 | 0:0 | 1.90 | 1.20 | 3.25 | 1.71 | 3.61 | |
| 1104 | 30.01. | PANTHRAKIKOS - PANIONIOS | | 1:1 | | 1:0 | 1:2 | 2.20 | 1.30 | 3.20 | 1.52 | 2.91 | |
| 1105 | 30.01. | PAOK S. - A. ATHINON | | 2:1 | | 2:1 | 0:4 | 1.70 | 1.13 | 3.40 | 1.91 | 4.37 | |
| 1106 | 31.01. | FC PLATANIAS - PANATHINAIKOS | | 0:1 | | 2:3 | 0:3 | 4.37 | 1.91 | 3.40 | 1.13 | 1.70 | |
| 1107 | 31.01. | XANTHI - IRAKLIS | | 1:1 | | | 2.00 | 1.23 | 3.20 | 1.64 | 3.35 | | |

VYSLEDKY POSLEDNYCH ZÁPASOV

| DOMA | POZ. 1 | POZ. 2 | POZ. 3 | POZ. 4 | POZ. 5 | POZ. 6 | POZ. 7 | POZ. 8 | POZ. 9 | POZ. 10 | POZ. 11 | POZ. 12 | POZ. 13 | POZ. 14 | POZ. 15 | POZ. 16 | POZ. 17 | POZ. 18 | POZ. 19 | POZ. 20 | | |
|---------------|----------------|--------|-------------------|--------|-----------------|--------|-------------------|--------|------------------|---------|-------------------|---------|------------------|---------|-------------------|---------|-------------------|---------|-----------------|---------|-------------------|-----|
| A. ATHINON | GIANNINA | 0:2 | XANTHI (V) | 2:2 | FC PLATANIAS | 0:0 | PANIONIOS | 1:0 | KALLONI | 1:0 | PANATOLIKOS (V) | 1:1 | VERGIA | 0:1 | PANATHINAIKOS (V) | 1:1 | A. TRIPOLIS | 0:0 | KALLONI | 3:1 | PANTHRAKIKOS (V) | 0:2 |
| A. TRIPOLIS | PANIONIOS (V) | 0:0 | KALLONI | 3:1 | PANATOLIKOS (V) | 1:2 | PANTHRAKIKOS | 4:0 | VERGIA (V) | 0:1 | PANATHINAIKOS (V) | 0:2 | LEVADIAKOS | 1:2 | PANIONIOS (V) | 1:1 | PAOK S. | 0:1 | XANTHI (V) | 2:0 | GIANNINA | 2:0 |
| AEK ATHENS | PAOK S. | 1:0 | GIANNINA (V) | 2:0 | XANTHI | 2:1 | FC PLATANIAS (V) | 3:0 | LEVADIAKOS | 1:2 | PANIONIOS (V) | 1:1 | VERGIA | 0:1 | XANTHI (V) | 2:0 | FC PLATANIAS | 2:0 | AEK ATHENS | 0:2 | PAOK S. (V) | 1:3 |
| FC PLATANIAS | OLYMPIAKOS | 1:1 | A. ATHINON (V) | 0:0 | AEK ATHENS | 0:3 | PAOK S. (V) | 0:1 | GIANNINA | 0:1 | XANTHI | 1:1 | FC PLATANIAS (V) | 1:0 | IRAKLIS | 1:1 | PANATHINAIKOS (V) | 2:1 | KALLONI | 3:0 | PANATOLIKOS (V) | 0:2 |
| GIANNINA | A. ATHINON (V) | 2:0 | AEK ATHENS | 0:2 | PAOK S. (V) | 1:3 | VERGIA | 2:0 | XANTHI | 1:1 | FC PLATANIAS (V) | 1:0 | IRAKLIS | 1:1 | PANATHINAIKOS (V) | 2:1 | KALLONI | 3:0 | PANATOLIKOS (V) | 0:2 | PANTHRAKIKOS | 4:2 |
| IRAKLIS | LEVADIAKOS (V) | 1:1 | PANIONIOS (V) | 0:1 | KALLONI | 3:0 | PANATOLIKOS (V) | 0:2 | PANTHRAKIKOS | 4:2 | IRAKLIS | 2:0 | OLYMPIAKOS | 0:2 | A. ATHINON (V) | 0:1 | A. TRIPOLIS | 0:0 | GIANNINA | 2:0 | PANATHINAIKOS (V) | 2:4 |
| KALLONI | PANTHRAKIKOS | 2:0 | A. TRIPOLIS (V) | 1:3 | PANATHINAIKOS | 0:2 | IRAKLIS (V) | 0:3 | OLYMPIAKOS | 0:2 | A. ATHINON (V) | 0:1 | AEK ATHENS | 0:1 | IRAKLIS | 2:0 | OLYMPIAKOS (V) | 0:1 | PAOK S. | 0:0 | GIANNINA | 2:0 |
| LEVADIAKOS | PANATHINAIKOS | 0:2 | IRAKLIS | 1:1 | OLYMPIAKOS (V) | 1:3 | AEK ATHENS (V) | 2:1 | PAOK S. | 0:0 | GIANNINA | 2:0 | PANATHINAIKOS | 2:4 | IRAKLIS | 2:0 | OLYMPIAKOS (V) | 0:1 | FC PLATANIAS | 2:0 | AEK ATHENS | 0:2 |
| OLYMPIAKOS | XANTHI | 1:0 | FC PLATANIAS (V) | 1:1 | LEVADIAKOS | 3:1 | PANIONIOS (V) | 3:1 | KALLONI (V) | 2:0 | PANATHINAIKOS | 2:4 | IRAKLIS | 2:0 | OLYMPIAKOS (V) | 0:1 | FC PLATANIAS | 2:0 | AEK ATHENS | 0:2 | PAOK S. (V) | 1:2 |
| PAOK S. | AEK ATHENS (V) | 0:1 | XANTHI (V) | 1:1 | VERGIA | 2:1 | GIANNINA | 3:1 | FC PLATANIAS | 2:0 | LEVADIAKOS (V) | 0:0 | IRAKLIS | 2:0 | OLYMPIAKOS (V) | 0:1 | FC PLATANIAS | 2:0 | AEK ATHENS | 0:2 | PAOK S. (V) | 1:2 |
| PANATOLIKOS | VERGIA (V) | 1:0 | PANTHRAKIKOS (V) | 0:0 | A. TRIPOLIS | 2:1 | PANATHINAIKOS (V) | 2:4 | IRAKLIS | 2:0 | OLYMPIAKOS (V) | 0:1 | FC PLATANIAS | 2:0 | AEK ATHENS | 0:2 | PAOK S. (V) | 1:2 | PANTHRAKIKOS | 4:2 | IRAKLIS | 2:0 |
| PANATHINAIKOS | LEVADIAKOS (V) | 2:0 | PANIONIOS | 0:0 | KALLONI (V) | 2:0 | PANATOLIKOS | 4:2 | PANTHRAKIKOS (V) | 0:1 | A. TRIPOLIS | 2:0 | PANATHINAIKOS | 2:4 | IRAKLIS | 2:0 | OLYMPIAKOS (V) | 0:1 | FC PLATANIAS | 2:0 | AEK ATHENS | 0:2 |
| PANIONIOS | A. TRIPOLIS | 0:0 | PANATHINAIKOS (V) | 0:0 | IRAKLIS | 1:0 | OLYMPIAKOS | 1:3 | A. ATHINON (V) | 0:1 | AEK ATHENS | 0:1 | IRAKLIS | 2:0 | OLYMPIAKOS (V) | 0:1 | FC PLATANIAS | 2:0 | AEK ATHENS | 0:2 | PAOK S. (V) | 1:2 |
| PANTHRAKIKOS | KALLONI (V) | 0:2 | PANATOLIKOS | 0:0 | VERGIA (V) | 0:0 | A. TRIPOLIS (V) | 0:4 | PANATHINAIKOS | 1:0 | IRAKLIS (V) | 0:0 | IRAKLIS | 2:0 | OLYMPIAKOS (V) | 0:1 | FC PLATANIAS | 2:0 | AEK ATHENS | 0:2 | PAOK S. (V) | 1:2 |
| VERGIA | PANATOLIKOS | 0:1 | PAOK S. (V) | 1:2 | PANTHRAKIKOS | 0:0 | GIANNINA (V) | 0:2 | A. TRIPOLIS | 1:0 | XANTHI (V) | 1:1 | VERGIA | 0:1 | PANATHINAIKOS (V) | 2:4 | IRAKLIS | 2:0 | OLYMPIAKOS (V) | 0:1 | FC PLATANIAS | 2:0 |
| XANTHI | OLYMPIAKOS (V) | 0:1 | PAOK S. | 1:1 | A. ATHINON | 2:2 | AEK ATHENS (V) | 1:2 | GIANNINA (V) | 1:1 | VERGIA | 1:1 | VERGIA | 0:1 | PANATHINAIKOS (V) | 2:4 | IRAKLIS | 2:0 | OLYMPIAKOS (V) | 0:1 | FC PLATANIAS | 2:0 |

TABUĽKA PO 19. KOLE

| | CELKOM | DOMA | VONKU | POZN. |
|-----------------------|-----------|-------|-------|-------|
| 1. OLYMPIAKOS | 19 18 1 0 | 49:11 | 3:16 | 55 |
| 2. AEK ATHENS | 19 12 3 4 | 32:15 | 2:47 | 39 |
| 3. PANATHINAIKOS (-3) | 19 12 2 5 | 28:14 | 2:21 | 35 |
| 4. PAOK S. | 19 9 6 4 | 30:22 | 2:74 | 33 |
| 5. A. TRIPOLIS | 19 8 4 7 | 24:21 | 2:37 | 28 |
| 6. PANIONIOS | 19 8 4 7 | 21:18 | 2:05 | 28 |
| 7. GIANNINA | 19 7 3 9 | 23:29 | 2:74 | 24 |
| 8. LEVADIAKOS | 18 6 5 7 | 16:22 | 2:11 | 23 |
| 9. PANATOLIKOS | 19 6 5 8 | 21:30 | 2:68 | 23 |
| 10. IRAKLIS | 18 5 7 6 | 17:20 | 2:06 | 22 |
| 11. FC PLATANIAS | 18 5 5 8 | 17:21 | 2:11 | 20 |
| 12. XANTHI | 19 3 10 6 | 17:20 | 1:95 | 19 |
| 13. VERGIA | 19 4 7 8 | 11:18 | 1:53 | 19 |
| 14. A. ATHINON | 18 5 3 10 | 13:20 | 1:83 | 18 |
| 15. PANTHRAKIKOS | 19 2 7 10 | 12:31 | 2:26 | 13 |
| 16. KALLONI | 19 2 4 13 | 14:33 | 2:47 | 10 |

1. TURECKÁ FUTBALOVÁ LIGA

| ČÍSLO UDAL. | DEŇ | DOHRÁVKA 19. KOLA | VYSLEDKY V ROKU | | | | PREDBEŽNÉ KURZY | | | | | VÁŠ TIP | VÝSLEDOK |
|-------------|--------|------------------------|-----------------|-----|-----------|-----|-----------------|------|------|------|------|---------|----------|
| | | | 2015-2016 | | 2014-2015 | | 1 | 10 | 0 | 02 | 2 | | |
| | | | D | V | D | V | | | | | | | |
| 689 | 25.01. | BASAKSEHIR - KASIMPASA | | 0:1 | 1:1 | 1:0 | 2.20 | 1.21 | 2.85 | 1.57 | 3.60 | | |

| DOMA | POZ. 1 | POZ. 2 | POZ. 3 | POZ. 4 | POZ. 5 | POZ. 6 | POZ. 7 | POZ. 8 | POZ. 9 | POZ. 10 | POZ. 11 | POZ. 12 | POZ. 13 | POZ. 14 | POZ. 15 | POZ. 16 | POZ. 17 | POZ. 18 | POZ. 19 | POZ. 20 | |
|---------------|-----------------|-----------|--------------|--------|---------------|--------|----------------|--------|-----------------|---------|---------------|---------|------------|--------------|---------|-------------|---------|------------|---------|-----------|------|
| BASAKSEHIR | ANTALYASPOR (V) | 2:1 | RIZESPOR (V) | 1:2 | ESKISEHIRSPOR | 2:1 | FENERBAHCE (V) | 0:1 | GENCLERBIR | 2:0 | SIVASSPOR (V) | 2:2 | KASIMPASA | GAZIANTEPSOR | 1:2 | TRABZONSPOR | 1:1 | MERSIN (V) | 2:1 | KONYASPOR | 2:1 |
| KASIMPASA | GAZIANTEPSOR | 1:2 | TRABZONSPOR | 1:1 | MERSIN (V) | 2:1 | KONYASPOR | 2:1 | OSMANLISPOR (V) | 1:0 | GALATASARAY | 2:2 | FENERBAHCE | 19 14 4 1 | 32:14 | 2:42 | 46 | 8 | 2 | 0 | 17:7 |
| FENERBAHCE | BESIKTAS | 19 13 2 2 | 41:18 | 3:47 | 41 | 6 | 2 | 0 | 2 | 18:10 | 3:11 | 7 | 1 | 0 | 23:8 | 3:88 | LM | | | | |
| GALATASARAY | BASAKSEHIR | 19 9 6 4 | 43:27 | 3:68 | 33 | 6 | 2 | 1 | 24:11 | 3:89 | 3 | 4 | 3 | 19:16 | 3:50 | EL | | | | | |
| KONYASPOR | KASIMPASA | 19 9 5 5 | 22:24 | 2:42 | 32 | 6 | 2 | 1 | 14:10 | 2:67 | 3 | 3 | 4 | 8:14 | 2:20 | EL | | | | | |
| KASIMPASA | AKHISAR BLD | 18 8 6 4 | 24:16 | 2:22 | 30 | 4 | 3 | 3 | 12:11 | 2:30 | 4 | 3 | 1 | 12:5 | 2:13 | | | | | | |
| AKHISAR BLD | GAZIANTEPSOR | 19 8 6 5 | 24:19 | 2:26 | 30 | 6 | 2 | 1 | 10:4 | 1:56 | 2 | 4 | 4 | 14:15 | 2:90 | | | | | | |
| GAZIANTEPSOR | RIZESPOR | 19 7 5 7 | 21:27 | 2:53 | 26 | 4 | 1 | 4 | 10:14 | 2:67 | 3 | 4 | 3 | 11:13 | 2:40 | | | | | | |
| RIZESPOR | TRABZONSPOR | 19 6 6 7 | 27:27 | 2:84 | 24 | 4 | 3 | 3 | 20:15 | 3:50 | 2 | 3 | 4 | 7:12 | 2:11 | | | | | | |
| TRABZONSPOR | BURSASPOR | 18 7 3 8 | 24:26 | 2:78 | 24 | 4 | 2 | 2 | 13:8 | 2:63 | 3 | 1 | 6 | 11:18 | 2:90 | | | | | | |
| BURSASPOR | OSMANLISPOR | 19 8 0 11 | 23:31 | 2:84 | 24 | 5 | 0 | 5 | 13:15 | 2:80 | 3 | 0 | 6 | 10:16 | 2:89 | | | | | | |
| OSMANLISPOR | KAYSERISPOR | 19 6 4 9 | 25:22 | 2:47 | 22 | 2 | 1 | 6 | 10:15 | 2:78 | 4 | 3 | 3 | 15:7 | 2:20 | | | | | | |
| KAYSERISPOR | ANTALYASPOR | 19 5 7 7 | 16:18 | 1:79 | 22 | 2 | 4 | 4 | 7:9 | 1:60 | 3 | 3 | 3 | 9:9 | 2:00 | | | | | | |
| ANTALYASPOR | GENCLERBIR | 19 5 6 8 | 26:34 | 3:16 | 21 | 3 | 5 | 2 | 13:13 | 2:60 | 2 | 1 | 6 | 13:21 | 3:78 | | | | | | |
| GENCLERBIR | SIVASSPOR | 19 5 4 10 | 18:27 | 2:37 | 19 | 4 | 3 | 3 | 11:9 | 2:00 | 1 | 1 | 7 | 7:18 | 2:78 | | | | | | |
| SIVASSPOR | ESKISEHIRSPOR | 19 2 8 9 | 19:28 | 2:47 | 14 | 1 | 6 | 2 | 11:11 | 2:44 | 1 | 2 | 7 | 8:17 | 2:50 | | | | | ZOSTUP | |
| ESKISEHIRSPOR | MERSIN | 19 4 1 14 | 19:40 | 3:11 | 13 | 3 | 1 | 6 | 13:20 | 3:30 | 1 | 0 | 8 | 6:20 | 2:89 | | | | | ZOSTUP | |
| MERSIN | | 18 2 5 11 | 21:36 | 3:17 | 11 | 2 | 2 | 5 | 12:19 | 3:44 | 0 | 3 | 6 | 9:17 | 2:89 | | | | | ZOSTUP | |

TABUĽKA PO 19. KOLE

| | CELKOM | DOMA | VONKU | POZN. |
|----------------|-----------|-------|-------|-------|
| 1. FENERBAHCE | 19 14 4 1 | 32:14 | 2:42 | 46 |
| 2. BESIKTAS | 19 13 2 2 | 41:18 | 3:47 | 41 |
| 3. GALATASARAY | 19 9 6 4 | 43:27 | 3:68 | 33 |
| 4. BASAKSEHIR | 18 10 2 6 | 26:17 | 2:39 | 32 |
| 5. KONYASPOR | 19 9 5 5 | 22:24 | 2:42 | 32 |

| | | | | | | | | | | | | | | | | | | |
|------------------|----|---|---|----|-------|------|----|---|---|---|-------|------|---|---|---|-------|------|----------|
| 11. E.ARADIPPOU | 20 | 4 | 6 | 10 | 17:31 | 2.40 | 18 | 3 | 3 | 4 | 11:15 | 2.60 | 1 | 3 | 6 | 6:16 | 2.20 | O ZOSTUP |
| 12. PAFOS FC | 20 | 2 | 9 | 9 | 22:36 | 2.90 | 15 | 2 | 5 | 3 | 15:13 | 2.80 | 0 | 4 | 6 | 7:23 | 3.00 | O ZOSTUP |
| 13. E. PARALIMNI | 20 | 3 | 6 | 11 | 23:38 | 3.05 | 15 | 2 | 4 | 4 | 10:17 | 2.70 | 1 | 2 | 7 | 13:21 | 3.40 | ZOSTUP |
| 14. AYIA NAPA | 19 | 0 | 6 | 13 | 15:43 | 3.05 | 6 | 0 | 2 | 8 | 8:25 | 3.30 | 0 | 4 | 5 | 7:18 | 2.78 | ZOSTUP |

1. NOVOZÉLANDSKÁ FUTBALOVÁ LIGA

| TABUĽKA | | CELKOM | | | | | DOMA | | | | | VONKU | | | | | POZN. |
|--------------------|---|--------|---|---|-------|----|------|---|---|------|---|-------|---|-------|----------|--|-------|
| 1. AUCKLAND CITY | 8 | 6 | 2 | 0 | 23:8 | 20 | 3 | 1 | 0 | 12:5 | 3 | 1 | 0 | 11:3 | PLAY OFF | | |
| 2. HAWKES BAY | 9 | 5 | 3 | 1 | 20:12 | 18 | 2 | 2 | 0 | 12:7 | 3 | 1 | 1 | 8:5 | PLAY OFF | | |
| 3. CANTERBURY UTD. | 9 | 5 | 1 | 3 | 16:13 | 16 | 3 | 0 | 1 | 7:4 | 2 | 1 | 2 | 9:9 | PLAY OFF | | |
| 4. WAIRĀPOU UTD. | 9 | 5 | 0 | 4 | 21:13 | 15 | 2 | 0 | 3 | 10:6 | 3 | 0 | 1 | 11:7 | PLAY OFF | | |
| 5. T. WELLINGTON | 8 | 4 | 3 | 1 | 20:14 | 15 | 3 | 2 | 0 | 14:8 | 1 | 1 | 1 | 6:6 | | | |
| 6. WAITĀKERE UTD. | 9 | 3 | 0 | 6 | 11:23 | 9 | 2 | 0 | 2 | 7:11 | 1 | 0 | 4 | 4:12 | | | |
| 7. WELLINGTON | 9 | 1 | 1 | 7 | 16:28 | 4 | 1 | 0 | 3 | 6:11 | 0 | 1 | 4 | 10:17 | | | |
| 8. SOUTHERN UTD. | 9 | 1 | 0 | 8 | 6:22 | 3 | 1 | 0 | 4 | 4:9 | 0 | 0 | 4 | 2:13 | | | |

1. AUSTRÁLSKA FUTBALOVÁ LIGA

| ČÍSLO UDAL. | DEŇ | DOHRÁVKY 16. KOLA | | VYSLEDKY V ROKU | | | | | | | | PREDBEŽNÉ KURZY | | | | | VÁŠ TIP | VÝSLEDOK | |
|-------------|--------|-------------------|---|-----------------|--|--|--|-----------|--|--|--|-----------------|----|---|----|---|---------|----------|--|
| | | | | 2015-2016 | | | | 2014-2015 | | | | 1 | 10 | 0 | 02 | 2 | | | |
| 1196 | 25.01. | MELBOURNE CITY | - | WELLINGTON | | | | | | | | | | | | | | | |
| 1197 | 26.01. | MELBOURNE V. | - | FC SYDNEY | | | | | | | | | | | | | | | |

| ČÍSLO UDAL. | DEŇ | ZÁPASY 17. KOLA | | VYSLEDKY V ROKU | | | | | | | | PREDBEŽNÉ KURZY | | | | | VÁŠ TIP | VÝSLEDOK | |
|-------------|--------|-----------------|---|-----------------|--|--|--|-----------|--|--|--|-----------------|----|---|----|---|---------|----------|--|
| | | | | 2015-2016 | | | | 2014-2015 | | | | 1 | 10 | 0 | 02 | 2 | | | |
| 1093 | 29.01. | WESTERN SYDNEY | - | MELBOURNE CITY | | | | | | | | | | | | | | | |
| 1094 | 30.01. | WELLINGTON | - | CENTRAL C. | | | | | | | | | | | | | | | |
| 1095 | 30.01. | FC SYDNEY | - | BRISBANE | | | | | | | | | | | | | | | |
| 1096 | 30.01. | PERTH | - | MELBOURNE V. | | | | | | | | | | | | | | | |
| 1097 | 31.01. | ADELAIDE | - | NEWCASTLE J. | | | | | | | | | | | | | | | |

| VYSLEDKY POSLEDNÝCH ZÁPASOV | | | | | | | | | | (OZNAČENIE PÍSMENOM (V) ZNAMENÁ ZÁPAS HRANY VONKU) | | | | | | | | | |
|-----------------------------|--------------------|-----|------------------|-----|--------------------|-----|--------------------|-----|--------------------|--|------------------|-----|--|--|--|--|--|--|--|
| ADELAIDE | BRISBANE (V) | 4:1 | CENTRAL C. | 3:1 | PERTH (V) | 3:1 | WESTERN SYDNEY (V) | 0:0 | WELLINGTON | 3:0 | NEWCASTLE J. (V) | 0:0 | | | | | | | |
| BRISBANE | ADELAIDE | 1:4 | MELBOURNE V. (V) | 0:4 | WELLINGTON (V) | 0:0 | PERTH | 2:1 | MELBOURNE CITY | 3:1 | CENTRAL C. (V) | 1:0 | | | | | | | |
| CENTRAL C. | WESTERN SYDNEY | 1:2 | ADELAIDE (V) | 1:3 | MELBOURNE V. | 3:3 | WELLINGTON | 3:1 | FC SYDNEY (V) | 1:4 | BRISBANE | 0:1 | | | | | | | |
| FC SYDNEY | WESTERN SYDNEY (V) | 2:1 | NEWCASTLE J. | 2:1 | MELBOURNE CITY (V) | 2:2 | CENTRAL C. | 4:1 | WELLINGTON (V) | 1:1 | ADELAIDE (V) | 1:2 | | | | | | | |
| MELBOURNE CITY | PERTH (V) | 2:2 | WESTERN SYDNEY | 3:2 | FC SYDNEY | 2:2 | BRISBANE (V) | 1:3 | MELBOURNE V. | 2:1 | NEWCASTLE J. (V) | 4:0 | | | | | | | |
| MELBOURNE V. | BRISBANE | 4:0 | CENTRAL C. (V) | 3:3 | NEWCASTLE J. (V) | 1:0 | PERTH | 1:1 | MELBOURNE CITY (V) | 1:2 | PERTH (V) | 0:1 | | | | | | | |
| NEWCASTLE J. | PERTH | 1:6 | WELLINGTON | 3:1 | FC SYDNEY (V) | 0:2 | MELBOURNE V. | 0:1 | WESTERN SYDNEY (V) | 0:2 | ADELAIDE | 0:0 | | | | | | | |
| PERTH | NEWCASTLE J. (V) | 6:1 | MELBOURNE CITY | 2:2 | ADELAIDE | 1:3 | BRISBANE (V) | 1:2 | MELBOURNE V. (V) | 1:1 | WESTERN SYDNEY | 2:2 | | | | | | | |
| WELLINGTON | NEWCASTLE J. (V) | 1:3 | BRISBANE | 0:0 | CENTRAL C. (V) | 1:3 | ADELAIDE (V) | 0:3 | FC SYDNEY | 1:1 | BRISBANE (V) | 1:2 | | | | | | | |
| WESTERN SYDNEY | CENTRAL C. (V) | 2:1 | FC SYDNEY | 1:2 | MELBOURNE CITY (V) | 2:3 | ADELAIDE | 0:0 | NEWCASTLE J. | 2:0 | PERTH (V) | 2:2 | | | | | | | |

| TABUĽKA | | CELKOM | | | | | DOMA | | | | | VONKU | | | | | POZN. | |
|-------------------|----|--------|---|----|-------|------|------|---|---|---|-------|-------|---|---|---|-------|-------|----------|
| 1. WESTERN SYDNEY | 16 | 9 | 3 | 4 | 25:16 | 2:56 | 30 | 5 | 1 | 2 | 11:7 | 2:25 | 4 | 2 | 2 | 14:9 | 2:88 | PLAY OFF |
| 2. BRISBANE | 16 | 8 | 4 | 4 | 23:20 | 2:69 | 28 | 6 | 1 | 1 | 15:9 | 3:00 | 2 | 3 | 3 | 8:11 | 2:38 | PLAY OFF |
| 3. FC SYDNEY | 15 | 7 | 6 | 2 | 21:13 | 2:27 | 27 | 4 | 3 | 1 | 11:6 | 2:13 | 3 | 3 | 1 | 10:7 | 2:43 | PLAY OFF |
| 4. MELBOURNE CITY | 15 | 7 | 4 | 4 | 37:26 | 4:20 | 25 | 4 | 1 | 2 | 17:13 | 4:29 | 3 | 3 | 2 | 20:13 | 4:13 | PLAY OFF |
| 5. MELBOURNE V. | 15 | 7 | 3 | 5 | 24:18 | 2:80 | 24 | 5 | 1 | 0 | 15:5 | 3:33 | 2 | 2 | 5 | 9:13 | 2:44 | PLAY OFF |
| 6. ADELAIDE | 16 | 6 | 5 | 5 | 23:21 | 2:75 | 23 | 4 | 3 | 1 | 12:7 | 2:38 | 2 | 2 | 4 | 11:14 | 3:13 | PLAY OFF |
| 7. PERTH | 16 | 4 | 4 | 8 | 23:26 | 3:06 | 16 | 3 | 3 | 2 | 12:11 | 2:88 | 1 | 1 | 6 | 11:15 | 3:25 | |
| 8. WELLINGTON | 15 | 4 | 4 | 7 | 25:25 | 2:87 | 16 | 3 | 2 | 1 | 11:7 | 3:00 | 1 | 2 | 6 | 7:18 | 2:78 | |
| 9. NEWCASTLE J. | 16 | 4 | 4 | 8 | 13:25 | 2:38 | 16 | 2 | 3 | 5 | 8:17 | 2:50 | 2 | 1 | 3 | 5:8 | 2:17 | |
| 10. CENTRAL C. | 16 | 2 | 3 | 11 | 20:37 | 3:56 | 9 | 2 | 2 | 5 | 13:20 | 3:67 | 0 | 1 | 6 | 7:17 | 3:43 | |

1. MEXICKÁ FUTBALOVÁ LIGA

| TABUĽKA | | CELKOM | | | | | DOMA | | | | | VONKU | | | | | POZN. |
|------------------|---|--------|---|---|-----|---|------|---|---|-----|---|-------|---|-----|----------|--|-------|
| 1. LEÓN | 3 | 3 | 0 | 0 | 8:3 | 9 | 2 | 0 | 0 | 5:2 | 1 | 0 | 0 | 3:1 | PLAY OFF | | |
| 2. MONTERREY | 3 | 3 | 0 | 0 | 5:1 | 9 | 2 | 0 | 0 | 2:0 | 1 | 0 | 0 | 3:1 | PLAY OFF | | |
| 3. PACHUCA | 3 | 2 | 1 | 0 | 6:2 | 7 | 1 | 0 | 0 | 1:0 | 1 | 1 | 0 | 5:2 | PLAY OFF | | |
| 4. SANTOS LAGUNA | 3 | 2 | 0 | 1 | 4:3 | 6 | 1 | 0 | 0 | 1:0 | 1 | 0 | 1 | 3:3 | PLAY OFF | | |
| 5. AMÉRICA | 3 | 1 | 1 | 1 | 4:4 | 4 | 0 | 1 | 1 | 1:4 | 1 | 0 | 0 | 3:0 | PLAY OFF | | |
| 6. TOLUCA | 3 | 1 | 1 | 1 | 4:4 | 4 | 1 | 0 | 0 | 1:0 | 0 | 1 | 1 | 3:4 | PLAY OFF | | |
| 7. CHIAPAS | 3 | 1 | 1 | 1 | 2:2 | 4 | 1 | 1 | 0 | 2:1 | 0 | 0 | 1 | 0:1 | PLAY OFF | | |
| 8. Tijuana | 3 | 1 | 1 | 1 | 3:4 | 4 | 0 | 1 | 1 | 2:4 | 1 | 0 | 0 | 1:0 | PLAY OFF | | |
| 9. PUEBLA | 3 | 1 | 1 | 1 | 2:3 | 4 | 0 | 0 | 1 | 1:3 | 1 | 1 | 0 | 1:0 | | | |
| 10. TIGRES | 2 | 1 | 0 | 1 | 2:1 | 3 | 1 | 0 | 0 | 2:0 | 0 | 0 | 1 | 0:1 | | | |
| 11. QUERETARO | 3 | 1 | 0 | 2 | 4:4 | 3 | 1 | 0 | 1 | 4:3 | 0 | 0 | 1 | 0:1 | | | |
| 12. PUMAS UNAM | 3 | 1 | 0 | 2 | 3:4 | 3 | 1 | 0 | 1 | 3:3 | 0 | 0 | 1 | 0:1 | | | |
| 13. ATLAS | 3 | 1 | 0 | 2 | 3:5 | 3 | 0 | 0 | 1 | 0:3 | 1 | 0 | 1 | 3:2 | | | |
| 14. CHIVAS | 2 | 0 | 2 | 0 | 3:3 | 2 | 0 | 1 | 0 | 2:2 | 0 | 1 | 0 | 1:1 | | | |
| 15. CRUZ AZUL | 3 | 0 | 2 | 1 | 5:6 | 2 | 0 | 1 | 0 | 1:1 | 0 | 1 | 1 | 4:5 | | | |
| 16. VERACRUZ | 3 | 0 | 2 | 1 | 4:6 | 2 | 0 | 0 | 1 | 1:3 | 0 | 2 | 0 | 3:3 | | | |
| 17. MORELIA | 3 | 0 | 2 | 1 | 3:5 | 2 | 0 | 2 | 0 | 3:3 | 0 | 0 | 1 | 0:2 | | | |
| 18. DORADOS | 3 | 0 | 0 | 3 | 0:5 | 0 | 0 | 0 | 1 | 0:1 | 0 | 0 | 2 | 0:4 | | | |

1. CHILSKÁ FUTBALOVÁ LIGA

| TABUĽKA | | CELKOM | | | | | DOMA | | | | | VONKU | | | | | POZN. |
|--------------------|---|--------|---|---|-----|---|------|---|---|-----|---|-------|---|-----|-------------|--|-------|
| 1. SANTIAGO W. | 2 | 2 | 0 | 0 | 5:1 | 6 | 1 | 0 | 0 | 3:1 | 1 | 0 | 0 | 2:0 | COPA LIBER. | | |
| 2. U. CATOLICA | 2 | 1 | 1 | 0 | 6:3 | 4 | 0 | 1 | 0 | 2:2 | 1 | 0 | 0 | 4:1 | PLAY OFF | | |
| 3. COLO COLO | 2 | 1 | 1 | 0 | 4:1 | 4 | 0 | 1 | 0 | 1:1 | 1 | 0 | 0 | 3:0 | PLAY OFF | | |
| 4. HUACHIPATO | 2 | 1 | 1 | 0 | 4:1 | 4 | 1 | 0 | 0 | 3:0 | 0 | 1 | 0 | 1:1 | PLAY OFF | | |
| 5. O'HIGGINS | 1 | 1 | 0 | 0 | 4:0 | 3 | 1 | 0 | 0 | 4:0 | 0 | 0 | 0 | 0:0 | PLAY OFF | | |
| 6. PALESTINO | 1 | 1 | 0 | 0 | 2:1 | 3 | 1 | 0 | 0 | 2:1 | 0 | 0 | 0 | 0:0 | | | |
| 7. U. CONCEPCION | 2 | 1 | 0 | 1 | 2:4 | 3 | 1 | 0 | 0 | 2:1 | 0 | 0 | 1 | 0:3 | | | |
| 8. IQUIQUE | 2 | 0 | 2 | 0 | 3:3 | 2 | 0 | 1 | 0 | 1:1 | 0 | 1 | 0 | 0:2 | | | |
| 9. U. ESPAÑOLA | 1 | 0 | 1 | 0 | 1:1 | 1 | 0 | 0 | 0 | 0:0 | 0 | 1 | 0 | 1:1 | | | |
| 10. U. CHILE | 1 | 0 | 1 | 0 | 1:1 | 1 | 0 | 0 | 0 | 0:0 | 0 | 1 | 0 | 1:1 | | | |
| 11. COBRESAL | 1 | 0 | 1 | 0 | 0:0 | 1 | 0 | 0 | 0 | 0:0 | 0 | 1 | 0 | 0:0 | | | |
| 12. ANTOFAGASTA | 2 | 0 | 1 | 1 | 2:3 | 1 | 0 | 1 | 0 | 1:1 | 0 | 0 | 1 | 1:2 | | | |
| 13. SAN LUIS DE Q. | 2 | 0 | 1 | 1 | 1:3 | 1 | 0 | 1 | 0 | 0:0 | 0 | 0 | 1 | 1:3 | | | |
| 14. SAN MARCOS | 1 | 0 | 0 | 1 | 0:2 | 0 | 0 | 0 | 1 | 0:2 | 0 | 0 | 0 | 0:0 | | | |
| 15. AUDAX | 2 | 0 | 0 | 2 | 1:5 | 0 | 0 | 0 | 1 | 0:3 | 0 | 0 | 1 | 1:2 | | | |
| 16. LA CALERA | 2 | 0 | 0 | 2 | 1:8 | 0 | 0 | 0 | 1 | 1:4 | 0 | 0 | 1 | 0:4 | | | |

1. GUATEMALSKÁ FUTBALOVÁ LIGA

| TABUĽKA | | CELKOM | | | | | DOMA | | | | | VONKU | | | | | POZN. |
|------------------|---|--------|---|---|-----|---|------|---|---|-----|---|-------|---|-----|----------|--|-------|
| 1. ANTIGUA GFC | 2 | 2 | 0 | 0 | 5:1 | 6 | 1 | 0 | 0 | 2:0 | 1 | 0 | 0 | 3:1 | PLAY OFF | | |
| 2. SUCHITEPEQUEZ | 2 | 2 | 0 | 0 | 5:2 | 6 | 1 | 0 | 0 | 3:1 | 1 | 0 | 0 | 2:1 | PLAY OFF | | |
| 3. MICTLAN | 2 | 2 | 0 | 0 | 2:0 | 6 | 1 | 0 | 0 | 1:0 | 1 | 0 | 0 | 1:0 | PLAY OFF | | |
| 4. MALACATECO | 2 | 1 | 0 | 1 | 2:1 | 3 | 1 | 0 | 0 | 2:0 | 0 | 0 | 1 | 0:1 | PLAY OFF | | |
| 5. COBÁN | 2 | 0 | 2 | 0 | 1:1 | 2 | 0 | 1 | | | | | | | | | |

| | | | | | | | | | | | | | | | |
|-----------------|---|---|---|---|-----|---|---|---|---|-----|---|---|---|-----|----------|
| 3. UCR SAN JOSE | 1 | 1 | 0 | 0 | 3:1 | 3 | 1 | 0 | 0 | 3:1 | 0 | 0 | 0 | 0:0 | PLAY OFF |
| 4. DEP SAPRISSA | 1 | 1 | 0 | 0 | 2:1 | 3 | 1 | 0 | 0 | 2:1 | 0 | 0 | 0 | 0:0 | PLAY OFF |
| 5. CARTAGINES | 1 | 1 | 0 | 0 | 1:0 | 3 | 1 | 0 | 0 | 1:0 | 0 | 0 | 0 | 0:0 | |
| 6. ALAJUELENSE | 2 | 1 | 0 | 1 | 2:2 | 3 | 0 | 0 | 0 | 0:0 | 1 | 0 | 1 | 2:2 | |
| 7. CS URUGUAJ | 2 | 1 | 0 | 1 | 1:2 | 3 | 1 | 0 | 0 | 1:0 | 0 | 0 | 1 | 0:2 | |
| 8. BELÉN SIGLO | 1 | 0 | 0 | 1 | 1:2 | 0 | 0 | 0 | 0 | 0:0 | 0 | 0 | 1 | 1:2 | |
| 9. LIMÓN | 1 | 0 | 0 | 1 | 0:1 | 0 | 0 | 0 | 0 | 0:0 | 0 | 0 | 1 | 0:1 | |
| 10. CARMELITA | 2 | 0 | 0 | 2 | 2:5 | 0 | 0 | 0 | 1 | 1:2 | 0 | 0 | 1 | 1:3 | |
| 11. M.LIBERIA | 2 | 0 | 0 | 2 | 2:5 | 0 | 0 | 0 | 1 | 1:2 | 0 | 0 | 1 | 1:3 | |
| 12. GUAPILES | 1 | 0 | 0 | 1 | 0:3 | 0 | 0 | 0 | 0 | 0:0 | 0 | 0 | 1 | 0:3 | |

1. PARAGUAYSKÁ FUTBALOVÁ LIGA

| KONEČNÁ TABUĽKA MINULEHO ROČNIKA | CELKOM | | | | DOMA | | | | VONKU | | | | POZN. | | |
|----------------------------------|--------|----|---|----|-------|----|---|---|-------|-------|---|---|-------|-------|----|
| 1. CERRO PORTENO | 22 | 16 | 4 | 2 | 41:19 | 52 | 7 | 3 | 1 | 19:11 | 9 | 1 | 1 | 22:8 | CL |
| 2. GUARANI A. | 22 | 15 | 2 | 5 | 40:26 | 47 | 8 | 1 | 2 | 19:10 | 7 | 1 | 3 | 21:16 | |
| 3. LIBERTAD A. | 22 | 10 | 8 | 4 | 30:23 | 38 | 5 | 4 | 2 | 18:12 | 5 | 4 | 2 | 12:11 | |
| 4. OLIMPIA A. | 22 | 9 | 8 | 5 | 32:22 | 35 | 5 | 4 | 2 | 18:11 | 4 | 4 | 3 | 14:11 | |
| 5. SP. LUQUEÑO | 22 | 10 | 4 | 8 | 35:29 | 34 | 6 | 1 | 4 | 16:13 | 4 | 3 | 4 | 19:16 | |
| 6. SOL DE AMER. | 22 | 8 | 7 | 7 | 20:26 | 31 | 4 | 2 | 5 | 17:17 | 4 | 5 | 2 | 9:9 | |
| 7. RUBIO NU | 22 | 6 | 8 | 8 | 34:36 | 26 | 4 | 4 | 3 | 17:14 | 2 | 4 | 5 | 17:22 | |
| 8. NACIONAL A. | 22 | 5 | 7 | 10 | 28:37 | 22 | 1 | 4 | 6 | 10:19 | 4 | 3 | 4 | 18:18 | |
| 9. SANTANI | 22 | 4 | 9 | 9 | 27:33 | 21 | 2 | 5 | 4 | 16:18 | 2 | 4 | 5 | 11:15 | |
| 10. GEN. DÍAZ | 22 | 5 | 6 | 11 | 26:32 | 21 | 1 | 2 | 8 | 11:17 | 4 | 4 | 3 | 15:15 | |
| 11. CAPIATÁ | 22 | 5 | 6 | 11 | 29:41 | 21 | 2 | 4 | 5 | 11:14 | 3 | 2 | 6 | 18:27 | |
| 12. SP.SAN LORENZO | 22 | 2 | 5 | 15 | 24:48 | 11 | 0 | 3 | 8 | 15:29 | 2 | 2 | 7 | 9:19 | |

1. VENEZUELSKÁ FUTBALOVÁ LIGA

| KONEČNÁ TABUĽKA MINULEHO ROČNIKA | CELKOM | | | | DOMA | | | | VONKU | | | | POZN. | | |
|----------------------------------|--------|----|----|----|-------|----|---|---|-------|-------|---|---|-------|-------|----------|
| 1. LA GUAJIRA | 19 | 12 | 6 | 1 | 35:13 | 42 | 7 | 2 | 1 | 19:7 | 5 | 4 | 0 | 16:6 | PLAY OFF |
| 2. ZAMORA | 19 | 12 | 4 | 3 | 43:22 | 40 | 8 | 2 | 0 | 26:8 | 4 | 2 | 3 | 17:14 | PLAY OFF |
| 3. TACHIRA | 19 | 8 | 9 | 2 | 37:17 | 33 | 4 | 5 | 1 | 24:8 | 4 | 4 | 1 | 13:9 | PLAY OFF |
| 4. Z. MARACAIBO | 19 | 8 | 9 | 2 | 32:16 | 33 | 5 | 4 | 1 | 21:9 | 3 | 5 | 1 | 11:7 | PLAY OFF |
| 5. ARAGUA | 19 | 9 | 5 | 5 | 25:20 | 32 | 4 | 3 | 2 | 13:8 | 5 | 2 | 3 | 12:12 | PLAY OFF |
| 6. MINEROS | 19 | 8 | 7 | 4 | 33:20 | 31 | 7 | 3 | 0 | 27:10 | 1 | 4 | 4 | 6:10 | PLAY OFF |
| 7. FC CARACAS | 19 | 7 | 10 | 2 | 23:10 | 31 | 5 | 4 | 1 | 14:6 | 2 | 6 | 1 | 9:4 | PLAY OFF |
| 8. LARA | 19 | 9 | 4 | 6 | 26:22 | 31 | 7 | 1 | 2 | 17:9 | 2 | 3 | 4 | 9:13 | PLAY OFF |
| 9. TRUJILLANOS | 19 | 8 | 6 | 5 | 25:22 | 30 | 6 | 2 | 1 | 15:6 | 2 | 4 | 4 | 10:16 | |
| 10. ANZOATEGUI | 19 | 7 | 3 | 9 | 24:26 | 24 | 4 | 2 | 3 | 17:12 | 3 | 1 | 6 | 7:14 | |
| 11. EST.CARACAS | 19 | 5 | 9 | 5 | 18:27 | 24 | 2 | 7 | 0 | 12:9 | 3 | 2 | 5 | 6:18 | |
| 12. CARABOBO | 19 | 4 | 11 | 4 | 16:16 | 23 | 2 | 6 | 1 | 10:5 | 2 | 5 | 3 | 6:11 | |
| 13. GUANARE | 19 | 5 | 7 | 7 | 20:21 | 22 | 5 | 2 | 2 | 12:5 | 0 | 5 | 5 | 8:16 | |
| 14. PORTUGUESA FC | 19 | 6 | 2 | 11 | 22:27 | 20 | 4 | 1 | 5 | 14:11 | 2 | 1 | 6 | 8:16 | |
| 15. EST. MERIDA | 19 | 5 | 4 | 10 | 16:25 | 19 | 4 | 3 | 2 | 10:6 | 1 | 1 | 8 | 6:19 | |
| 16. ATL.VENEZUELA | 19 | 4 | 4 | 11 | 17:28 | 16 | 3 | 1 | 6 | 11:16 | 1 | 3 | 5 | 6:12 | |
| 17. URENA FC | 19 | 3 | 7 | 9 | 18:40 | 16 | 2 | 4 | 3 | 8:12 | 1 | 3 | 6 | 10:28 | |
| 18. PETARE | 19 | 3 | 6 | 10 | 11:32 | 15 | 0 | 4 | 5 | 3:10 | 3 | 2 | 5 | 8:22 | |
| 19. METROPOLITANOS | 19 | 4 | 2 | 13 | 14:30 | 14 | 2 | 1 | 6 | 6:10 | 2 | 1 | 7 | 8:20 | BARAZ |
| 20. TUCANES | 19 | 3 | 5 | 11 | 12:33 | 14 | 3 | 3 | 4 | 7:14 | 0 | 2 | 7 | 5:19 | ZOSTUP |

1. BOLÍVIJSKÁ FUTBALOVÁ LIGA

| KONEČNÁ TABUĽKA MINULEHO ROČNIKA | CELKOM | | | | DOMA | | | | VONKU | | | | POZN. | | |
|----------------------------------|--------|----|---|----|-------|----|---|---|-------|-------|---|---|-------|-------|--|
| 1. SPORT BOYS W. | 22 | 14 | 3 | 5 | 36:17 | 45 | 8 | 2 | 1 | 23:6 | 6 | 1 | 4 | 13:11 | |
| 2. BOLIVAR | 22 | 14 | 1 | 7 | 52:36 | 43 | 7 | 0 | 4 | 27:18 | 7 | 1 | 3 | 25:18 | |
| 3. THE STRONGEST | 22 | 11 | 6 | 5 | 45:26 | 39 | 5 | 3 | 3 | 27:15 | 6 | 3 | 2 | 18:11 | |
| 4. UN.SUCRE | 22 | 10 | 6 | 6 | 44:43 | 36 | 7 | 2 | 2 | 25:14 | 3 | 4 | 4 | 19:29 | |
| 5. O.PETROLERO | 22 | 9 | 7 | 6 | 32:30 | 34 | 7 | 4 | 0 | 20:6 | 2 | 3 | 6 | 12:24 | |
| 6. J.WILSTERMANN | 22 | 8 | 9 | 5 | 34:30 | 33 | 6 | 5 | 0 | 22:12 | 2 | 4 | 5 | 12:18 | |
| 7. CICLÓN | 22 | 9 | 3 | 10 | 31:38 | 30 | 5 | 1 | 5 | 18:20 | 4 | 2 | 5 | 13:18 | |
| 8. BLOOMING | 22 | 6 | 7 | 9 | 32:38 | 25 | 6 | 3 | 2 | 19:14 | 0 | 4 | 7 | 13:24 | |
| 9. SAN JOSE O. | 22 | 6 | 6 | 10 | 31:37 | 24 | 4 | 3 | 4 | 16:18 | 2 | 3 | 6 | 15:19 | |
| 10. NAC. POTOSÍ | 22 | 5 | 6 | 11 | 38:48 | 21 | 4 | 4 | 3 | 19:17 | 1 | 2 | 8 | 19:31 | |
| 11. PETROLERO Y. | 22 | 5 | 4 | 13 | 20:35 | 19 | 4 | 3 | 4 | 16:13 | 1 | 1 | 9 | 4:22 | |
| 12. REAL POTOSÍ | 22 | 5 | 2 | 15 | 31:48 | 17 | 5 | 0 | 6 | 21:20 | 0 | 2 | 9 | 10:28 | |

| | | | | | | | | | | | | | | | | | | |
|----------------|----|----|----|----|---------|------|----|----|---|----|-------|------|----|---|----|-------|------|------------|
| 4. PLZEN | 39 | 18 | 7 | 14 | 120:106 | 5.62 | 65 | 8 | 4 | 8 | 51:50 | 4.85 | 10 | 3 | 6 | 69:56 | 6.42 | PLAY OFF |
| 5. OLOMOUC | 39 | 16 | 10 | 13 | 87:87 | 4.21 | 63 | 10 | 5 | 6 | 53:41 | 4.24 | 6 | 5 | 7 | 34:46 | 4.17 | PLAY OFF |
| 6. M. BOLESLAV | 39 | 16 | 10 | 13 | 107:105 | 5.18 | 62 | 11 | 7 | 3 | 62:43 | 4.67 | 5 | 3 | 10 | 45:62 | 5.78 | PLAY OFF |
| 7. ZLIN | 39 | 15 | 9 | 15 | 88:93 | 4.41 | 58 | 9 | 3 | 8 | 52:50 | 4.95 | 6 | 6 | 7 | 36:43 | 3.84 | PREDKOLO |
| 8. CHOMUTOV | 38 | 15 | 10 | 13 | 93:108 | 5.03 | 58 | 12 | 5 | 2 | 58:40 | 4.89 | 3 | 5 | 11 | 35:68 | 5.16 | PREDKOLO |
| 9. KOMETA BRNO | 39 | 16 | 5 | 18 | 98:103 | 5.03 | 55 | 10 | 4 | 5 | 63:45 | 5.47 | 6 | 1 | 13 | 35:58 | 4.60 | PREDKOLO |
| 10. TRINEC | 38 | 13 | 7 | 18 | 99:97 | 4.97 | 51 | 8 | 4 | 6 | 54:35 | 4.72 | 5 | 3 | 12 | 45:62 | 5.20 | PREDKOLO |
| 11. VITKOVICE | 39 | 12 | 7 | 20 | 100:109 | 5.18 | 48 | 8 | 3 | 8 | 59:45 | 5.32 | 4 | 4 | 12 | 41:64 | 5.05 | O UDRZANIE |
| 12. PARDUBICE | 39 | 13 | 5 | 21 | 90:119 | 5.08 | 46 | 7 | 3 | 10 | 55:61 | 5.65 | 6 | 2 | 11 | 35:52 | 4.47 | O UDRZANIE |
| 13. K.VARY | 39 | 11 | 4 | 24 | 90:127 | 5.46 | 39 | 6 | 1 | 12 | 46:63 | 5.68 | 5 | 3 | 12 | 44:64 | 5.25 | O UDRZANIE |
| 14. LITVINOV | 39 | 6 | 11 | 22 | 80:104 | 4.44 | 38 | 4 | 5 | 9 | 37:42 | 4.11 | 2 | 6 | 13 | 43:62 | 4.71 | O UDRZANIE |

1. ČESKÁ HOKEJOVÁ LIGA

| TABUĽKA | CELKOM | | | | DOMA | | | | VONKU | | | | POZN. | | | | | |
|------------------|--------|----|---|----|------|---------|----|----|-------|---|----|--------|-------|---|---|----|-------|------------|
| | 1 | 2 | 3 | 4 | 1 | 2 | 3 | 4 | 1 | 2 | 3 | 4 | | | | | | |
| 1. KLADNO | 43 | 25 | 5 | 4 | 9 | 169:118 | 89 | 15 | 2 | 2 | 3 | 89:54 | 10 | 3 | 2 | 6 | 80:64 | PLAY OFF |
| 2. JIHLAVA | 43 | 24 | 4 | 3 | 12 | 139:105 | 83 | 14 | 2 | 1 | 4 | 76:43 | 10 | 2 | 2 | 8 | 63:62 | PLAY OFF |
| 3. C. BUDEJOVICE | 43 | 23 | 6 | 1 | 13 | 153:114 | 82 | 18 | 1 | 0 | 2 | 103:48 | 5 | 5 | 1 | 11 | 50:66 | PLAY OFF |
| 4. SLAVIA PRAHA | 43 | 21 | 5 | 5 | 12 | 141:105 | 78 | 11 | 2 | 3 | 6 | 69:48 | 10 | 3 | 2 | 6 | 72:57 | PLAY OFF |
| 5. KADAN' | 43 | 18 | 6 | 3 | 16 | 129:122 | 69 | 14 | 3 | 2 | 2 | 74:42 | 4 | 3 | 1 | 14 | 55:80 | PLAY OFF |
| 6. HAVÍROV | 43 | 21 | 2 | 1 | 19 | 134:126 | 68 | 10 | 2 | 0 | 9 | 65:61 | 11 | 0 | 1 | 10 | 69:65 | PLAY OFF |
| 7. PŘEROV | 42 | 19 | 3 | 2 | 18 | 126:122 | 65 | 14 | 0 | 1 | 7 | 76:59 | 5 | 3 | 1 | 11 | 50:63 | O UDRZANIE |
| 8. PROSTĚJOV | 43 | 17 | 2 | 10 | 14 | 118:133 | 65 | 10 | 0 | 8 | 4 | 70:66 | 7 | 2 | 2 | 10 | 48:67 | O UDRZANIE |
| 9. ÚSTÍ | 43 | 18 | 1 | 4 | 20 | 146:149 | 60 | 12 | 0 | 2 | 8 | 81:64 | 6 | 1 | 2 | 12 | 65:85 | O UDRZANIE |
| 10. LITOMĚŘICE | 43 | 14 | 7 | 4 | 18 | 123:146 | 60 | 6 | 5 | 2 | 8 | 60:65 | 8 | 2 | 2 | 10 | 63:81 | O UDRZANIE |
| 11. TŘEBÍČ | 43 | 13 | 6 | 7 | 17 | 103:125 | 58 | 8 | 2 | 4 | 7 | 52:61 | 5 | 4 | 3 | 10 | 51:64 | O UDRZANIE |
| 12. BENÁTKY | 43 | 13 | 2 | 3 | 25 | 107:123 | 46 | 8 | 1 | 1 | 12 | 62:60 | 5 | 1 | 2 | 13 | 45:63 | O UDRZANIE |
| 13. ŠUMPERK | 43 | 8 | 5 | 6 | 24 | 109:159 | 40 | 5 | 2 | 3 | 12 | 52:71 | 3 | 3 | 3 | 12 | 57:88 | O UDRZANIE |
| 14. MOST | 42 | 9 | 3 | 4 | 26 | 103:153 | 37 | 6 | 2 | 4 | 8 | 62:71 | 3 | 1 | 0 | 18 | 41:82 | O UDRZANIE |

KONTINENTÁLNA HOKEJOVÁ LIGA

| ČÍSLO UDAL. | DEŇ | ZÁPASY | VYSLEDKY V ROKU | | | | PREDBEŽNÉ KURZY | | | | | VÁŠ TIP | VÝSLEDOK | | | | |
|-------------|-------------|---------------|-----------------|---------------|-----|-----|-----------------|-----|-----|------|------|---------|----------|------|------|--|--|
| | | | D | D | V | V | 1 | 10 | 0 | 02 | 2 | | | | | | |
| 25.01. | NOVOKUZNECK | - | | | | 1:1 | 2:5 | | | 2.40 | 1.48 | 3.80 | 1.52 | 2.50 | | | |
| 25.01. | OMSK | - | ČECHOV | | | 2:1 | | | | 1.50 | 1.15 | 4.70 | 2.45 | 5.15 | | | |
| 25.01. | D.RIGA | - | CELJABINSK | | | 4:0 | 4:2 | 3:0 | 4:2 | 2.25 | 1.43 | 3.80 | 1.62 | 2.73 | | | |
| 25.01. | NOVGOROD | - | JOKERIT | | | 1:5 | 3:4 | | 2:3 | 2.40 | 1.48 | 3.80 | 1.52 | 2.50 | | | |
| 25.01. | PETERBURG | - | CSKA MOSKVA | 3:3 | 2:1 | 2:4 | 4:3 | 3:1 | | 2.30 | 1.45 | 3.80 | 1.55 | 2.60 | | | |
| 25.01. | CEREPOVEC | - | SP.MOSKVA | | 1:2 | | | | | 2.40 | 1.48 | 3.80 | 1.52 | 2.50 | | | |
| 773 | 25.01. | TOGLIATTI | - | KAZAN | 1:4 | | | 2:2 | 1:4 | 3.35 | 1.85 | 4.10 | 1.29 | 1.90 | | | |
| 774 | 25.01. | CH.MANSJUSK | - | UFA | | | 2:4 | | 1:2 | 4.03 | 2.10 | 4.40 | 1.23 | 1.70 | | | |
| 775 | 25.01. | NOVOSIBIRSK | - | D.MOSKVA | | | 3:3 | 3:5 | | 2.30 | 1.45 | 3.80 | 1.55 | 2.60 | | | |
| 776 | 25.01. | MAGNITOGORSK | - | JEKATERINBURG | 1:2 | 3:6 | | | 4:4 | 1.50 | 1.15 | 4.70 | 2.45 | 5.15 | | | |
| 777 | 25.01. | ASTANA | - | NIZNEKAMSK | | | 2:5 | 5:5 | | 4:4 | 1.80 | 1.28 | 4.40 | 1.95 | 3.60 | | |
| 778 | 27.01. | D.MINSK | - | PETERBURG | | | 1:2 | 4:2 | 1:7 | 4.03 | 2.10 | 4.40 | 1.23 | 1.70 | | | |
| 779 | 27.01. | KAZAN | - | JAROSLAVL | | | 1:3 | | | 2:2 | 2.40 | 1.48 | 3.80 | 1.52 | 2.50 | | |
| 780 | 27.01. | CEREPOVEC | - | JOKERIT | | | 2:3 | 2:1 | | 4.03 | 2.10 | 4.40 | 1.23 | 1.70 | | | |
| 781 | 27.01. | TOGLIATTI | - | SOCHI | | | 2:4 | 1:3 | | 2.50 | 1.52 | 3.80 | 1.48 | 2.40 | | | |
| 782 | 27.01. | CH.MANSJUSK | - | MAGNITOGORSK | | 2:6 | | 1:2 | 4:5 | 5.15 | 2.45 | 4.70 | 1.15 | 1.50 | | | |
| 783 | 27.01. | NOVOSIBIRSK | - | ČECHOV | | | 5:1 | 2:3 | | 1.55 | 1.14 | 4.70 | 2.40 | 5.00 | | | |
| 784 | 27.01. | ASTANA | - | CELJABINSK | | 1:2 | | 4:2 | | 1.95 | 1.32 | 4.10 | 1.81 | 3.26 | | | |
| 785 | 27.01. | JEKATERINBURG | - | UFA | | 5:4 | | | 3:0 | 2.80 | 1.67 | 3.90 | 1.42 | 2.20 | | | |
| 786 | 27.01. | OMSK | - | NIZNEKAMSK | | 4:1 | | 5:1 | 4:3 | 1.65 | 1.21 | 4.60 | 2.18 | 4.16 | | | |
| 787 | 27.01. | NOVOKUZNECK | - | D.MOSKVA | | | 3:4 | 2:2 | | 5.15 | 2.45 | 4.70 | 1.15 | 1.50 | | | |
| 788 | 27.01. | D.RIGA | - | CSKA MOSKVA | | 0:5 | | 4:5 | 0:3 | 5.00 | 2.40 | 4.70 | 1.14 | 1.55 | | | |
| 770 | 27.01. | NOVGOROD | - | SP.MOSKVA | | 5:2 | | | | 1.60 | 1.18 | 4.50 | 2.28 | 4.45 | | | |
| 771 | 29.01. | NOVOSIBIRSK | - | ZAGREB | | | 2:4 | | 0:2 | 1.70 | 1.23 | 4.40 | 2.10 | 4.03 | | | |
| 772 | 29.01. | D.MINSK | - | SP.MOSKVA | | | 3:3 | | | 1.95 | 1.32 | 4.40 | 1.81 | 3.26 | | | |
| 773 | 29.01. | KAZAN | - | SOCHI | | | 1:0 | | 5:0 | 1.75 | 1.24 | 4.30 | 2.03 | 3.85 | | | |
| 774 | 29.01. | TOGLIATTI | - | JAROSLAVL | | | 0:2 | | 4:2 | 3.85 | 2.03 | 4.30 | 1.24 | 1.75 | | | |
| 775 | 29.01. | CELJABINSK | - | MAGNITOGORSK | 1:4 | 3:3 | | 2:2 | 2:4 | 3.58 | 1.90 | 4.10 | 1.27 | 1.85 | | | |
| 776 | 29.01. | PETERBURG | - | CEREPOVEC | | 3:0 | | 3:3 | | 1.35 | 1.10 | 5.00 | 3.20 | 7.70 | | | |
| 777 | 29.01. | UFA | - | NIZNEKAMSK | | | | 2:2 | 4:0 | 1.55 | 1.14 | 4.70 | 2.40 | 5.00 | | | |
| 778 | 29.01. | NOVOKUZNECK | - | SLOVAN | | | 0:6 | | | 3.00 | 1.70 | 3.90 | 1.36 | 2.10 | | | |
| 779 | 29.01. | VLADIVOSTOK | - | ČECHOV | | | 4:4 | 5:4 | 1:2 | 1.65 | 1.21 | 4.60 | 2.18 | 4.16 | | | |
| 780 | 29.01. | CHABAROVSK | - | D.MOSKVA | | | 2:7 | 2:3 | | 3.85 | 2.03 | 4.30 | 1.24 | 1.75 | | | |
| 781 | 29.01. | CSKA MOSKVA | - | JOKERIT | 5:2 | | 0:3 | 3:3 | 1:2 | 1.75 | 1.24 | 4.30 | 2.03 | 3.85 | | | |
| 782 | 30.01. | NOVGOROD | - | D.RIGA | | 4:1 | | 3:3 | 1:2 | 1.75 | 1.24 | 4.30 | 2.03 | 3.85 | | | |
| 783 | 30.01. | CH.MANSJUSK | - | JEKATERINBURG | 3:2 | 1:3 | | 4:0 | 1:0 | 2.35 | 1.48 | 3.80 | 1.53 | 2.55 | | | |
| 784 | 31.01. | NOVOSIBIRSK | - | SLOVAN | | 3:2 | | 0:0 | 3:2 | 1.85 | 1.27 | 4.10 | 1.90 | 3.58 | | | |
| 785 | 31.01. | NOVOKUZNECK | - | ZAGREB | | 3:3 | | 2:3 | 1:1 | 2.60 | 1.55 | 3.80 | 1.45 | 2.30 | | | |
| 786 | 31.01. | VLADIVOSTOK | - | D.MOSKVA | | 3:3 | | 1:4 | | 3.01 | 1.74 | 4.10 | 1.36 | 2.05 | | | |
| 787 | 31.01. | CHABAROVSK | - | ČECHOV | | 1:2 | | 3:3 | | 2:3 | 2.20 | 1.42 | 3.90 | 1.67 | 2.80 | | |
| 788 | 31.01. | JAROSLAVL | - | SOCHI | 3:0 | 1:2 | 5:2 | | 4:1 | 4:2 | 1.65 | 1.21 | 4.60 | 2.18 | 4.16 | | |
| 770 | 31.01. | SP.MOSKVA | - | CSKA MOSKVA | | | 2:5 | | | 4.16 | 2.18 | 4.60 | 1.21 | 1.65 | | | |
| 771 | 31.01. | KAZAN | - | MAGNITOGORSK | 2:2 | | 0:0 | | 0:1 | 2.00 | 1.35 | 4.10 | 1.78 | 3.05 | | | |

VÝSLEDKY POSLEDNÝCH ZÁPASOV

| | | | | | | | | | | | | |
|---------------|-------------------|------|-------------------|------|------------------|-------|------------------|------|-------------------|------|-----------------|------|
| ASTANA | OMSK | 2:7 | D.MINSK | 4:2 | NOVGOROD | 5:2 | JAROSLAVL (V) | 1:4 | TOGLIATTI (V) | 4:1 | CSKA MOSKVA | 4:3 |
| CSKA MOSKVA | D.MOSKVA (V) | 3:2P | CH.MANSJUSK (V) | 5:0 | NIZNEKAMSK (V) | 2:0 | CELJABINSK (V) | 3:0 | JEKATERINBURG (V) | 2:1P | ASTANA (V) | 3:4 |
| CH.MANSJUSK | TOGLIATTI | 1:5 | CSKA MOSKVA | 0:5 | KAZAN (V) | 1:4 | TOGLIATTI (V) | 2:5 | CEREPOVEC | 1:2 | D.MOSKVA | 2:5 |
| CHABAROVSK | SP.MOSKVA (V) | 1:2 | D.RIGA (V) | 2:1 | JOKERIT (V) | 2:3P | PETERBURG (V) | 2:1P | KAZAN (V) | 0:1 | TOGLIATTI (V) | 1:4 |
| D.MINSK | ASTANA (V) | 2:4 | OMSK (V) | 1:8 | UFA (V) | 3:4 | MAGNITOGORSK (V) | 1:5 | ZAGREB (V) | 2:3P | SLOVAN (V) | 2:4 |
| D.MOSKVA | CSKA MOSKVA | 2:3P | SLOVAN (V) | 4:3 | ZAGREB (V) | 1:2 | JOKERIT | 3:2 | MAGNITOGORSK (V) | 1:2 | CH.MANSJUSK (V) | 5:2 |
| D.RIGA | NOVOSIBIRSK | 2:0 | CHABAROVSK | 1:2 | VLADIVOSTOK | 4:2 | NOVOKUZNECK | 4:3P | OMSK | 1:2 | NOVGOROD | 1:4 |
| JAROSLAVL | NOVGOROD (V) | 2:1P | CEREPOVEC (V) | 1:0 | SOCHI (V) | 5:2 | ASTANA (V) | 4:1 | NOVGOROD | 3:0 | NOVOKUZNECK | 3:2 |
| JEKATERINBURG | NIZNEKAMSK | 1:0 | MAGNITOGORSK | 6:3 | TOGLIATTI (V) | 2:0 | KAZAN (V) | 2:1 | CSKA MOSKVA | 1:2P | CH.MANSJUSK (V) | 2:3 |
| JOKERIT | NOVOKUZNECK | 6:2 | CHABAROVSK | 3:2 | CHABAROVSK | 3:2 | NOVOSIBIRSK | 2:1 | D.MOSKVA (V) | 2:3 | SP.MOSKVA (V) | 3:1 |
| KAZAN | MAGNITOGORSK (V) | 0:1P | TOGLIATTI | 5:3 | CH.MANSJUSK | 4:1 | JEKATERINBURG | 1:2 | OMSK | 0:3 | CHABAROVSK | 1:0 |
| MAGNITOGORSK | KAZAN | 1:0P | JEKATERINBURG (V) | 3:6 | NOVGOROD | 2:1P | D.MINSK | 5:1 | D.MOSKVA | 2:1 | SP.MOSKVA | 4:0 |
| NIZNEKAMSK | JEKATERINBURG (V) | 0:1 | CELJABINSK | 1:2 | CSKA MOSKVA | 0:2 | CEREPOVEC | 3:0 | ZAGREB | 2:4 | SLOVAN | 0:1P |
| NOVGOROD | JAROSLAVL | 1:2P | ASTANA (V) | 2:5 | MAGNITOGORSK (V) | 1:2P | UFA (V) | 3:1 | JAROSLAVL (V) | 0:3 | D.RIGA (V) | 4:1 |
| NOVOKUZNECK | JOKERIT (V) | 2:6 | PETERBURG (V) | 0:4 | SP.MOSKVA (V) | 3:2 | D.RIGA (V) | 3:4P | JAROSLAVL (V) | 2:3 | SOCHI (V) | 3:2P |
| NOVOSIBIRSK | D.RIGA (V) | 0:2 | D.MOSKVA (V) | 4:3P | PETERBURG (V) | 2:6 | JOKERIT (V) | 1:2 | SOCHI (V) | 2:3 | JAROSLAVL (V) | 0:2 |
| OMSK | ASTANA (V) | 7:2 | D.MINSK | 8:1 | D.RIGA (V) | 2:1 | KAZAN (V) | 3:0 | CEREPOVEC | 4:0 | CSKA MOSKVA | 0:3 |
| PETERBURG | VLADIVOSTOK | 3:4P | NOVOKUZNECK | 4:0 | NOVOSIBIRSK | 6:2 | CHABAROVSK | 1:2P | SLOVAN | 3:2 | ZAGREB | 5:3 |
| SLOVAN | ZAGREB | 3:2 | D.MOSKVA | 3:4 | ČECHOV | 4:2</ | | | | | | |

| | | | | | | | | | | | | | | | | | | | | |
|-------------------------|----|----|----|----|---------------|------|-----|----|----|-------------|-------|------|----|----|--------------|-------|------|--|--|--------------|
| 2. KAZAN | 52 | 21 | 13 | 18 | 126:111 | 4.31 | 82 | 13 | 3 | 7 | 65:47 | 4.74 | 8 | 10 | 11 | 61:64 | 3.97 | | | |
| 3. JEKATERINBURG | 52 | 19 | 15 | 18 | 122:139 | 4.73 | 77 | 12 | 8 | 7 | 63:63 | 4.37 | 7 | 7 | 11 | 59:76 | 5.12 | | | |
| 4. NIZNEKAMSK | 52 | 17 | 16 | 19 | 107:115 | 3.96 | 72 | 11 | 7 | 8 | 58:55 | 4.08 | 6 | 9 | 11 | 49:60 | 3.85 | | | |
| 5. CELJABINSK | 52 | 12 | 18 | 22 | 104:128 | 4.12 | 67 | 6 | 12 | 8 | 56:53 | 3.73 | 6 | 6 | 14 | 48:75 | 4.50 | | | |
| 6. TOGLIATTI | 52 | 17 | 10 | 25 | 106:130 | 4.35 | 64 | 8 | 2 | 13 | 40:59 | 4.22 | 9 | 8 | 12 | 66:71 | 4.45 | | | |
| 7. CH.MANSJSK | 52 | 15 | 8 | 29 | 98:152 | 4.65 | 59 | 11 | 4 | 11 | 54:57 | 4.12 | 4 | 4 | 18 | 44:95 | 5.19 | | | |
| TARASOVA DIVIZIA | | | | | CELKOM | | | | | DOMA | | | | | VONKU | | | | | POZN. |
| 1. CSKA MOSKVA | 52 | 33 | 8 | 11 | 143:73 | 4.00 | 112 | 20 | 1 | 6 | 84:36 | 4.41 | 13 | 7 | 5 | 59:37 | 3.56 | | | |
| 2. JAROSLAVL | 54 | 33 | 7 | 14 | 133:79 | 3.80 | 111 | 20 | 3 | 3 | 77:32 | 4.08 | 13 | 4 | 11 | 56:47 | 3.54 | | | |
| 3. NOVGOROD | 52 | 20 | 18 | 14 | 134:111 | 4.37 | 88 | 11 | 11 | 4 | 73:51 | 4.35 | 9 | 7 | 10 | 61:60 | 4.38 | | | |
| 4. SOCHI | 53 | 23 | 14 | 16 | 141:134 | 4.92 | 87 | 14 | 6 | 6 | 77:65 | 5.23 | 9 | 8 | 10 | 64:69 | 4.63 | | | |
| 5. D.MOSKVA | 52 | 21 | 15 | 16 | 140:114 | 4.60 | 85 | 14 | 9 | 6 | 82:59 | 4.55 | 7 | 6 | 10 | 58:55 | 4.65 | | | |
| 6. CECHOV | 53 | 13 | 10 | 30 | 108:148 | 4.64 | 57 | 8 | 9 | 12 | 64:77 | 4.55 | 5 | 1 | 18 | 44:71 | 4.75 | | | |
| 7. CEREPOVEC | 52 | 11 | 13 | 28 | 108:141 | 4.54 | 53 | 5 | 8 | 14 | 61:73 | 4.67 | 6 | 5 | 14 | 47:68 | 4.40 | | | |

ŠVÉDSKA HOKEJOVÁ LIGA

| ČÍSLO UDAL. | DEŇ | ZÁPASY 37. KOLA | VÝSLEDKY V ROKU | | | | | | | | | | PREDBEŽNÉ KURZY | | | | | VÁŠ TIP | VÝSLEDOK | |
|-------------|--------|---------------------|-----------------|-------|------|-------|------|-----------|--|-----|-----|--|-----------------|------|------|------|------|---------|----------|------|
| | | | 2015-2016 | | | | | 2014-2015 | | | | | 1 | 10 | 0 | 02 | 2 | | | |
| | | | DOMA | VONKU | DOMA | VONKU | DOMA | VONKU | | | | | | | | | | | | |
| 871 | 26.01. | SKELLEFTEA - RÖGLE | 1:0 | | | 4:0 | | | | | | | 1:30 | 1:10 | 5:30 | 3:50 | 8:00 | | | |
| 872 | 26.01. | MODO - DJURGARDEN | 4:2 | | | 3:4 | | | | 1:2 | 2:2 | | 3:4 | 2:2 | 2:1 | 2:50 | 1:52 | 4:00 | 1:48 | 2:40 |
| 873 | 26.01. | FARJESTAD - VAXJÖ | 4:1 | | | 1:5 | | | | 1:1 | 2:2 | | 3:3 | 2:1 | 1:4 | 2:00 | 1:35 | 4:10 | 1:75 | 2:95 |
| 874 | 26.01. | FROLUNDA - HV 71 | 4:2 | | | 3:2 | | | | 3:3 | 5:0 | | 0:5 | 1:3 | 4:1 | 1:50 | 1:13 | 4:50 | 2:40 | 5:00 |
| 875 | 26.01. | MALMÖ - LINKÖPING | 1:7 | | | 2:2 | | | | | | | | | | 3:65 | 1:95 | 4:10 | 1:27 | 1:80 |
| 876 | 27.01. | LULEÅ - ÖREBRO | - | | | 0:4 | 2:1 | | | 1:3 | 2:2 | | 3:1 | 0:3 | 1:4 | 1:80 | 1:27 | 4:10 | 1:95 | 3:65 |
| 877 | 27.01. | KARLSKRONA - BRYNAS | 2:3 | | | 2:4 | | | | | | | 4:00 | 2:05 | 4:50 | 2:05 | 4:50 | 1:25 | 1:70 | |

| ČÍSLO UDAL. | DEŇ | ZÁPASY 38. KOLA | VÝSLEDKY V ROKU | | | | | | | | | | PREDBEŽNÉ KURZY | | | | | VÁŠ TIP | VÝSLEDOK | |
|-------------|--------|------------------------|-----------------|-------|------|-------|------|-----------|--|-----|-----|-----|-----------------|-----|-----|------|------|---------|----------|------|
| | | | 2015-2016 | | | | | 2014-2015 | | | | | 1 | 10 | 0 | 02 | 2 | | | |
| | | | DOMA | VONKU | DOMA | VONKU | DOMA | VONKU | | | | | | | | | | | | |
| 878 | 28.01. | DJURGARDEN - LINKÖPING | - | | | 2:2 | 1:2 | | | 4:2 | 0:2 | | | | | 2:20 | 1:40 | 4:00 | 1:55 | 2:60 |
| 879 | 28.01. | RÖGLE - MODO | - | | | 1:3 | 1:4 | | | | | | | | | 2:20 | 1:40 | 4:00 | 1:55 | 2:60 |
| 880 | 28.01. | VAXJÖ - FROLUNDA | 3:5 | | | 0:5 | | | | 1:2 | 1:1 | 3:0 | 2:2 | 3:2 | | 2:20 | 1:40 | 4:00 | 1:55 | 2:60 |
| 861 | 28.01. | HV 71 - SKELLEFTEA | 2:3 | | | 2:3 | | | | 4:3 | 3:1 | 0:3 | 4:1 | 2:2 | | 2:80 | 1:67 | 4:00 | 1:40 | 2:10 |
| 862 | 28.01. | MALMÖ - FARJESTAD | 2:3 | | | 2:4 | | | | | | | | | | 2:55 | 1:55 | 4:00 | 1:48 | 2:30 |
| 863 | 29.01. | ÖREBRO - KARLSKRONA | - | | | 3:3 | | | | | | | | | | 1:30 | 1:10 | 5:30 | 3:50 | 8:00 |
| 864 | 29.01. | BRYNAS - LULEÅ | 3:3 | | | 4:5 | | | | 7:2 | 2:0 | | 1:2 | 2:3 | 3:0 | 2:00 | 1:35 | 4:10 | 1:75 | 2:95 |

| ČÍSLO UDAL. | DEŇ | ZÁPASY 39. KOLA | VÝSLEDKY V ROKU | | | | | | | | | | PREDBEŽNÉ KURZY | | | | | VÁŠ TIP | VÝSLEDOK | |
|-------------|--------|-----------------------|-----------------|-------|------|-------|------|-----------|--|-----|-----|-----|-----------------|-----|-----|------|------|---------|----------|------|
| | | | 2015-2016 | | | | | 2014-2015 | | | | | 1 | 10 | 0 | 02 | 2 | | | |
| | | | DOMA | VONKU | DOMA | VONKU | DOMA | VONKU | | | | | | | | | | | | |
| 865 | 30.01. | LULEÅ - BRYNAS | 5:4 | | | 3:3 | | | | 2:1 | 3:2 | 0:3 | 2:7 | 0:2 | | 2:00 | 1:35 | 4:10 | 1:75 | 2:95 |
| 866 | 30.01. | SKELLEFTEA - MALMÖ | 2:0 | | | 4:3 | | | | | | | | | | 1:35 | 1:10 | 4:90 | 3:00 | 8:00 |
| 867 | 30.01. | FROLUNDA - DJURGARDEN | 3:0 | | | 2:5 | | | | 2:1 | 4:4 | 3:3 | 6:0 | 0:2 | | 1:50 | 1:13 | 4:50 | 2:40 | 5:00 |
| 868 | 30.01. | KARLSKRONA - ÖREBRO | 3:3 | | | | | | | | | | | | | 3:65 | 1:95 | 4:10 | 1:27 | 1:80 |
| 869 | 30.01. | MODO - FARJESTAD | - | | | 3:3 | 3:3 | | | 2:2 | 1:2 | | 6:2 | 2:2 | 2:5 | 2:85 | 1:65 | 4:00 | 1:34 | 2:05 |
| 870 | 30.01. | RÖGLE - VAXJÖ | - | | | 1:3 | | | | | | | | | | 2:80 | 1:67 | 4:00 | 1:40 | 2:10 |
| 871 | 30.01. | LINKÖPING - HV 71 | - | | | 2:1 | 2:0 | | | 2:0 | 5:2 | | 4:6 | 1:1 | 4:2 | 1:90 | 1:32 | 4:20 | 1:86 | 3:25 |

| VÝSLEDKY POSLEDNÝCH ZÁPASOV | | | | | | | | | | | | | | | OZNAČENIE PÍSMENOM (V) ZNAMENÁ ZÁPAS HRANÝ VONKU | | | | | | | | | | | | | | |
|-----------------------------|----------------|------|----------------|------|----------------|------|----------------|------|---------------|------|----------------|------|------------|----------------|--|----------------|------|----------------|------|----------------|------|---------------|------|----------------|------|--|--|--|--|
| BRYNAS | VAXJÖ | 3:5 | FROLUNDA (V) | 0:2 | ÖREBRO (V) | 2:3 | MODO | 2:1 | DJURGARDEN | 1:3 | HV 71 (V) | 2:5 | BRYNAS | VAXJÖ | 3:5 | FROLUNDA (V) | 0:2 | ÖREBRO (V) | 2:3 | MODO | 2:1 | DJURGARDEN | 1:3 | HV 71 (V) | 2:5 | | | | |
| DJURGARDEN | MALMÖ | 5:2 | MALMÖ (V) | 3:0 | HV 71 (V) | 2:4 | KARLSKRONA | 4:3 | BRYNAS (V) | 3:1 | FARJESTAD | 1:3 | DJURGARDEN | MALMÖ | 5:2 | MALMÖ (V) | 3:0 | HV 71 (V) | 2:4 | KARLSKRONA | 4:3 | BRYNAS (V) | 3:1 | FARJESTAD | 1:3 | | | | |
| FROLUNDA | LINKÖPING (V) | 0:5 | BRYNAS | 2:0 | RÖGLE | 2:4 | RÖGLE (V) | 3:6 | MALMÖ | 3:2P | SKELLEFTEA (V) | 3:2 | FROLUNDA | LINKÖPING (V) | 0:5 | BRYNAS | 2:0 | RÖGLE | 2:4 | RÖGLE (V) | 3:6 | MALMÖ | 3:2P | SKELLEFTEA (V) | 3:2 | | | | |
| FARJESTAD | ÖREBRO (V) | 1:2 | RÖGLE | 4:1 | LINKÖPING | 2:3P | LINKÖPING (V) | 4:3P | SKELLEFTEA | 2:3 | DJURGARDEN (V) | 3:1 | FARJESTAD | ÖREBRO (V) | 1:2 | RÖGLE | 4:1 | LINKÖPING | 2:3P | LINKÖPING (V) | 4:3P | SKELLEFTEA | 2:3 | DJURGARDEN (V) | 3:1 | | | | |
| HV 71 | MODO | 3:0 | MODO (V) | 4:1 | DJURGARDEN | 4:2 | ÖREBRO (V) | 0:3 | RÖGLE (V) | 2:6 | BRYNAS | 5:2 | HV 71 | MODO | 3:0 | MODO (V) | 4:1 | DJURGARDEN | 4:2 | ÖREBRO (V) | 0:3 | RÖGLE (V) | 2:6 | BRYNAS | 5:2 | | | | |
| KARLSKRONA | SKELLEFTEA | 4:3P | LULEÅ (V) | 1:2 | MODO | 3:2P | DJURGARDEN (V) | 3:4 | VAXJÖ (V) | 1:8 | MALMÖ (V) | 1:2P | KARLSKRONA | SKELLEFTEA | 4:3P | LULEÅ (V) | 1:2 | MODO | 3:2P | DJURGARDEN (V) | 3:4 | VAXJÖ (V) | 1:8 | MALMÖ (V) | 1:2P | | | | |
| LINKÖPING | FROLUNDA | 5:0 | SKELLEFTEA (V) | 5:2 | FARJESTAD (V) | 3:2P | FARJESTAD | 3:4P | ÖREBRO | 3:2P | RÖGLE | 7:2 | LINKÖPING | FROLUNDA | 5:0 | SKELLEFTEA (V) | 5:2 | FARJESTAD (V) | 3:2P | FARJESTAD | 3:4P | ÖREBRO | 3:2P | RÖGLE | 7:2 | | | | |
| LULEÅ | RÖGLE (V) | 3:0 | KARLSKRONA | 2:1 | MALMÖ | 3:1 | SKELLEFTEA | 5:2 | MODO (V) | 3:2 | VAXJÖ | 3:2 | LULEÅ | RÖGLE (V) | 3:0 | KARLSKRONA | 2:1 | MALMÖ | 3:1 | SKELLEFTEA | 5:2 | MODO (V) | 3:2 | VAXJÖ | 3:2 | | | | |
| MALMÖ | DJURGARDEN (V) | 2:5 | DJURGARDEN | 0:3 | LULEÅ (V) | 1:3 | VAXJÖ (V) | 5:1 | FROLUNDA (V) | 2:3P | KARLSKRONA | 2:1P | MALMÖ | DJURGARDEN (V) | 2:5 | DJURGARDEN | 0:3 | LULEÅ (V) | 1:3 | VAXJÖ (V) | 5:1 | FROLUNDA (V) | 2:3P | KARLSKRONA | 2:1P | | | | |
| MODO | HV 71 (V) | 0:3 | HV 71 | 4:1 | KARLSKRONA (V) | 2:3P | BRYNAS (V) | 1:2 | LULEÅ | 2:3 | ÖREBRO (V) | 1:2 | MODO | HV 71 (V) | 0:3 | HV 71 | 4:1 | KARLSKRONA (V) | 2:3P | BRYNAS (V) | 1:2 | LULEÅ | 2:3 | ÖREBRO (V) | 1:2 | | | | |
| RÖGLE | DJURGARDEN | 0:3 | FARJESTAD (V) | 1:4 | FROLUNDA | 2:6 | FROLUNDA | 6:3 | HV 71 | 6:2 | LINKÖPING (V) | 2:7 | RÖGLE | DJURGARDEN | 0:3 | FARJESTAD (V) | 1:4 | FROLUNDA | 2:6 | FROLUNDA | 6:3 | HV 71 | 6:2 | LINKÖPING (V) | 2:7 | | | | |
| SKELLEFTEA | KARLSKRONA (V) | 3:4P | LINKÖPING | 2:5 | VAXJÖ | 4:1 | LULEÅ (V) | 2:5 | FARJESTAD (V) | 3:2 | FROLUNDA | 2:3 | SKELLEFTEA | KARLSKRONA (V) | 3:4P | LINKÖPING | 2:5 | VAXJÖ | 4:1 | LULEÅ (V) | 2:5 | FARJESTAD (V) | 3:2 | FROLUNDA | 2:3 | | | | |
| VAXJÖ | BRYNAS (V) | 5:3 | ÖREBRO | 4:3P | SKELLEFTEA (V) | 4:1 | MALMÖ | 1:5 | KARLSKRONA | 8:1 | LULEÅ (V) | 2:3 | VAXJÖ | BRYNAS (V) | 5:3 | ÖREBRO | 4:3P | SKELLEFTEA (V) | 4:1 | MALMÖ | 1:5 | KARLSKRONA | 8:1 | LULEÅ (V) | 2:3 | | | | |
| ÖREBRO | FARJESTAD | 2:1 | VAXJÖ (V) | 3:4P | BRYNAS | 3:2 | HV 71 | 3:0 | LINKÖPING (V) | 2:3P | MODO | 2:1 | ÖREBRO | FARJESTAD | 2:1 | VAXJÖ (V) | 3:4P | BRYNAS | 3:2 | HV 71 | 3:0 | LINKÖPING (V) | 2:3P | MODO | 2:1 | | | | |

| TABUĽKA PO 36. KOLE | | | | | | | | | | | | | | | CELKOM | | | | | DOMA | | | | | VONKU | | | | | POZN. |
|---------------------|----|----|----|----|--------|------|----|----|---|---|-------|------|----|---|--------|-------|------|--|--|------|--|--|--|--|----------|----------|--|--|--|-------|
| 1. FROLUNDA | 36 | 23 | 5 | 8 | 135:80 | 5.83 | 78 | 13 | 3 | 3 | 77:33 | 5.63 | 10 | 2 | 5 | 58:47 | 6.06 | | | | | | | | PLAY OFF | | | | | |
| 2. SKELLEFTEA | 36 | 23 | 5 | 8 | 110:77 | 5.06 | 77 | 13 | 2 | 3 | 55:33 | 4.78 | 10 | 3 | 5 | 55:44 | 5.33 | | | | | | | | | PLAY OFF | | | | |
| 3. LULEÅ | 36 | 20 | 4 | 12 | 99:91 | 5.17 | 66 | 12 | 2 | 4 | 53:41 | 5.11 | 8 | 2 | 8 | 46:50 | 5.22 | | | | | | | | | PLAY OFF | | | | |
| 4. LINKÖPING | 36 | 15 | 12 | 9 | 110:85 | 5.08 | 64 | 7 | 9 | 1 | 59:38 | 5.18 | 8 | 3 | 8 | 51:47 | 5.00 | | | | | | | | | PLAY OFF | | | | |
| 5. DJURGARDEN | 36 | 18 | 5 | 13 | 99:88 | 5.06 | 60 | 11 | 2 | 5 | 54:37 | 4.94 | 7 | 3 | 8 | 45:51 | 5.17 | | | | | | | | | PLAY OFF | | | | |
| 6. VAXJÖ | 36 | 17 | 6 | 13 | 106:99 | 5.53 | 60 | 9 | 3 | 6 | 56:51 | 5.78 | 8 | 3 | 7 | 50:48 | 5.28 | | | | | | | | | PLAY OFF | | | | |
| 7. BRYNAS | 36 | 16 | 6 | 14 | 98:93 | 5.14 | 58 | 10 | 4 | 4 | 53:37 | 4.78 | 6 | 2 | 10 | 45:56 | 5.50 | | | | | | | | | PLAY OFF | | | | |
| 8. FARJESTAD | 36 | 13 | 13 | 10 | 92:94 | 4.81 | 57 | 7 | 6 | 5 | 51:52 | 5.39 | 6 | 7 | 5 | 41:42 | 4.22 | | | | | | | | | PLAY OFF | | | | |
| 9. ÖREBRO | 36 | 15 | 8 | 13 | 98:100 | 5.28 | 55 | 11 | 3 | 5 | 56:43 | 5.05 | 4 | 5 | 8 | 42:57 | 5.53 | | | | | | | | | | | | | |
| 10. HV 71 | 36 | 15 | 5 | 16 | 100:93 | 5.22 | 54 | 10 | 3 | 6 | 62:41 | 5.26 | 5 | 2 | 10 | 38:52 | 5.18 | | | | | | | | | | | | | |
| 11. MALMÖ | 36 | 10 | 6 | 20 | 82:106 | 5.06 | 39 | 5 | 3 | 9 | 34:51 | 4.82 | 5 | 3 | 11 | 48 | | | | | | | | | | | | | | |

| | | | | | | | | | | | | | | | | | | |
|---------------|----|---|---|---|----|---------|----|---|---|---|----|-------|---|---|---|----|-------|------------|
| 14. HEILBRONN | 40 | 5 | 4 | 3 | 28 | 105:178 | 26 | 3 | 3 | 1 | 13 | 49:82 | 2 | 1 | 2 | 15 | 56:96 | O UDRZANIE |
|---------------|----|---|---|---|----|---------|----|---|---|---|----|-------|---|---|---|----|-------|------------|

ŠVAJČIARSKA HOKEJOVÁ LIGA

| ČÍSLO UDAL. | DEŇ | ZÁPASY 43. KOLA | VYSLEDKY V ROKU | | | | | | | | | | PREDBEŽNÉ KURZY | | | | | VÁŠ TIP | VÝSLEDOK |
|-------------|--------|-----------------------|-----------------|-------|------|-------|------|-----------|------|------|------|------|-----------------|------|------|------|------|---------|----------|
| | | | 2015-2016 | | | | | 2014-2015 | | | | | 1 | 10 | 0 | 02 | 2 | | |
| | | | DOMA | VONKU | DOMA | VONKU | DOMA | VONKU | | | | | | | | | | | |
| 899 | 26.01. | FRIBOURG - ZSC ZÜRICH | 3:1 | 3:3 | 1:4 | 4:3 | 2:5 | 1:4 | 1:4 | 2:6 | 1:65 | 4:30 | 1:36 | 2:00 | | | | | |
| 881 | 26.01. | LANGNAU - DAVOS | 6:0 | 3:6 | 2:4 | 3:1 | | | 3:05 | 1:80 | 4:40 | 1:28 | 1:80 | | | | | | |
| 882 | 26.01. | LAUSANNE - BERN | 1:4 | 0:1 | 5:2 | 2:2 | 4:1 | 2:2 | 2:25 | 1:46 | 4:10 | 1:50 | 2:35 | | | | | | |
| 883 | 26.01. | SERVETTE - KLOTEN | 3:1 | | 1:3 | | 3:4 | 1:4 | 3:2 | 2:1 | 1:95 | 1:35 | 1:67 | 2:70 | | | | | |
| 884 | 26.01. | ZUG - AMBRI | 5:0 | 3:3 | 4:1 | 4:2 | 2:2 | 5:1 | 3:0 | 6:0 | 1:1 | 2:2 | 1:2 | 1:60 | 1:18 | 4:50 | 2:05 | 3:80 | |

| ČÍSLO UDAL. | DEŇ | ZÁPASY 44. KOLA | VYSLEDKY V ROKU | | | | | | | | | | PREDBEŽNÉ KURZY | | | | | VÁŠ TIP | VÝSLEDOK |
|-------------|--------|-------------------|-----------------|-------|------|-------|------|-----------|-----|-----|-----|------|-----------------|------|------|------|------|---------|----------|
| | | | 2015-2016 | | | | | 2014-2015 | | | | | 1 | 10 | 0 | 02 | 2 | | |
| | | | DOMA | VONKU | DOMA | VONKU | DOMA | VONKU | | | | | | | | | | | |
| 885 | 29.01. | AMBRI - BERN | 2:4 | | 3:6 | 5:3 | 3:3 | DOMA | 2:4 | 0:3 | 1:4 | 3:4 | 2:35 | 1:50 | 4:10 | 1:46 | 2:25 | | |
| 886 | 29.01. | LANGNAU - LANGNAU | 4:2 | | 3:3 | 4:1 | | | | | | 1:50 | 1:13 | 4:50 | 2:25 | 4:50 | | | |
| 887 | 29.01. | ZUG - SERVETTE | 3:0 | | 3:3 | 2:4 | 6:2 | 0:2 | 3:4 | 2:1 | | 1:75 | 1:27 | 4:50 | 1:85 | 3:10 | | | |
| | 31.01. | DAVOS - FRIBOURG | 4:4 | | 2:4 | 9:1 | 8:2 | 5:4 | 6:5 | 3:3 | | 1:75 | 1:27 | 4:50 | 1:85 | 3:10 | | | |
| | 31.01. | LAUSANNE - BIEL | 3:2 | | 2:0 | 2:1 | 5:0 | 2:1 | 2:2 | 2:5 | 0:3 | 1:65 | 1:21 | 4:50 | 2:00 | 3:50 | | | |

| ČÍSLO UDAL. | DEŇ | ZÁPASY 45. KOLA | VYSLEDKY V ROKU | | | | | | | | | | PREDBEŽNÉ KURZY | | | | | VÁŠ TIP | VÝSLEDOK |
|-------------|--------|--------------------|-----------------|-------|------|-------|------|-----------|-----|-----|-----|------|-----------------|------|------|------|------|---------|----------|
| | | | 2015-2016 | | | | | 2014-2015 | | | | | 1 | 10 | 0 | 02 | 2 | | |
| | | | DOMA | VONKU | DOMA | VONKU | DOMA | VONKU | | | | | | | | | | | |
| 888 | 30.01. | BERN - ZUG | 2:3 | | 0:3 | 6:5 | 3:4 | 3:3 | 1:1 | 1:3 | 2:1 | 6:4 | 2:20 | 1:45 | 4:10 | 1:52 | 2:40 | | |
| 889 | 30.01. | BIEL - ZSC ZÜRICH | 3:2 | | 1:6 | 5:2 | 2:2 | 3:2 | 2:2 | 2:2 | | 2:95 | 1:75 | 4:30 | 1:30 | 1:85 | | | |
| 890 | 30.01. | FRIBOURG - AMBRI | 2:5 | | 3:1 | 1:3 | 3:3 | 3:2 | 3:3 | 3:3 | | 1:80 | 1:28 | 4:40 | 1:80 | 3:05 | | | |
| 891 | 30.01. | KLOTEN - DAVOS | 5:1 | 3:3 | 1:3 | 1:3 | 2:3 | 3:2 | 5:1 | 1:1 | 3:8 | 2:1 | 1:2 | 2:30 | 1:48 | 4:10 | 1:48 | 2:30 | |
| 892 | 30.01. | LANGNAU - LAUSANNE | 3:1 | | 3:3 | 3:6 | | | | | | 2:30 | 1:48 | 4:10 | 1:48 | 2:30 | | | |
| 893 | 30.01. | SERVETTE - LUGANO | 4:2 | | 1:5 | 2:7 | 3:3 | 4:2 | 3:3 | 3:1 | | 1:95 | 1:35 | 4:30 | 1:67 | 2:70 | | | |

VYSLEDKY POSLEDNYCH ZÁPASOV (OZNAČENIE PISMEMOM (V) ZNAMENÁ ZÁPAS HRANY VONKU)

| | | | | | | | | | | | | |
|------------|----------------|------|--------------|------|--------------|------|----------------|------|----------------|------|------------|------|
| AMBRI | LANGNAU | 2:0 | SERVETTE (V) | 4:7 | ZUG | 3:2P | ZSC ZÜRICH (V) | 2:7 | KLOTEN | 1:3 | LAUSANNE | 5:2 |
| BERN | BIEL (V) | 3:4P | LUGANO | 2:3P | SERVETTE (V) | 1:4 | DAVOS | 1:2P | LANGNAU (V) | 1:2 | ZSC ZÜRICH | 6:5P |
| BIEL | BERN | 4:3P | LUGANO | 6:2 | FRIBOURG (V) | 0:3 | LANGNAU (V) | 4:3P | KLOTEN | 2:3P | DAVOS (V) | 5:2 |
| DAVOS | LAUSANNE (V) | 4:3P | SERVETTE | 1:4 | BERN (V) | 2:1P | LUGANO (V) | 2:3 | AMBRI | 2:1P | BIEL | 2:5 |
| FRIBOURG | ZUG | 3:4 | LUGANO (V) | 4:7 | KLOTEN (V) | 3:2 | BIEL | 3:0 | SERVETTE (V) | 1:5 | BERN | 1:3 |
| KLOTEN | LAUSANNE | 4:1 | LANGNAU (V) | 2:3 | FRIBOURG | 2:3 | AMBRI (V) | 3:1 | ZSC ZÜRICH (V) | 2:2 | ZUG | 4:7 |
| LANGNAU | AMBRI (V) | 0:2 | KLOTEN | 3:2 | SERVETTE (V) | 5:3 | BERN | 2:1 | BIEL | 3:4P | ZUG (V) | 3:2P |
| LAUSANNE | KLOTEN (V) | 1:4 | DAVOS | 3:4P | LUGANO (V) | 4:7 | ZSC ZÜRICH | 3:2P | ZUG (V) | 0:2 | AMBRI (V) | 2:5 |
| LUGANO | BERN (V) | 3:2P | FRIBOURG | 7:4 | BIEL (V) | 2:6 | LAUSANNE | 7:4 | ZUG (V) | 2:3P | DAVOS | 3:2 |
| SERVETTE | ZSC ZÜRICH (V) | 2:4 | AMBRI | 7:4 | BERN | 4:1 | DAVOS (V) | 4:1 | LANGNAU | 3:5 | FRIBOURG | 5:2 |
| ZSC ZÜRICH | SERVETTE | 4:2 | ZUG (V) | 4:5 | AMBRI | 7:2 | LAUSANNE (V) | 2:3P | KLOTEN | 2:1 | BERN (V) | 5:6P |
| ZUG | FRIBOURG (V) | 4:3 | ZSC ZÜRICH | 5:4 | AMBRI (V) | 2:3P | LUGANO | 3:2P | LAUSANNE | 2:0 | KLOTEN (V) | 7:4 |

| TABUĽKA PO 42. KOLE | | | | | | | | | | | | | CELKOM | | DOMA | | VONKU | | POZN. |
|---------------------|----|----|----|----|---------|------|----|----|---|----|-------|------|--------|---|------|-------|-------|----------|-------|
| 1. ZSC ZÜRICH | 42 | 24 | 7 | 11 | 142:101 | 5.62 | 81 | 17 | 1 | 3 | 78:44 | 5.76 | 7 | 6 | 8 | 64:57 | 5.48 | PLAY OFF | |
| 2. ZUG | 39 | 20 | 9 | 10 | 131:102 | 5.74 | 73 | 10 | 6 | 4 | 68:47 | 5.45 | 10 | 3 | 6 | 63:55 | 6.05 | PLAY OFF | |
| 3. LUGANO | 42 | 19 | 9 | 14 | 131:120 | 5.76 | 71 | 15 | 3 | 3 | 80:50 | 6.05 | 4 | 6 | 11 | 51:70 | 5.48 | PLAY OFF | |
| 4. SERVETTE | 40 | 19 | 7 | 14 | 128:114 | 5.88 | 69 | 13 | 2 | 5 | 76:50 | 6.20 | 6 | 5 | 9 | 62:64 | 5.55 | PLAY OFF | |
| 5. DAVOS | 39 | 18 | 8 | 13 | 129:108 | 5.87 | 68 | 10 | 4 | 6 | 63:53 | 5.60 | 8 | 4 | 7 | 66:55 | 6.16 | PLAY OFF | |
| 6. FRIBOURG | 42 | 18 | 7 | 17 | 122:131 | 5.86 | 63 | 13 | 2 | 5 | 67:52 | 5.85 | 5 | 5 | 12 | 55:79 | 5.86 | PLAY OFF | |
| 7. LAUSANNE | 42 | 16 | 7 | 19 | 103:117 | 5.07 | 59 | 9 | 5 | 7 | 57:59 | 5.29 | 7 | 2 | 12 | 46:58 | 4.86 | PLAY OFF | |
| 8. AMBRI | 41 | 16 | 6 | 19 | 117:134 | 5.98 | 56 | 10 | 3 | 8 | 57:53 | 5.10 | 6 | 3 | 11 | 60:81 | 6.90 | PLAY OFF | |
| 9. BERN | 42 | 13 | 12 | 17 | 127:135 | 5.95 | 55 | 8 | 8 | 5 | 71:63 | 6.00 | 5 | 4 | 12 | 56:72 | 5.90 | BARAŽ | |
| 10. KLOTEN | 41 | 15 | 5 | 21 | 119:124 | 5.80 | 53 | 11 | 3 | 6 | 68:59 | 6.20 | 4 | 2 | 15 | 51:65 | 5.43 | BARAŽ | |
| 11. LANGNAU | 40 | 12 | 8 | 20 | 111:132 | 5.88 | 49 | 9 | 4 | 7 | 64:60 | 6.00 | 3 | 4 | 13 | 47:72 | 5.75 | BARAŽ | |
| 12. BIEL | 42 | 9 | 9 | 24 | 105:147 | 5.79 | 41 | 5 | 6 | 10 | 55:71 | 5.71 | 4 | 3 | 14 | 50:76 | 5.86 | BARAŽ | |

2. ŠVAJČIARSKA HOKEJOVÁ LIGA

| TABUĽKA | | | | | | | | | | | | | CELKOM | | DOMA | | VONKU | | POZN. |
|------------------|----|----|---|---|--------|---------|-----|----|---|---|-------|-------|--------|---|------|-------|----------|----------|-------|
| 1. LANGENTHAL | 38 | 25 | 2 | 3 | 142:94 | 8.2 | 15 | 0 | 1 | 3 | 74:43 | 10 | 2 | 2 | 5 | 68:51 | PLAY OFF | | |
| 2. RAPPERSWIL | 38 | 21 | 6 | 2 | 9 | 135:95 | 7.7 | 9 | 5 | 2 | 4 | 67:46 | 12 | 1 | 0 | 5 | 68:49 | PLAY OFF | |
| 3. OLTEN | 38 | 19 | 5 | 7 | 7 | 149:106 | 7.4 | 11 | 3 | 3 | 2 | 75:48 | 8 | 2 | 4 | 5 | 74:58 | PLAY OFF | |
| 4. CH. DE FONDOS | 38 | 20 | 5 | 2 | 11 | 132:102 | 7.2 | 10 | 2 | 2 | 5 | 69:49 | 10 | 3 | 0 | 6 | 63:53 | PLAY OFF | |
| 5. AJOIE | 38 | 20 | 2 | 1 | 15 | 142:110 | 6.5 | 10 | 1 | 1 | 7 | 78:58 | 10 | 1 | 0 | 8 | 64:52 | PLAY OFF | |
| 6. VISP | 38 | 15 | 3 | 5 | 15 | 141:142 | 5.6 | 10 | 2 | 1 | 6 | 80:72 | 5 | 1 | 4 | 9 | 61:70 | PLAY OFF | |
| 7. MARTIGNY | 38 | 12 | 3 | 4 | 19 | 94:120 | 4.6 | 6 | 2 | 3 | 9 | 44:60 | 6 | 1 | 1 | 10 | 50:60 | PLAY OFF | |
| 8. THURGAU | 38 | 11 | 3 | 2 | 22 | 107:141 | 4.1 | 8 | 1 | 0 | 10 | 59:60 | 3 | 2 | 2 | 12 | 48:81 | PLAY OFF | |
| 9. GCK ZÜRICH | 38 | 9 | 2 | 2 | 25 | 89:154 | 3.3 | 5 | 0 | 1 | 12 | 46:71 | 4 | 2 | 1 | 13 | 43:83 | | |
| 10. WINTERTHUR | 38 | 6 | 1 | 4 | 27 | 90:157 | 2.4 | 4 | 1 | 1 | 12 | 50:72 | 2 | 0 | 3 | 15 | 40:85 | | |

RAKÚSKA HOKEJOVÁ LIGA - NADSTAVBOVÁ ČASŤ

| ČÍSLO UDAL. | DEŇ | DOHRÁVANÝ A PREDHRÁVANÝ ZÁPAS | PREDBEŽNÉ KURZY / SKUTOČNÉ KURZY | | | | | | | | | | VÁŠ TIP | VÝSLEDOK |
|-------------|----------|-------------------------------|----------------------------------|------|---|------|---|------|--|------|--|------|---------|----------|
| | | | 1 | 10 | 0 | 02 | 2 | | | | | | | |
| 26.01. | SALZBURG | - | DORNBIRN | 1.50 | | 1.13 | | 4.50 | | 2.25 | | 4.50 | | |
| 26.01. | VILLACH | - | SZEKESFEHVAR | 1.55 | | 1.16 | | 4.50 | | 2.15 | | 4.10 | | |

| ČÍSLO UDAL. | DEŇ | ZÁPASY 3. KOLA | PREDBEŽNÉ KURZY / SKUTOČNÉ KURZY | | | | | | | | | | VÁŠ TIP | VÝSLEDOK |
|-------------|------------|----------------|----------------------------------|------|---|------|---|------|--|------|--|------|---------|----------|
| | | | 1 | 10 | 0 | 02 | 2 | | | | | | | |
| 29.01. | SALZBURG | - | VIENNA | 1.55 | | 1.16 | | 4.50 | | 2.15 | | 4.10 | | |
| 29.01. | LINZ | - | ZNOJMO | 2.00 | | 1.36 | | 4.30 | | 1.65 | | 2.65 | | |
| 29.01. | BOLZANO | - | DORNBIRN | 1.90 | | 1.33 | | 4.30 | | 1.70 | | 2.80 | | |
| 29.01. | VILLACH | - | GRAZ | 1.45 | | 1.13 | | 4.60 | | 2.40 | | 4.90 | | |
| 29.01. | KLAGENFURT | - | SZEKESFEHVAR | 1.65 | | 1.21 | | 4.50 | | 2.00 | | 3.50 | | |
| 29.01. | INNSBRUCK | - | LUBLAN | 1.40 | | 1.11 | | 4.80 | | 2.50 | | 5.30 | | |

| ČÍSLO UDAL. | DEŇ | ZÁPASY 4. KOLA | PREDBEŽNÉ KURZY / SKUTOČNÉ KURZY | | | | | | | | | | VÁŠ TIP | VÝSLEDOK |
|-------------|--------------|----------------|----------------------------------|------|---|------|---|------|--|------|--|------|---------|----------|
| | | | 1 | 10 | 0 | 02 | 2 | | | | | | | |
| 31.01. | ZNOJMO | - | SALZBURG | 2.30 | | 1.48 | | 4.10 | | 1.48 | | 2.30 | | |
| 31.01. | DORNBIRN | - | LINZ | 2.40 | | 1.52 | | 4.10 | | 1.45 | | 2.20 | | |
| 31.01. | VIENNA | - | BOLZANO | 1.70 | | 1.25 | | 4.50 | | 1.90 | | 3.30 | | |
| 31.01. | GRAZ | - | INNSBRUCK | 1.80 | | 1.28 | | 4.40 | | 1.80 | | 3.05 | | |
| 31.01. | SZEKESFEHVAR | - | VILLACH | 2.30 | | 1.48 | | 4.10 | | 1.48 | | 2.30 | | |
| 31.01. | LUBLAN | - | KLAGENFURT | 4.90 | | 2.40 | | 4.60 | | 1.13 | | 1.45 | | |

| VYSLEDKY POSLEDNYCH ZÁPASOV | | | | | | | | | | | | | (OZNAČENIE PISMEMOM (V) ZNAMENÁ ZÁPAS HRANY VONKU) | | | | |
|-----------------------------|----------|------|----------|-----|--------------|------|-------------|-----|----------------|-----|------------|-----|--|--|--|--|--|
| BOLZANO | SALZBURG | 4:6 | LINZ (V) | 3:1 | SZEKESFEHVAR | 2:3P | DORNBIRN | 4:1 | KLAGENFURT (V) | 0:4 | ZNOJMO (V) | 6:4 | | | | | |
| DORNBIRN | ZNOJMO | 3:2P | LINZ | 3:0 | BOLZANO (V) | 1:4 | VILLACH (V) | 2:4 | GRAZ | 5:1 | VILLACH | 3: | | | | | |

| | | | | | | | | | | | | | | | | | | | | | | | |
|--------|---------------|---|---------------|-----|------|--|-----|------|-----|-----|-----|-----|-----|-----|------|------|------|------|------|------|------|--|--|
| 26.01. | SONDERJYLLAND | - | RUNGSTED | 0:3 | | | 6:1 | 1:1 | 6:2 | 5:3 | | 3:5 | 2:1 | | 1,35 | 1,10 | 4,90 | 2,70 | 6,00 | | | | |
| 26.01. | RODOVRE | - | AALBORG | 4:1 | | | 6:2 | 3:4 | | 5:2 | 5:1 | | 2:0 | 6:1 | | 1,45 | 1,13 | 4,60 | 2,40 | 4,90 | | | |
| 26.01. | GENTOFTE | - | ODENSE | | 3:5 | | 2:7 | 1:4 | | | | | | | | 3,05 | 1,80 | 4,40 | 1,28 | 1,80 | | | |
| 29.01. | HERNING | - | ESBJERG | 2:4 | | | 2:2 | 3:3 | | 7:1 | | | 5:1 | 3:1 | | 2,00 | 1,36 | 4,30 | 1,65 | 2,65 | | | |
| 28.01. | HERLEV | - | SONDERJYLLAND | 1:5 | | | 0:1 | 3:2 | | 2:5 | 1:4 | | 2:2 | | | 6,50 | 2,90 | 5,30 | 1,10 | 1,30 | | | |
| 29.01. | AALBORG | - | FREDERIKSHAVN | 4:6 | | | 1:3 | 2:10 | | 1:2 | | | 1:5 | | | 5,30 | 2,50 | 4,80 | 1,11 | 1,40 | | | |
| 29.01. | RUNGSTED | - | ODENSE | 2:1 | | | 2:7 | 4:4 | | | | | | | | 2,20 | 1,45 | 4,10 | 1,52 | 2,40 | | | |
| 29.01. | GENTOFTE | - | RODOVRE | 0:4 | | | 3:5 | 1:4 | | 1:6 | | | 1:2 | 2:1 | | 2,80 | 1,70 | 4,30 | 1,33 | 1,90 | | | |
| 31.01. | ESBJERG | - | HERNING | 2:2 | 3:3 | | 4:2 | | | 1:5 | 1:3 | | 1:7 | | | 2,00 | 1,36 | 4,30 | 1,65 | 2,65 | | | |
| 31.01. | SONDERJYLLAND | - | HERLEV | 1:0 | 2:3 | | 5:1 | | | 2:2 | | | 5:2 | 4:1 | | 1,17 | 1,04 | 7,00 | 3,90 | 8,50 | | | |
| 31.01. | FREDERIKSHAVN | - | AALBORG | 3:1 | 10:2 | | 6:4 | | | 5:1 | | | 2:1 | | | 1,22 | 1,06 | 6,30 | 3,40 | 7,50 | | | |
| 31.01. | ODENSE | - | RUNGSTED | 7:2 | 4:4 | | 1:2 | | | | | | | | | 1,80 | 1,28 | 4,40 | 1,80 | 3,05 | | | |
| 31.01. | RODOVRE | - | GENTOFTE | 5:3 | 4:1 | | 4:0 | | | 1:2 | | | 6:1 | | | 2:1 | 1,40 | 1,11 | 4,80 | 2,50 | 5,30 | | |

VÝSLEDKY POSLEDNÝCH ZÁPISOV (OZNAČENIE PÍSMENOM (V) ZNAMENÁ ZÁPAS HRANY VONKU)

| | | | | | | | | | | | | |
|---------------|-------------------|------|-------------------|-----|-------------------|------|-------------------|------|-------------------|-----|-------------------|------|
| AALBORG | ODENSE | 3:2 | SONDERJYLLAND (V) | 2:1 | HERLEV | 2:3P | RUNGSTED (V) | 4:3 | HERNING | 4:2 | SONDERJYLLAND (V) | 0:1 |
| ESBJERG | FREDERIKSHAVN (V) | 3:4P | RUNGSTED | 2:5 | RODOVRE (V) | 4:1 | GENTOFTE | 4:3 | SONDERJYLLAND (V) | 1:3 | SONDERJYLLAND | 0:2 |
| FREDERIKSHAVN | RODOVRE | 4:3P | RODOVRE (V) | 2:5 | ODENSE | 6:2 | SONDERJYLLAND (V) | 2:4 | ODENSE (V) | 4:2 | ODENSE | 4:6 |
| GENTOFTE | SONDERJYLLAND | 0:3 | RUNGSTED | 1:3 | ESBJERG (V) | 3:4 | HERLEV | 2:1 | HERLEV (V) | 5:2 | HERNING | 1:3 |
| HERLEV | RUNGSTED (V) | 0:5 | HERNING | 2:4 | AALBORG (V) | 3:2P | GENTOFTE (V) | 1:2 | GENTOFTE | 2:5 | RODOVRE | 1:10 |
| HERNING | RODOVRE | 3:0 | ODENSE (V) | 9:4 | HERLEV (V) | 4:2 | SONDERJYLLAND | 2:3P | AALBORG (V) | 2:4 | AALBORG | 1:0 |
| RODOVRE | HERNING (V) | 0:3 | FREDERIKSHAVN | 5:2 | ESBJERG | 1:4 | ODENSE (V) | 2:3 | RUNGSTED (V) | 1:2 | RUNGSTED | 5:2 |
| RUNGSTED | HERLEV | 5:0 | ESBJERG (V) | 5:2 | GENTOFTE (V) | 3:1 | AALBORG | 3:4 | RODOVRE | 2:1 | RODOVRE (V) | 2:5 |
| SONDERJYLLAND | GENTOFTE (V) | 3:0 | AALBORG | 1:2 | HERNING (V) | 3:2P | FREDERIKSHAVN | 4:2 | ESBJERG | 3:1 | ESBJERG (V) | 2:0 |
| ODENSE | AALBORG (V) | 2:3 | HERNING | 4:9 | FREDERIKSHAVN (V) | 2:6 | RODOVRE | 3:2 | FREDERIKSHAVN | 2:4 | FREDERIKSHAVN (V) | 6:4 |

| TABUĽKA | | | | | | | | | | CELKOM | | | | | DOMA | | | | | VONKU | | | | | POZN. | | | | |
|---------|---------------|----|----|---|----|---------|------|----|----|--------|----|-------|------|---|------|----|-------|------|----------|-------|--|--|--|--|-------|--|--|--|--|
| 1. | FREDERIKSHAVN | 34 | 19 | 9 | 6 | 141:89 | 6,50 | 70 | 11 | 3 | 3 | 81:40 | 6,94 | 8 | 6 | 3 | 60:49 | 6,06 | PLAY OFF | | | | | | | | | | |
| 2. | SONDERJYLLAND | 34 | 17 | 9 | 8 | 101:70 | 4,76 | 66 | 9 | 2 | 6 | 53:38 | 5,24 | 8 | 7 | 2 | 48:32 | 4,29 | PLAY OFF | | | | | | | | | | |
| 3. | ESBJERG | 34 | 15 | 8 | 11 | 118:92 | 5,94 | 59 | 9 | 5 | 3 | 72:41 | 6,35 | 6 | 3 | 8 | 46:51 | 5,53 | PLAY OFF | | | | | | | | | | |
| 4. | HERNING | 33 | 15 | 9 | 9 | 92:76 | 4,82 | 58 | 9 | 5 | 3 | 45:32 | 4,24 | 6 | 4 | 6 | 47:44 | 5,44 | PLAY OFF | | | | | | | | | | |
| 5. | RODOVRE | 34 | 14 | 7 | 13 | 108:90 | 5,62 | 54 | 9 | 4 | 4 | 55:39 | 5,29 | 5 | 3 | 9 | 53:51 | 5,94 | PLAY OFF | | | | | | | | | | |
| 6. | ODENSE | 34 | 15 | 5 | 14 | 137:127 | 7,82 | 52 | 8 | 4 | 6 | 82:63 | 7,83 | 7 | 1 | 8 | 55:64 | 7,38 | PLAY OFF | | | | | | | | | | |
| 7. | RUNGSTED | 34 | 14 | 5 | 15 | 83:94 | 5,06 | 49 | 9 | 3 | 5 | 41:38 | 4,47 | 5 | 2 | 10 | 42:56 | 5,65 | | | | | | | | | | | |
| 8. | AALBORG | 34 | 12 | 3 | 19 | 91:125 | 6,26 | 40 | 8 | 1 | 8 | 55:53 | 6,29 | 4 | 2 | 11 | 36:72 | 6,24 | | | | | | | | | | | |
| 9. | GENTOFTE | 34 | 10 | 4 | 20 | 79:111 | 5,47 | 34 | 4 | 4 | 8 | 35:47 | 4,88 | 6 | 0 | 12 | 44:64 | 6,00 | | | | | | | | | | | |
| 10. | HERLEV | 35 | 8 | 3 | 24 | 76:152 | 6,43 | 28 | 6 | 0 | 11 | 46:70 | 6,82 | 2 | 3 | 13 | 30:82 | 6,06 | | | | | | | | | | | |

NÓRSKA HOKEJOVÁ LIGA

| ČÍSLO UDAL. | DEŇ | ZÁPASY 35. KOLA | VÝSLEDKY V ROKU | | | | | | | | PREDBEŽNÉ KURZY | | | | | VÁŠ TIP | VÝSLEDOK | | |
|-------------|-------------|-----------------|-----------------|-----|--|------|-----------|-----|-----|-----|-----------------|-----|------|------|------|---------|----------|--|--|
| | | | 2015-2016 | | | | 2014-2015 | | | | 1 | 10 | 0 | 02 | 2 | | | | |
| 28.01. | KONGSVINGER | - | STORHAMAR | 3:3 | | 0:2 | 0:4 | 1:8 | 1:8 | 2:6 | 2:14 | 2:8 | 9,00 | 4,10 | 7,50 | 1,03 | 1,15 | | |
| 28.01. | MANGLERUD | - | SARPSBORG | 2:3 | | 0:10 | 1:6 | 2:5 | 1:7 | 4:2 | 0:7 | 3:5 | 5,30 | 2,50 | 4,80 | 1,11 | 1,40 | | |
| 28.01. | LILLEHAMMER | - | FRISK A. | 2:1 | | 2:2 | 3:6 | 2:4 | 1:2 | 2:3 | 0:3 | 3:2 | 2,95 | 1,75 | 4,30 | 1,30 | 1,85 | | |
| 28.01. | STJERNEN | - | LORENSKOG | 0:3 | | 2:4 | 4:4 | 1:4 | 7:3 | 4:1 | 3:5 | 1:2 | 3,50 | 2,00 | 4,50 | 1,21 | 1,65 | | |

| ČÍSLO UDAL. | DEŇ | ZÁPASY 36. KOLA | VÝSLEDKY V ROKU | | | | | | | | PREDBEŽNÉ KURZY | | | | | VÁŠ TIP | VÝSLEDOK | | |
|-------------|-----------|-----------------|-----------------|-----|--|-----|-----------|------|-----|-----|-----------------|------|------|------|-------|---------|----------|--|--|
| | | | 2015-2016 | | | | 2014-2015 | | | | 1 | 10 | 0 | 02 | 2 | | | | |
| 30.01. | LORENSKOG | - | STAVANGER | 6:3 | | 2:6 | 2:7 | 0:1 | 2:1 | 3:2 | 1:1 | 2:25 | 1,46 | 4,10 | 1,50 | 2,35 | | | |
| 30.01. | SARPSBORG | - | LILLEHAMMER | 7:5 | | 1:0 | 1:5 | 6:2 | 5:2 | 1:2 | 1:1 | 1,30 | 1,10 | 5,30 | 2,90 | 6,50 | | | |
| 30.01. | VALERENGA | - | KONGSVINGER | 0:2 | | 4:1 | 0:2 | 6:1 | | 7:1 | 4:1 | 9:3 | 1,05 | 1,01 | 11,00 | 7,00 | 14,50 | | |
| 31.01. | STORHAMAR | - | MANGLERUD | 3:0 | | 3:3 | 4:2 | 10:3 | 1:1 | 7:2 | 5:0 | 1,20 | 1,05 | 6,50 | 3,60 | 8,00 | | | |
| 31.01. | FRISK A. | - | STJERNEN | 2:2 | | 4:3 | 2:2 | 5:1 | 8:2 | 3:2 | 4:2 | 1,40 | 1,11 | 4,80 | 2,50 | 5,30 | | | |

| TABUĽKA PÓ 34. KOLE | | | | | | | | | | CELKOM | | | | | DOMA | | | | | VONKU | | | | | POZN. | | | | |
|---------------------|-------------|----|----|---|----|---------|------|----|----|--------|----|-------|------|----|------|----|-------|------|----------|-------|--|--|--|--|-------|--|--|--|--|
| 1. | STAVANGER | 34 | 23 | 8 | 3 | 148:65 | 6,03 | 79 | 13 | 2 | 2 | 83:28 | 6,41 | 10 | 6 | 1 | 65:37 | 5,65 | PLAY OFF | | | | | | | | | | |
| 2. | LORENSKOG | 34 | 20 | 5 | 9 | 124:83 | 5,94 | 68 | 12 | 1 | 4 | 73:39 | 6,53 | 8 | 4 | 5 | 51:44 | 5,35 | PLAY OFF | | | | | | | | | | |
| 3. | SARPSBORG | 34 | 18 | 8 | 8 | 129:101 | 6,53 | 67 | 10 | 6 | 1 | 76:43 | 6,65 | 8 | 2 | 7 | 53:58 | 6,41 | PLAY OFF | | | | | | | | | | |
| 4. | VALERENGA | 34 | 17 | 5 | 12 | 96:73 | 4,82 | 60 | 8 | 3 | 5 | 50:34 | 5,06 | 9 | 2 | 7 | 46:39 | 4,61 | PLAY OFF | | | | | | | | | | |
| 5. | STORHAMAR | 35 | 17 | 6 | 12 | 110:87 | 5,46 | 59 | 10 | 3 | 7 | 65:45 | 5,35 | 7 | 3 | 5 | 45:42 | 5,60 | PLAY OFF | | | | | | | | | | |
| 6. | FRISK A. | 34 | 15 | 8 | 11 | 99:88 | 5,26 | 58 | 8 | 5 | 4 | 53:44 | 5,41 | 7 | 3 | 7 | 46:44 | 5,12 | PLAY OFF | | | | | | | | | | |
| 7. | STJERNEN | 34 | 11 | 9 | 14 | 115:124 | 6,76 | 46 | 3 | 4 | 8 | 43:54 | 6,20 | 8 | 5 | 6 | 72:70 | 7,21 | PLAY OFF | | | | | | | | | | |
| 8. | MANGLERUD | 34 | 8 | 5 | 21 | 86:140 | 6,50 | 31 | 4 | 4 | 9 | 49:59 | 6,12 | 4 | 1 | 12 | 37:81 | 6,88 | PLAY OFF | | | | | | | | | | |
| 9. | LILLEHAMMER | 35 | 7 | 6 | 22 | 88:128 | 6,00 | 30 | 6 | 2 | 10 | 45:60 | 5,72 | 1 | 4 | 12 | 43:68 | 6,29 | BARAZ | | | | | | | | | | |
| 10. | KONGSVINGER | 34 | 4 | 2 | 28 | 55:161 | 6,29 | 15 | 3 | 1 | 13 | 32:75 | 6,24 | 1 | 1 | 15 | 23:86 | 6,35 | ZOSTUP | | | | | | | | | | |

BIELORUSKÁ HOKEJOVÁ LIGA

| TABUĽKA | | | | | | | | | | CELKOM | | | | | DOMA | | | | | VONKU | | | | | POZN. | | | | |
|---------|---------------|----|----|---|---|----|--------|-----|----|--------|---|---|-------|---|------|---|---|-------|----------|-------|--|--|--|--|-------|--|--|--|--|
| 1. | JUNOST MINSK | 22 | 17 | 2 | 0 | 3 | 99:44 | 5,5 | 10 | 1 | 0 | 0 | 52:17 | 7 | 1 | 0 | 3 | 47:27 | PLAY OFF | | | | | | | | | | |
| 2. | SOLIGORSK | 22 | 17 | 1 | 1 | 3 | 78:35 | 5,4 | 11 | 0 | 0 | 0 | 42:12 | 6 | 1 | 1 | 3 | 36:23 | PLAY OFF | | | | | | | | | | |
| 3. | GOMEL | 22 | 14 | 2 | 2 | 4 | 86:35 | 4,8 | 7 | 2 | 1 | 1 | 43:19 | 7 | 0 | 1 | 3 | 43:16 | PLAY OFF | | | | | | | | | | |
| 4. | GRODNO | 22 | 15 | 1 | 1 | 5 | 72:37 | 4,8 | 7 | 1 | 1 | 2 | 36:20 | 8 | 0 | 0 | 3 | 36:17 | PLAY OFF | | | | | | | | | | |
| 5. | DYN.MOLODEČNO | 22 | 14 | 1 | 2 | 5 | 72:54 | 4,6 | 9 | 0 | 0 | 2 | 42:24 | 5 | 1 | 2 | 3 | 30:30 | PLAY OFF | | | | | | | | | | |
| 6. | ZHLOBIN | 22 | 10 | 2 | 3 | 7 | 62:40 | 3,7 | 4 | 2 | 1 | 4 | 31:21 | 6 | 0 | 2 | 3 | 31:19 | PLAY OFF | | | | | | | | | | |
| 7. | HK LIDA | 22 | 8 | 1 | 0 | 13 | 66:83 | 2,6 | 4 | 0 | 0 | 7 | 32:43 | 4 | 1 | 0 | 6 | 34:40 | PLAY OFF | | | | | | | | | | |
| 8. | NOVOPOLOTSK | 22 | 4 | 5 | 1 | 12 | 40:53 | 2,3 | 1 | 3 | 1 | 6 | 19:29 | 3 | 2 | 0 | 6 | 21:24 | PLAY OFF | | | | | | | | | | |
| 9. | HK BREST | 22 | 5 | 2 | 2 | 13 | 37:73 | 2,1 | 2 | 1 | 1 | 7 | 17:32 | 3 | 1 | 1 | 6 | 20:41 | | | | | | | | | | | |
| 10. | D.BORJUSK | 22 | 4 | 0 | 1 | 17 | 49:86 | 1,3 | 1 | 0 | 1 | 9 | 21:43 | 3 | 0 | 0 | 8 | 28:43 | | | | | | | | | | | |
| 11. | VITEBSK | 22 | 3 | 1 | 2 | 16 | 45:92 | 1,3 | 3 | 1 | 0 | 7 | 24:44 | 0 | 0 | 2 | 9 | 21:48 | | | | | | | | | | | |
| 12. | MOGILEV | 22 | 2 | 1 | 4 | 15 | 42:116 | 1,2 | 1 | 0 | 2 | 8 | 19:66 | 1 | 1 | 2 | 7 | 23:50 | | | | | | | | | | | |

BRITSKÁ HOKEJOVÁ LIGA

| TABUĽKA | | | | | | | | | | CELKOM | | | | | DOMA | | | | | VONKU | | | | | POZN. | | | | |
|---------|----------------|----|----|---|----|----|---------|-----|----|--------|---|---|-------|---|------|---|----|-------|----------|-------|--|--|--|--|-------|--|--|--|--|
| 1. | CARDIFF | 38 | 19 | 5 | 4 | 10 | 134:101 | 5,2 | 13 | 2 | 1 | 2 | 78:42 | 6 | 3 | 3 | 8 | 56:59 | PLAY OFF | | | | | | | | | | |
| 2. | SHEFFIELD | 36 | 18 | 5 | 2 | 11 | 131:117 | 4,8 | 13 | 2 | 1 | 3 | 65:43 | 5 | 3 | 1 | 8 | 66:74 | PLAY OFF | | | | | | | | | | |
| 3. | BRAEHEAD | 34 | 18 | 2 | 7 | 7 | 122:95 | 4,7 | 11 | 1 | 4 | 1 | 67:43 | 7 | 1 | 3 | 6 | 55:52 | PLAY OFF | | | | | | | | | | |
| 4. | BELFAST | 36 | 15 | 7 | 1 | 13 | 125:107 | 4,5 | 9 | 2 | 1 | 6 | 60:47 | 6 | 5 | 0 | 7 | 65:60 | PLAY OFF | | | | | | | | | | |
| 5. | NOTTINGHAM | 35 | 17 | 4 | 2 | 12 | 132:99 | 4,4 | 12 | 3 | 1 | 3 | 83:46 | 5 | 1 | 1 | 9 | 49:53 | PLAY OFF | | | | | | | | | | |
| 6. | DUNDEE | 37 | 13 | 3 | 10 | 11 | 146:142 | 4,2 | 7 | 2 | 5 | 3 | 72:61 | 6 | 1 | 5 | 8 | 74:81 | PLAY OFF | | | | | | | | | | |
| 7. | FIFE | 34 | 13 | 4 | 2 | 15 | 110:110 | 3,6 | 10 | 2 | 0 | 6 | 69:48 | 3 | 2 | 2 | 9 | 41:62 | PLAY OFF | | | | | | | | | | |
| 8. | COVENTRY | 34 | 10 | 4 | 3 | 17 | 95:120 | 3,1 | 7 | 2 | 2 | 6 | 57:53 | 3 | 2 | 1 | 11 | 38:67 | PLAY OFF | | | | | | | | | | |
| 9. | MANCHESTER ST. | 36 | 10 | 1 | 4 | 21 | 119:158 | 2,6 | 4 | 1 | 3 | 7 | 50:60 | 6 | 0 | 1 | 14 | 69:98 | | | | | | | | | | | |
| 10. | EDINBURGH | 36 | 6 | 4 | 4 | 22 | 109:174 | 2,4 | 6 | 3 | 1 | 8 | 77:84 | 0 | 1 | 3 | 14 | 32:90 | | | | | | | | | | | |

FRANCÚZSKÁ HOKEJOVÁ LIGA

| TABUĽKA | | | | | | | | | | CELKOM | | | | | DOMA | | | | | VONKU | | | | | POZN. | | | | |
|---------|--------|----|--|--|--|--|--|--|--|--------|--|--|--|--|------|--|--|--|--|-------|--|--|--|--|-------|--|--|--|--|
| 1. | EPINAL | 21 | | | | | | | | | | | | | | | | | | | | | | | | | | | |

| | | | | | | | | | | | | | | | | | | |
|----|------------|----|----|---|---|----|---------|----|---|---|---|----|-------|---|---|---|----|-------|
| 3. | VIPITENO | 33 | 14 | 3 | 3 | 13 | 100:95 | 51 | 9 | 2 | 1 | 5 | 59:43 | 5 | 1 | 2 | 8 | 41:52 |
| 4. | ASIAGO | 32 | 14 | 2 | 3 | 13 | 114:104 | 49 | 8 | 1 | 0 | 6 | 56:48 | 6 | 1 | 3 | 7 | 58:56 |
| 5. | FASSA | 33 | 10 | 2 | 7 | 14 | 92:105 | 41 | 7 | 1 | 2 | 6 | 43:38 | 3 | 1 | 5 | 8 | 49:67 |
| 6. | VALPELLICE | 33 | 9 | 2 | 3 | 19 | 75:118 | 34 | 5 | 2 | 2 | 8 | 44:58 | 4 | 0 | 1 | 11 | 31:60 |
| 7. | GHERDEINA | 33 | 7 | 5 | 2 | 19 | 85:133 | 33 | 4 | 3 | 2 | 7 | 47:62 | 3 | 2 | 0 | 12 | 38:71 |
| 8. | CORTINA | 32 | 7 | 4 | 2 | 19 | 90:122 | 31 | 4 | 2 | 1 | 10 | 53:68 | 3 | 2 | 1 | 9 | 37:54 |

NHL

| ČÍSLO UDAL. | DEŇ | ZÁPASY | VYSLEDKY V ROKU | | | | | | | | PREDBEŽNÉ KURZY | | | | VAŠ TIP | VYSLEDOK |
|-------------|--------|---------------------------|-----------------|-------|------|-------|-----------|-------|------|-------|-----------------|------|------|------|---------|----------|
| | | | 2015-2016 | | | | 2014-2015 | | | | 1 | 10 | 0 | 02 | | |
| | | | DOMA | VONKU | DOMA | VONKU | DOMA | VONKU | DOMA | VONKU | | | | | | |
| 900 | 26.01. | PHILADELPHIA - BOSTON | | 4:4 | | 1:3 | | | 1:2 | 2:2 | 2,50 | 1,48 | 3,80 | 1,44 | 2,40 | |
| 901 | 26.01. | COLUMBUS - MONTREAL | | 1:2 | | 2:3 | | 2:5 | 1:3 | | 2,60 | 1,53 | 3,80 | 1,41 | 2,30 | |
| 902 | 26.01. | NY ISLANDERS - DETROIT | | | | 5:4 | | | 2:1 | 1:4 | 2,30 | 1,41 | 3,80 | 1,53 | 2,60 | |
| 903 | 26.01. | NY RANGERS - BUFFALO | | | | 6:1 | | | 3:1 | | 1,85 | 1,25 | 3,90 | 1,78 | 3,50 | |
| 904 | 26.01. | MINNESOTA - ARIZONA | | 4:3 | 1:1 | 2:0 | 3:1 | | 3:3 | | 1,90 | 1,26 | 3,90 | 1,75 | 3,45 | |
| 905 | 26.01. | DALLAS - CALGARY | 1:3 | | | 3:3 | | | 2:1 | 3:3 | 1,85 | 1,25 | 3,90 | 1,78 | 3,50 | |
| 906 | 27.01. | CAROLINA - CHICAGO | | 2:1 | | 1:3 | | | 2:5 | | 2,70 | 1,55 | 3,80 | 1,40 | 2,25 | |
| 907 | 27.01. | PITTSBURGH - NEW JERSEY | | 0:4 | | 8:3 | 1:0 | | 1:3 | 1:1 | 0:2 | 1,85 | 1,25 | 3,90 | 1,78 | 3,50 |
| 908 | 27.01. | BOSTON - ANAHEIM | | | | 2:2 | | | 2:3 | | 2,10 | 1,34 | 3,80 | 1,65 | 2,90 | |
| 909 | 27.01. | OTTAWA - BUFFALO | | 3:1 | | 5:2 | 3:2 | | 4:4 | 2:1 | 2,00 | 1,29 | 3,80 | 1,69 | 3,15 | |
| 910 | 27.01. | FLORIDA - TORONTO | | | | 6:4 | 2:3 | | 3:2 | 4:1 | 1,85 | 1,25 | 3,90 | 1,78 | 3,50 | |
| 911 | 27.01. | MONTREAL - COLUMBUS | 2:1 | | | 3:1 | | | 3:2 | 5:2 | 1,95 | 1,27 | 3,90 | 1,70 | 3,25 | |
| 912 | 27.01. | WINNIPEG - ARIZONA | 3:2 | | 2:4 | 3:3 | | | 6:2 | 1:4 | 2,00 | 1,29 | 3,80 | 1,69 | 3,15 | |
| 913 | 27.01. | VANCOUVER - NASHVILLE | | | | 1:3 | | | 1:5 | 4:4 | 2,40 | 1,44 | 3,80 | 1,48 | 2,50 | |
| 914 | 27.01. | SAN JOSE - COLORADO | 3:6 | | 4:3 | 5:1 | | | 2:2 | | 2,10 | 1,34 | 3,80 | 1,65 | 2,90 | |
| 915 | 28.01. | TAMPA BAY - TORONTO | | | 4:4 | 3:2 | 4:2 | | 2:5 | 1:3 | 1,90 | 1,26 | 3,90 | 1,75 | 3,45 | |
| 916 | 28.01. | WASHINGTON - PHILADELPHIA | | | 5:2 | 1:0 | 1:3 | | 2:2 | 2:3 | 1,85 | 1,25 | 3,90 | 1,78 | 3,50 | |
| 917 | 28.01. | CALGARY - NASHVILLE | | | 1:1 | 4:3 | | | 2:2 | 5:2 | 2,50 | 1,48 | 3,80 | 1,44 | 2,40 | |
| 918 | 28.01. | LOS ANGELES - COLORADO | 2:1 | | 1:4 | 3:1 | | | 4:1 | 5:2 | 1,85 | 1,25 | 3,90 | 1,78 | 3,50 | |

VYSLEDKY POSLEDNYCH ZÁPASOV

| ANAHEIM | ARIZONA | BOSTON | BUFFALO | CALGARY | CAROLINA | CHICAGO | COLORADO | COLUMBUS | DALLAS | DETROIT | EDMONTON | FLORIDA | LOS ANGELES | MINNESOTA | MONTREAL | NEW JERSEY | NEW JERSEY | OTTAWA | PHILADELPHIA | PITTSBURGH | PITTSBURGH | SAN JOSE | ST. LOUIS | TAMPA BAY | TORONTO | VANCOUVER | WASHINGTON | WINNIPEG | | | | | |
|--------------|-----------------|--------|-----------------|---------|------------------|---------|------------------|----------|------------------|---------|------------|---------|-------------|-----------|----------|------------|------------|--------|--------------|------------|------------|----------|-----------|-----------|---------|-----------|------------|----------|--|--|--|--|--|
| DETROIT (V) | MINNESOTA | 4:3 | LOS ANGELES | 2:3 | DALLAS | 4:2 | OTTAWA | 4:1 | DETROIT | 1:2 | NEW JERSEY | 0:2 | DETROIT | 2:3P | EDMONTON | 4:3P | | | | | | | | | | | | | | | | | |
| LOS ANGELES | SAN JOSE | 3:2 | BUFFALO | 1:2 | NEW JERSEY | 0:2 | DETROIT | 2:3P | EDMONTON | 4:3P | | | | | | | | | | | | | | | | | | | | | | | |
| COLUMBUS | VANCOUVER | 3:2P | MONTREAL (V) | 4:1 | TORONTO | 3:2 | BUFFALO (V) | 4:1 | PHILADELPHIA (V) | 2:3 | | | | | | | | | | | | | | | | | | | | | | | |
| DETROIT | COLORADO (V) | 0:3 | ARIZONA (V) | 4:1 | WASHINGTON | 4:1 | BOSTON | 1:4 | MINNESOTA (V) | 3:2 | | | | | | | | | | | | | | | | | | | | | | | |
| COLUMBUS (V) | NEW JERSEY (V) | 4:2 | EDMONTON (V) | 1:2P | FLORIDA | 6:0 | SAN JOSE | 4:5P | ARIZONA | 1:2 | | | | | | | | | | | | | | | | | | | | | | | |
| NY RANGERS | TORONTO (V) | 1:4 | PITTSBURGH (V) | 0:2P | VANCOUVER | 2:3P | ST. LOUIS (V) | 4:1 | PITTSBURGH | 3:2P | | | | | | | | | | | | | | | | | | | | | | | |
| FLORIDA (V) | TAMPA BAY (V) | 0:4 | NASHVILLE (V) | 4:1 | MONTREAL | 5:2 | TORONTO (V) | 4:1 | MONTREAL (V) | 2:1 | | | | | | | | | | | | | | | | | | | | | | | |
| DALLAS (V) | ST. LOUIS | 3:1 | BUFFALO | 2:1 | WINNIPEG (V) | 2:1 | COLUMBUS (V) | 4:1 | NEW JERSEY | 3:0 | | | | | | | | | | | | | | | | | | | | | | | |
| BOSTON (V) | CALGARY | 2:3P | WASHINGTON | 3:6 | COLORADO | 2:1 | TORONTO (V) | 3:1 | NY ISLANDERS (V) | 2:5 | | | | | | | | | | | | | | | | | | | | | | | |
| COLORADO | EDMONTON | 1:3 | LOS ANGELES (V) | 2:3 | SAN JOSE (V) | 3:4P | ANAHEIM (V) | 2:4 | MINNESOTA | 1:2 | | | | | | | | | | | | | | | | | | | | | | | |
| ANAHEIM | BUFFALO (V) | 3:4 | ST. LOUIS | 1:2 | PHILADELPHIA | 1:2P | ARIZONA (V) | 3:2P | LOS ANGELES (V) | 2:4 | | | | | | | | | | | | | | | | | | | | | | | |
| DALLAS (V) | DALLAS (V) | 1:4 | TAMPA BAY (V) | 4:6 | FLORIDA (V) | 4:2 | CALGARY | 2:1P | SAN JOSE (V) | 1:2P | | | | | | | | | | | | | | | | | | | | | | | |
| TAMPA BAY | CHICAGO | 5:2 | EDMONTON | 2:4 | TAMPA BAY (V) | 1:3 | CALGARY (V) | 0:6 | VANCOUVER (V) | 2:3P | | | | | | | | | | | | | | | | | | | | | | | |
| ARIZONA (V) | MINNESOTA | 2:3 | DALLAS | 3:2 | ANAHEIM (V) | 3:2 | OTTAWA | 3:5 | DETROIT | 4:2 | | | | | | | | | | | | | | | | | | | | | | | |
| SAN JOSE (V) | LOS ANGELES (V) | 3:4 | ANAHEIM (V) | 1:3 | NASHVILLE (V) | 0:3 | WINNIPEG | 0:1 | BUFFALO | 2:3 | | | | | | | | | | | | | | | | | | | | | | | |
| TORONTO (V) | BOSTON | 3:2P | CHICAGO (V) | 2:5 | ST. LOUIS (V) | 3:4P | CHICAGO | 1:2 | PITTSBURGH | 1:3 | | | | | | | | | | | | | | | | | | | | | | | |
| OTTAWA (V) | VANCOUVER | 5:2 | NY RANGERS | 3:1 | COLUMBUS | 5:2 | PHILADELPHIA (V) | 0:4 | WASHINGTON | 1:4 | | | | | | | | | | | | | | | | | | | | | | | |
| CAROLINA (V) | VANCOUVER | 4:1 | WASHINGTON (V) | 2:5 | PHILADELPHIA (V) | 3:2P | NY ISLANDERS (V) | 1:3 | BOSTON | 2:1 | | | | | | | | | | | | | | | | | | | | | | | |
| EDMONTON (V) | WINNIPEG (V) | 4:1 | CHICAGO | 1:4 | MINNESOTA | 3:0 | WINNIPEG (V) | 4:5P | CHICAGO (V) | 2:3 | | | | | | | | | | | | | | | | | | | | | | | |
| WINNIPEG (V) | OTTAWA | 3:1 | CALGARY | 4:2 | ARIZONA (V) | 2:0 | COLORADO (V) | 0:3 | ST. LOUIS (V) | 2:5 | | | | | | | | | | | | | | | | | | | | | | | |
| NY ISLANDERS | NEW JERSEY (V) | 2:5 | SAN JOSE (V) | 4:3P | LOS ANGELES (V) | 5:3 | ANAHEIM (V) | 1:4 | WASHINGTON (V) | 1:7 | | | | | | | | | | | | | | | | | | | | | | | |
| PHILADELPHIA | PITTSBURGH (V) | 3:4 | TORONTO | 2:3 | DETROIT (V) | 2:1P | NY RANGERS | 3:2 | NY ISLANDERS | 4:0 | | | | | | | | | | | | | | | | | | | | | | | |
| PITTSBURGH | VANCOUVER | 5:4 | PHILADELPHIA | 4:3 | ST. LOUIS (V) | 2:5 | CAROLINA | 4:5P | CAROLINA (V) | 2:3P | | | | | | | | | | | | | | | | | | | | | | | |
| SAN JOSE | MINNESOTA | 4:3 | ARIZONA (V) | 3:1 | OTTAWA | 3:4P | DALLAS | 4:3P | EDMONTON | 2:1P | | | | | | | | | | | | | | | | | | | | | | | |
| ST. LOUIS | COLORADO (V) | 1:2P | DETROIT (V) | 2:1 | PITTSBURGH | 4:3P | MONTREAL | 4:3P | CAROLINA | 1:4 | | | | | | | | | | | | | | | | | | | | | | | |
| TAMPA BAY | FLORIDA (V) | 2:5 | CHICAGO | 2:1 | EDMONTON | 6:4 | FLORIDA | 3:1 | PITTSBURGH | 5:4P | | | | | | | | | | | | | | | | | | | | | | | |
| TORONTO | MONTREAL | 2:3P | CAROLINA | 0:1P | PHILADELPHIA (V) | 3:2 | BOSTON (V) | 2:3 | CHICAGO | 1:4 | | | | | | | | | | | | | | | | | | | | | | | |
| VANCOUVER | PITTSBURGH (V) | 4:5 | BOSTON (V) | 4:2 | NY RANGERS (V) | 2:3P | NY ISLANDERS (V) | 2:1P | CAROLINA (V) | 3:2P | | | | | | | | | | | | | | | | | | | | | | | |
| WASHINGTON | COLUMBUS (V) | 6:3 | NY RANGERS | 5:2 | BUFFALO (V) | 1:4 | VANCOUVER | 4:1 | OTTAWA | 7:1 | | | | | | | | | | | | | | | | | | | | | | | |
| WINNIPEG | NEW JERSEY | 1:3 | NASHVILLE | 1:4 | COLORADO | 1:2 | MINNESOTA (V) | 1:0 | NASHVILLE | 5:4P | | | | | | | | | | | | | | | | | | | | | | | |

YVCHODNÁ KONFERENCIA

| METROPOLITNÁ DIVÍZIA | | CELKOM | | | | DOMA | | | | VONKU | | | | POZN. | | | | |
|----------------------|--------------|--------|----|---|---|------|---------|----|----|-------|---|----|-------|-------|---|---|----|-------|
| 1. | WASHINGTON | 46 | 30 | 5 | 3 | 8 | 155:100 | 73 | 16 | 2 | 1 | 3 | 78:44 | 14 | 3 | 2 | 5 | 77:56 |
| 2. | NY RANGERS | 47 | 21 | 5 | 5 | 16 | 136:123 | 57 | 15 | 2 | 2 | 5 | 77:53 | 6 | 3 | 3 | 11 | 59:70 |
| 3. | NY ISLANDERS | 46 | 20 | 5 | 6 | 15 | 128:114 | 56 | 13 | 2 | 3 | 7 | 76:61 | 7 | 3 | 3 | 8 | 52:53 |
| 4. | NEW JERSEY | 49 | 17 | 8 | 5 | 19 | 114:116 | 55 | 6 | 5 | 3 | 10 | 55:58 | 11 | 3 | 2 | 9 | 59:58 |
| 5. | PITTSBURGH | 47 | 19 | 4 | 7 | 17 | 119:120 | 53 | 10 | 3 | 4 | 7 | 68:65 | 9 | 1 | 3 | 10 | 51:55 |
| 6.</ | | | | | | | | | | | | | | | | | | |

| | | | | | | | | | | | | | | | | | | | | |
|--------------------------|--------------|---------------|----|---|---|----|---------|-------------|----|---|---|----|-------|--------------|---|---|----|-------|--|--------------|
| 3. | CHARLOTTE | 40 | 18 | 7 | 3 | 12 | 129:116 | 53 | 8 | 3 | 2 | 7 | 59:59 | 10 | 4 | 1 | 5 | 70:57 | | |
| 4. | GRAND RAP. | 40 | 19 | 5 | 2 | 14 | 121:99 | 50 | 12 | 3 | 1 | 6 | 71:52 | 7 | 2 | 1 | 8 | 50:47 | | |
| 5. | LAKE ERIE | 43 | 18 | 3 | 7 | 15 | 109:113 | 49 | 10 | 2 | 3 | 4 | 53:43 | 8 | 1 | 4 | 11 | 56:70 | | |
| 6. | CHICAGO W. | 40 | 13 | 6 | 3 | 18 | 119:116 | 41 | 11 | 2 | 1 | 6 | 65:44 | 2 | 4 | 2 | 12 | 54:72 | | |
| 7. | MANITOBA | 39 | 10 | 1 | 6 | 22 | 78:127 | 28 | 7 | 1 | 3 | 9 | 44:55 | 3 | 0 | 3 | 13 | 34:72 | | |
| 8. | IOWA | 43 | 5 | 6 | 5 | 27 | 88:133 | 27 | 2 | 2 | 4 | 14 | 46:72 | 3 | 4 | 1 | 13 | 42:61 | | |
| PACIFICKÁ DIVIZIA | | CELKOM | | | | | | DOMA | | | | | | VONKU | | | | | | POZN. |
| 1. | TEXAS | 44 | 20 | 2 | 6 | 16 | 166:148 | 50 | 9 | 2 | 2 | 7 | 85:68 | 11 | 0 | 4 | 9 | 81:80 | | |
| 2. | ONTARIO R. | 36 | 17 | 6 | 3 | 10 | 97:73 | 49 | 10 | 4 | 3 | 5 | 57:42 | 7 | 2 | 0 | 5 | 40:31 | | |
| 3. | S.JOSE BARR. | 37 | 12 | 6 | 8 | 11 | 106:109 | 44 | 7 | 3 | 2 | 8 | 63:67 | 5 | 3 | 6 | 3 | 43:42 | | |
| 4. | SAN ANTONIO | 43 | 14 | 4 | 7 | 18 | 125:132 | 43 | 5 | 1 | 3 | 12 | 61:66 | 9 | 3 | 4 | 6 | 64:66 | | |
| 5. | SAN DIEGO | 38 | 13 | 6 | 2 | 17 | 99:114 | 40 | 5 | 4 | 2 | 5 | 51:46 | 8 | 2 | 0 | 12 | 48:68 | | |
| 6. | BAKERSFIELD | 36 | 15 | 1 | 4 | 16 | 103:110 | 36 | 8 | 1 | 1 | 6 | 44:36 | 7 | 0 | 3 | 10 | 59:74 | | |
| 7. | STOCKTON | 34 | 12 | 3 | 3 | 16 | 100:106 | 33 | 6 | 3 | 0 | 6 | 50:38 | 6 | 0 | 3 | 10 | 50:68 | | |

BASKETBAL - EUROLIGA, MUŽI

| ČÍSLO UDAL. | DEŇ | TOP 16 - 5. ZÁPASY | PREDBEŽNÉ KURZY / SKUTOČNÉ KURZY | | | | | | | | VAŠ TIP | VÝSLEDOK | |
|------------------|---------------|--------------------|----------------------------------|-------------|---------|-------|------|--------------|---------|---|---------|--------------|----------|
| | | | 1 | 10 | 0 | 02 | 2 | 2 | | | | | |
| 28.01. | FENERBAHCE U. | - | CED.ZAGREB | 1,05 | 1,01 | 20,00 | 6,30 | 9,00 | | | | | |
| 29.01. | MALAGA | - | A.FEFES | 1,60 | 1,45 | 16,00 | 2,05 | 2,40 | | | | | |
| 29.01. | CZ BEOGRAD | - | KRASNODAR | 2,15 | 1,90 | 15,50 | 1,55 | 1,70 | | | | | |
| 29.01. | PANATHINAIKOS | - | DARUSSAFKA | 1,15 | 1,10 | 19,00 | 4,20 | 5,00 | | | | | |
| 28.01. | CSKA MOSKVA | - | BAMBERG | 1,10 | 1,05 | 19,00 | 5,00 | 7,00 | | | | | |
| 28.01. | REAL MADRID | - | OLYMPIAKOS | 1,35 | 1,25 | 17,00 | 2,70 | 3,20 | | | | | |
| 29.01. | CHIMKI M. | - | Z.KAUNAS | 1,15 | 1,10 | 19,00 | 4,20 | 5,00 | | | | | |
| 29.01. | BARCELONA | - | LABORAL | 1,20 | 1,12 | 18,00 | 3,60 | 4,50 | | | | | |
| SKUPINA E | | | CELKOM | DOMA | | | | VONKU | | | | POZN. | |
| 1. | FENERBAHCE U. | 4 | 4 | 0 | 361:319 | 8 | 2 | 0 | 167:154 | 2 | 0 | 194:165 | PLAY OFF |
| 2. | KRASNODAR | 4 | 3 | 1 | 322:304 | 6 | 2 | 0 | 154:144 | 1 | 1 | 168:160 | PLAY OFF |
| 3. | CZ BEOGRAD | 4 | 2 | 2 | 310:309 | 4 | 1 | 1 | 152:161 | 1 | 1 | 158:148 | PLAY OFF |
| 4. | MALAGA | 4 | 2 | 2 | 299:284 | 4 | 2 | 0 | 160:129 | 0 | 2 | 139:155 | PLAY OFF |
| 5. | A.FEFES | 4 | 2 | 2 | 326:317 | 4 | 2 | 0 | 169:155 | 0 | 2 | 157:162 | |
| 6. | CED.ZAGREB | 4 | 2 | 2 | 305:331 | 4 | 1 | 1 | 159:169 | 1 | 1 | 146:162 | |
| 7. | PANATHINAIKOS | 4 | 1 | 3 | 273:298 | 2 | 1 | 1 | 131:140 | 0 | 2 | 142:158 | |
| 8. | DARUSSAFKA | 4 | 0 | 4 | 305:339 | 0 | 0 | 2 | 172:185 | 0 | 2 | 133:154 | |
| SKUPINA F | | | CELKOM | DOMA | | | | VONKU | | | | POZN. | |
| 1. | CHIMKI M. | 4 | 3 | 1 | 315:305 | 6 | 3 | 0 | 245:218 | 0 | 1 | 70:87 | PLAY OFF |
| 2. | CSKA MOSKVA | 4 | 2 | 2 | 348:335 | 4 | 2 | 0 | 188:163 | 0 | 2 | 160:172 | PLAY OFF |
| 3. | OLYMPIAKOS | 4 | 2 | 2 | 283:290 | 4 | 1 | 1 | 146:139 | 1 | 1 | 137:151 | PLAY OFF |
| 4. | LABORAL | 4 | 2 | 2 | 314:297 | 4 | 1 | 1 | 157:153 | 1 | 1 | 157:144 | PLAY OFF |
| 5. | BAMBERG | 4 | 2 | 2 | 313:295 | 4 | 1 | 0 | 96:63 | 1 | 2 | 217:232 | |
| 6. | REAL MADRID | 4 | 2 | 2 | 341:347 | 4 | 2 | 1 | 260:252 | 0 | 1 | 81:95 | |
| 7. | BARCELONA | 4 | 2 | 2 | 318:323 | 4 | 1 | 0 | 87:70 | 1 | 2 | 231:253 | |
| 8. | Z.KAUNAS | 4 | 1 | 3 | 292:332 | 2 | 1 | 1 | 143:174 | 0 | 2 | 149:188 | |

BASKETBAL - EUROLIGA, ŽENY

| ČÍSLO UDAL. | DEŇ | 12. KOLO | PREDBEŽNÉ KURZY / SKUTOČNÉ KURZY | | | | | | | | VAŠ TIP | VÝSLEDOK | |
|------------------|---------------|----------|----------------------------------|-------------|---------|-------|-------|--------------|---------|---|---------|--------------|----------|
| | | | 1 | 10 | 0 | 02 | 2 | 2 | | | | | |
| 27.01. | D.KURSK | - | VILLENEUVE | 1,05 | 1,01 | 20,00 | 6,30 | 9,00 | | | | | |
| 27.01. | FENERBAHCE | - | SALAMANCA | 1,08 | 1,04 | 20,00 | 5,40 | 7,50 | | | | | |
| 27.01. | GALATASARAY | - | SOPRON | 1,03 | 1,01 | 21,00 | 7,25 | 10,50 | | | | | |
| 28.01. | SCHIO | - | G.A.KOSICE | 1,10 | 1,05 | 19,00 | 5,00 | 7,00 | | | | | |
| 27.01. | JEKATERINBURG | - | U.GIRONA | 1,01 | 1,00 | 25,00 | 10,00 | 15,00 | | | | | |
| 27.01. | AGU KAYSERI | - | N.ORENBURG | 1,60 | 1,45 | 16,00 | 2,05 | 2,40 | | | | | |
| 27.01. | USK PRAHA | - | BRAINE | 1,04 | 1,01 | 20,00 | 7,00 | 10,00 | | | | | |
| 27.01. | BOURGES | - | WISLA KRAKOV | 1,35 | 1,25 | 17,00 | 2,70 | 3,20 | | | | | |
| SKUPINA A | | | CELKOM | DOMA | | | | VONKU | | | | POZN. | |
| 1. | FENERBAHCE | 11 | 10 | 1 | 732:649 | 21 | 5 | 0 | 348:280 | 5 | 1 | 384:369 | PLAY OFF |
| 2. | D.KURSK | 11 | 7 | 4 | 772:672 | 18 | 6 | 0 | 455:334 | 1 | 4 | 317:338 | PLAY OFF |
| 3. | SCHIO | 11 | 7 | 4 | 792:712 | 18 | 3 | 2 | 390:337 | 4 | 2 | 402:375 | PLAY OFF |
| 4. | GALATASARAY | 11 | 7 | 4 | 686:653 | 18 | 4 | 1 | 309:281 | 3 | 3 | 377:372 | PLAY OFF |
| 5. | VILLENEUVE | 11 | 5 | 6 | 688:701 | 16 | 3 | 3 | 421:388 | 2 | 3 | 267:313 | |
| 6. | SALAMANCA | 11 | 4 | 7 | 728:747 | 15 | 4 | 1 | 355:304 | 0 | 6 | 373:443 | |
| 7. | G.A.KOSICE | 11 | 3 | 8 | 647:703 | 14 | 2 | 4 | 342:356 | 1 | 4 | 305:347 | |
| 8. | SOPRON | 11 | 1 | 10 | 667:875 | 12 | 1 | 5 | 370:442 | 0 | 5 | 297:433 | |
| SKUPINA B | | | CELKOM | DOMA | | | | VONKU | | | | POZN. | |
| 1. | JEKATERINBURG | 11 | 9 | 2 | 808:693 | 20 | 4 | 1 | 383:338 | 5 | 1 | 425:355 | PLAY OFF |
| 2. | N.ORENBURG | 11 | 8 | 3 | 718:653 | 19 | 4 | 2 | 378:348 | 4 | 1 | 340:305 | PLAY OFF |
| 3. | USK PRAHA | 11 | 7 | 4 | 758:645 | 18 | 4 | 1 | 330:263 | 3 | 3 | 428:382 | PLAY OFF |
| 4. | AGU KAYSERI | 11 | 5 | 6 | 721:722 | 16 | 4 | 1 | 339:316 | 1 | 5 | 382:406 | PLAY OFF |
| 5. | WISLA KRAKOV | 11 | 5 | 6 | 657:765 | 16 | 3 | 3 | 365:418 | 2 | 3 | 292:347 | |
| 6. | BOURGES | 11 | 4 | 7 | 656:686 | 15 | 2 | 3 | 304:320 | 2 | 4 | 352:366 | |
| 7. | BRAINE | 11 | 3 | 8 | 677:753 | 14 | 2 | 4 | 354:416 | 1 | 4 | 323:337 | |
| 8. | U.GIRONA | 11 | 3 | 8 | 643:721 | 14 | 3 | 3 | 384:382 | 0 | 5 | 259:339 | |

BASKETBAL - EURO CUP, MUŽI

| ČÍSLO UDAL. | DEŇ | PLAY OFF - 4. KOLO | PREDBEŽNÉ KURZY / SKUTOČNÉ KURZY | | | | | | | | VAŠ TIP | VÝSLEDOK | |
|------------------|---------------|--------------------|----------------------------------|-------------|---------|-------|------|--------------|---------|---|---------|--------------|----------|
| | | | 1 | 10 | 0 | 02 | 2 | 2 | | | | | |
| 27.01. | BANWITSPOR | - | ULM | 1,12 | 1,06 | 19,00 | 4,50 | 6,20 | | | | | |
| 27.01. | BAYERN | - | BILBAO | 1,15 | 1,10 | 19,00 | 4,20 | 5,00 | | | | | |
| 27.01. | A.SARATOV | - | GRAN CANARIA | 1,65 | 1,50 | 15,50 | 2,00 | 2,25 | | | | | |
| 27.01. | H.JERUSALEM | - | STRASBOURG | 1,65 | 1,50 | 15,50 | 2,00 | 2,25 | | | | | |
| 26.01. | OLDENBURG | - | PAOK SOLUN | 1,55 | 1,40 | 16,00 | 2,15 | 2,50 | | | | | |
| 26.01. | LIMOGES | - | VALENCIA | 2,70 | 2,25 | 16,00 | 1,35 | 1,50 | | | | | |
| 26.01. | N.KLAJPEDA | - | MILAN | 2,50 | 2,15 | 16,00 | 1,40 | 1,55 | | | | | |
| 27.01. | ARIS SOLUN | - | ALBA BERLIN | 1,65 | 1,50 | 15,50 | 2,00 | 2,25 | | | | | |
| 27.01. | REGGIO EMILIA | - | TRABZONSPOR | 1,55 | 1,40 | 16,00 | 2,15 | 2,50 | | | | | |
| 27.01. | TRENTO | - | P.KARSIYAKA | 1,75 | 1,60 | 15,50 | 1,85 | 2,05 | | | | | |
| 27.01. | Z.PETERBURG | - | ZIELONA GORA | 1,20 | 1,12 | 18,00 | 3,60 | 4,50 | | | | | |
| 27.01. | U.VENEZIA | - | LUDWIGSBURG | 1,50 | 1,35 | 16,00 | 2,25 | 2,70 | | | | | |
| 26.01. | N.NOVGOROD | - | OL.LUBLANA | 1,25 | 1,17 | 18,00 | 3,20 | 3,90 | | | | | |
| 27.01. | U.KAZAN | - | MACCABI T.A. | 1,35 | 1,25 | 17,00 | 2,70 | 3,20 | | | | | |
| 27.01. | SZOLNOK | - | GALATASARAY | 4,50 | 3,60 | 18,00 | 1,12 | 1,20 | | | | | |
| 27.01. | SASSARI | - | ZARAGOZA | 1,70 | 1,55 | 15,50 | 1,90 | 2,15 | | | | | |
| SKUPINA G | | | CELKOM | DOMA | | | | VONKU | | | | POZN. | |
| 1. | BAYERN | 3 | 3 | 0 | 246:228 | 6 | 1 | 0 | 83:69 | 2 | 0 | 163:159 | PLAY OFF |
| 2. | BANWITSPOR | 3 | 2 | 1 | 260:241 | 4 | 0 | 1 | 83:85 | 2 | 0 | 177:156 | PLAY OFF |
| 3. | BILBAO | 3 | 1 | 2 | 245:238 | 2 | 0 | 2 | 152:163 | 1 | 0 | 93:75 | |
| 4. | ULM | 3 | 0 | 3 | 224:268 | 0 | 0 | 2 | 155:185 | 0 | 1 | 69:83 | |
| SKUPINA H | | | CELKOM | DOMA | | | | VONKU | | | | POZN. | |
| 1. | STRASBOURG | 3 | 3 | 0 | 237:221 | 6 | 2 | 0 | 152:145 | 1 | 0 | 85:76 | PLAY OFF |
| 2. | GRAN CANARIA | 3 | 2 | 1 | 252:226 | 4 | 1 | 1 | 177:162 | 1 | 0 | 75:64 | PLAY OFF |
| 3. | A.SARATOV | 3 | 1 | 2 | 256:274 | 2 | 1 | 0 | 105:96 | 0 | 2 | 151:178 | |
| 4. | H.JERUSALEM | 3 | 0 | 3 | 231:255 | 0 | 0 | 1 | 64:75 | 0 | 2 | 167:180 | |
| SKUPINA I | | | CELKOM | DOMA | | | | VONKU | | | | POZN. | |
| 1. | VALENCIA | 3 | 2 | 1 | 258:243 | 4 | 1 | 1 | 150:154 | 1 | 0 | 108:89 | PLAY OFF |
| 2. | OLDENBURG | 3 | 2 | 1 | 257:254 | 4 | 0 | 1 | 89:108 | 2 | 0 | 168:146 | PLAY OFF |
| 3. | PAOK SOLUN | 3 | 1 | 2 | 218:234 | 2 | 1 | 1 | 156:156 | 0 | 1 | 62:78 | |
| 4. | LIMOGES | 3 | 1 | 2 | 245:247 | 2 | 0 | 1 | 78:87 | 1 | 1 | 167:160 | |
| SKUPINA J | | | CELKOM | DOMA | | | | VONKU | | | | POZN. | |
| 1. | ALBA BERLIN | 3 | 2 | 1 | 230:207 | 4 | 2 | 0 | 165:134 | 0 | 1 | 65:73 | PLAY OFF |
| 2. | MILAN | 3 | 2 | 1 | 241:208 | 4 | 2 | 0 | 174:125 | 0 | 1 | 67:83 | PLAY OFF |
| 3. | ARIS SOLUN | 3 | 1 | 2 | 205:235 | 2 | 1 | 0 | 84:58 | 0 | 2 | 121:177 | |
| 4. | N.KLAJPEDA | 3 | 1 | 2 | 202:228 | 2 | 1 | 0 | 73:65 | 0 | 2 | 129:163 | |
| SKUPINA K | | | CELKOM | DOMA | | | | VONKU | | | | POZN. | |
| 1. | TRABZONSPOR | 3 | 2 | 1 | 242:227 | 4 | 2 | 0 | 174:146 | 0 | 1 | 68:81 | PLAY OFF |
| 2. | TRENTO | 3 | 2 | 1 | 237:234 | 4 | 1 | 0 | 82:63 | 1 | 1 | 155:171 | PLAY OFF |
| 3. | REGGIO EMILIA | 3 | 1 | 2 | 227:245 | 2 | 1 | 0 | 88:81 | 0 | 2 | 139:164 | |
| 4. | P.KARSIYAKA | 3 | 1 | 2 | 241:241 | 2 | 1 | 1 | 160:153 | 0 | 1 | 81:88 | |
| SKUPINA L | | | CELKOM | DOMA | | | | VONKU | | | | POZN. | |
| 1. | Z.PETERSBURG | 3 | 3 | 0 | 259:240 | 6 | | | | | | | |

| | | | | | | | | | | | | |
|------------------|---|---|---|---------------|-------------|---|---|---------|--------------|---|--------------|----------|
| 3. ZIELENA GORA | 3 | 1 | 2 | 241:255 | 2 | 0 | 2 | 159:182 | 1 | 0 | 82:73 | |
| 4. U.VENEZIA | 3 | 1 | 2 | 260:263 | 2 | 0 | 1 | 84:86 | 1 | 1 | 176:177 | |
| SKUPINA M | | | | CELKOM | DOMA | | | | VONKU | | POZN. | |
| 1. U.KAZAN | 3 | 3 | 0 | 265:239 | 6 | 1 | 0 | 84:74 | 2 | 0 | 181:165 | PLAY OFF |
| 2. MACCABI T.A. | 3 | 2 | 1 | 251:248 | 4 | 1 | 1 | 164:165 | 1 | 0 | 87:83 | PLAY OFF |
| 3. I.NOVGOROD | 3 | 1 | 2 | 236:244 | 2 | 0 | 1 | 83:87 | 1 | 1 | 153:157 | |
| 4. OL. LUBLANA | 3 | 0 | 3 | 229:250 | 0 | 0 | 2 | 156:168 | 0 | 1 | 73:82 | |
| SKUPINA N | | | | CELKOM | DOMA | | | | VONKU | | POZN. | |
| 1. GALATASARAY | 3 | 2 | 1 | 264:206 | 4 | 2 | 0 | 190:127 | 0 | 1 | 74:79 | PLAY OFF |
| 2. ZARAGOZA | 3 | 2 | 1 | 243:238 | 4 | 2 | 0 | 175:135 | 0 | 1 | 68:103 | PLAY OFF |
| 3. SZOLNOK | 3 | 1 | 2 | 205:250 | 2 | 1 | 0 | 86:75 | 0 | 2 | 119:175 | |
| 4. SASSARI | 3 | 1 | 2 | 229:247 | 2 | 1 | 0 | 79:74 | 0 | 2 | 150:173 | |

BASKETBAL - SLOVENSKÁ LIGA

| | | | | | | | | | | | | |
|-----------------|----|----|----|---------------|-------------|----|----|-----------|--------------|----|--------------|----------|
| TABULKA | | | | CELKOM | DOMA | | | | VONKU | | POZN. | |
| 1. INTER BR. | 26 | 22 | 4 | 2384:1918 | 48 | 12 | 2 | 1356:1103 | 10 | 2 | 1028:815 | PLAY OFF |
| 2. PRIEDVIZA | 26 | 21 | 5 | 2328:1805 | 47 | 13 | 0 | 1187:857 | 8 | 5 | 1141:948 | PLAY OFF |
| 3. LEVICE | 26 | 19 | 7 | 2107:1884 | 45 | 13 | 1 | 1173:941 | 6 | 6 | 934:943 | PLAY OFF |
| 4. KB KOSICE | 27 | 17 | 10 | 2193:1877 | 44 | 10 | 3 | 1100:872 | 7 | 7 | 1093:1005 | PLAY OFF |
| 5. KOMARNO | 25 | 17 | 8 | 2162:1851 | 42 | 12 | 1 | 1098:857 | 5 | 7 | 1064:994 | PLAY OFF |
| 6. SVIT | 26 | 7 | 19 | 1875:2003 | 33 | 5 | 9 | 1057:1026 | 2 | 10 | 818:977 | PLAY OFF |
| 7. KARLOVKA BA | 25 | 7 | 18 | 1769:2048 | 32 | 4 | 6 | 738:798 | 3 | 12 | 1031:1250 | PLAY OFF |
| 8. NITRA | 26 | 6 | 20 | 1749:2262 | 32 | 3 | 9 | 812:1094 | 3 | 11 | 937:1168 | PLAY OFF |
| 9. SPISSKA N.V. | 25 | 0 | 25 | 1466:2385 | 25 | 0 | 13 | 775:1189 | 0 | 12 | 691:1196 | |

BASKETBAL - ČESKÁ LIGA

| | | | | | | | | | | | | | | |
|--------------------|------------|------------------------|---|------|------|-------|------|-------|----------------|-----------------|------|---|--|--|
| ČÍSLO UDAL. | DEŇ | ZÁPASY 28. KOLA | PREDBEŽNÉ KURZY / SKUTOČNÉ KURZY | | | | | | VÁŠ TIP | VÝSLEDOK | | | | |
| 30.01. | OPAVA | - | DEČÍN | 1,70 | 1 | 1,55 | 10 | 0 | 1,90 | 02 | 2,15 | 2 | | |
| 30.01. | NH OSTRAVA | - | BRNO | 1,15 | 1,10 | 19,00 | 4,20 | 5,00 | | | | | | |
| 30.01. | PARDUBICE | - | SVITAVY | 1,02 | 1,00 | 22,00 | 7,50 | 11,00 | | | | | | |
| 30.01. | PROSTĚJOV | - | J.HRADEC | 1,05 | 1,01 | 20,00 | 6,30 | 9,00 | | | | | | |
| 31.01. | USTI N.L. | - | KOLIN | 1,60 | 1,45 | 16,00 | 2,05 | 2,40 | | | | | | |

| | | | | | | | | | | | | | | | |
|------------------------------------|---------------|-------|----------------|---|----------------|-------|---------------|-------|---------------|---------|---------------|--------|--|--|--|
| VÝSLEDKY POSLEDNÝCH ZÁPASOV | | | | (OZNAČENIE PÍSMENOM (V) ZNAMENÁ ZÁPAS HRANÝ VONKU) | | | | | | | | | | | |
| BRNO | USK PRAHA (V) | 51:75 | OPAVA (V) | 68:93 | J. HRADEC | 87:62 | KOLÍN | 79:87 | SVITAVY (V) | 69:81 | PARDUBICE | 76:94 | | | |
| DEČÍN | PROSTĚJOV (V) | 68:79 | PARDUBICE | 74:67 | USTI N. L. (V) | 86:83 | NH OSTRAVA | 92:56 | USK PRAHA (V) | 59:53 | OPAVA | 79:86 | | | |
| J. HRADEC | BRNO (V) | 62:87 | USTI N. L. | 68:81 | NH OSTRAVA (V) | 79:82 | USK PRAHA | 87:65 | OPAVA (V) | 85:93 | PROSTĚJOV | 74:100 | | | |
| KOLÍN | NH OSTRAVA | 80:85 | USK PRAHA (V) | 65:56 | OPAVA | 89:76 | BRNO (V) | 87:79 | PROSTĚJOV (V) | 103:109 | SVITAVY | 84:58 | | | |
| NH OSTRAVA | KOLÍN (V) | 85:80 | SVITAVY | 95:73 | PARDUBICE (V) | 71:78 | OPAVA (V) | 65:92 | J. HRADEC | 82:79 | DEČÍN (V) | 56:92 | | | |
| NYMBURK | USK PRAHA (V) | 93:67 | OPAVA (V) | 95:75 | PARDUBICE (V) | 78:83 | J. HRADEC (V) | 92:69 | PROSTĚJOV (V) | 110:86 | | | | | |
| OPAVA | BRNO | 93:68 | KOLÍN (V) | 76:89 | NH OSTRAVA | 92:65 | USK PRAHA (V) | 68:61 | PROSTĚJOV | 74:82 | J. HRADEC | 93:85 | | | |
| PARDUBICE | PROSTĚJOV | 75:60 | USTI N. L. (V) | 99:83 | NH OSTRAVA | 78:71 | DEČÍN (V) | 67:74 | BRNO (V) | 94:76 | KOLÍN | 60:63 | | | |
| PROSTĚJOV | PARDUBICE (V) | 60:75 | DEČÍN | 79:68 | USTI N. L. (V) | 96:85 | USK PRAHA (V) | 78:64 | KOLÍN | 109:103 | OPAVA (V) | 82:74 | | | |
| SVITAVY | USTI N. L. | 81:87 | NH OSTRAVA (V) | 73:95 | USK PRAHA | 68:61 | BRNO | 81:69 | KOLÍN (V) | 58:84 | PROSTĚJOV | 77:82 | | | |
| USK PRAHA | BRNO | 75:51 | KOLÍN | 56:65 | SVITAVY (V) | 61:68 | PROSTĚJOV | 64:78 | OPAVA | 61:68 | J. HRADEC (V) | 65:87 | | | |
| USTI N. L. | SVITAVY (V) | 87:81 | PARDUBICE | 83:99 | PROSTĚJOV | 85:96 | J. HRADEC (V) | 81:68 | DEČÍN | 83:86 | BRNO | 95:90 | | | |

| | | | | | | | | | | | | |
|----------------|----|----|----|---------------|-------------|----|---|-----------|--------------|----|--------------|-------|
| TABULKA | | | | CELKOM | DOMA | | | | VONKU | | POZN. | |
| 1. DEČÍN | 24 | 21 | 3 | 1886:1601 | 42 | 11 | 1 | 979:812 | 10 | 2 | 907:789 | 87.5% |
| 2. NYMBURK | 5 | 4 | 1 | 468:380 | 8 | 0 | 0 | 0:0 | 4 | 1 | 468:380 | 80.0% |
| 3. PROSTĚJOV | 25 | 19 | 6 | 2032:1794 | 38 | 10 | 2 | 1009:849 | 9 | 4 | 1023:945 | 76.0% |
| 4. PARDUBICE | 26 | 16 | 10 | 2063:1900 | 32 | 9 | 5 | 1062:939 | 7 | 5 | 1001:961 | 64.0% |
| 5. OPAVA | 25 | 16 | 9 | 2000:1848 | 32 | 10 | 3 | 1102:944 | 6 | 6 | 898:904 | 61.5% |
| 6. USK PRAHA | 26 | 12 | 14 | 1817:1805 | 24 | 8 | 6 | 1020:949 | 4 | 8 | 797:856 | 46.2% |
| 7. KOLÍN | 25 | 11 | 14 | 1888:1934 | 22 | 6 | 7 | 989:980 | 5 | 7 | 899:954 | 44.0% |
| 8. NH OSTRAVA | 25 | 10 | 15 | 1722:1830 | 20 | 8 | 5 | 913:904 | 2 | 10 | 809:926 | 40.0% |
| 9. SVITAVY | 25 | 10 | 15 | 1749:1976 | 20 | 8 | 5 | 971:974 | 2 | 10 | 778:1002 | 40.0% |
| 10. USTI N. L. | 25 | 9 | 16 | 1905:2031 | 18 | 6 | 7 | 1046:1075 | 3 | 9 | 859:956 | 36.0% |
| 11. J. HRADEC | 25 | 7 | 18 | 1901:2081 | 14 | 4 | 8 | 921:989 | 3 | 10 | 980:1092 | 28.0% |
| 12. BRNO | 24 | 5 | 19 | 1734:1985 | 10 | 5 | 6 | 854:884 | 0 | 13 | 880:1101 | 20.8% |

BASKETBAL - ČESKÁ LIGA, ŽENY

| | | | | | | | | | | | | |
|-------------------|----|----|----|---------------|-------------|---|---|---------|--------------|---|--------------|--|
| TABULKA | | | | CELKOM | DOMA | | | | VONKU | | POZN. | |
| 1. NYMBURK | 16 | 15 | 1 | 1185:1017 | 31 | 8 | 1 | 678:614 | 7 | 0 | 507:403 | |
| 2. HR.KRALOVE | 16 | 12 | 4 | 1175:994 | 28 | 6 | 1 | 548:415 | 6 | 3 | 627:579 | |
| 3. TRUTNOV | 16 | 11 | 5 | 1126:1057 | 27 | 5 | 4 | 644:637 | 6 | 1 | 482:420 | |
| 4. KP BRNO | 16 | 10 | 6 | 1211:1056 | 26 | 4 | 4 | 597:520 | 6 | 2 | 614:536 | |
| 5. SLAVIA PRAHA | 16 | 9 | 7 | 1250:1152 | 25 | 6 | 3 | 759:639 | 3 | 4 | 491:513 | |
| 6. K.VARY | 17 | 8 | 9 | 1089:1235 | 25 | 5 | 5 | 639:715 | 3 | 4 | 450:520 | |
| 7. BK ZABINY BRNO | 16 | 7 | 9 | 1041:1092 | 23 | 4 | 4 | 551:546 | 3 | 5 | 490:546 | |
| 8. VS PRAHA | 17 | 5 | 12 | 1030:1186 | 22 | 4 | 5 | 532:582 | 1 | 7 | 498:604 | |
| 9. SLOVANKA MB | 16 | 5 | 11 | 1108:1160 | 21 | 4 | 4 | 559:536 | 1 | 7 | 549:624 | |
| 10. SBS OSTRAVA | 17 | 2 | 15 | 1020:1376 | 19 | 2 | 7 | 567:717 | 0 | 8 | 453:659 | |
| 11. USK PRAHA | 9 | 9 | 0 | 858:463 | 18 | 0 | 0 | 0:0 | 9 | 0 | 858:463 | |
| 12. STRAKONICE | 16 | 1 | 15 | 936:1241 | 17 | 1 | 7 | 442:592 | 0 | 8 | 494:649 | |

BASKETBAL - FRANCÚZSKA LIGA

| | | | | | | | | | | |
|--------------------|---------------|------------------------|---|------|------|-------|------|------|----------------|-----------------|
| ČÍSLO UDAL. | DEŇ | ZÁPASY 18. KOLA | PREDBEŽNÉ KURZY / SKUTOČNÉ KURZY | | | | | | VÁŠ TIP | VÝSLEDOK |
| 01.02. | ANTIBES | - | CHALON SAONE | 1,60 | 1,45 | 16,00 | 2,05 | 2,40 | | |
| 30.01. | CHALONS REIMS | - | GRAVELINES | 2,50 | 2,15 | 16,00 | 1,40 | 1,55 | | |
| 30.01. | CHOLET | - | DIJON | 1,65 | 1,50 | 15,50 | 2,00 | 2,25 | | |
| 30.01. | LIMOGES | - | LE HAVRE | 1,12 | 1,06 | 19,00 | 4,50 | 6,20 | | |
| 30.01. | VILLEURBANNE | - | STRASBOURG | 1,60 | 1,45 | 16,00 | 2,05 | 2,40 | | |
| 30.01. | NANTERRE | - | MONACO | 1,45 | 1,32 | 16,00 | 2,40 | 2,80 | | |
| 30.01. | ORLEANS | - | LE MANS | 1,70 | 1,55 | 15,50 | 1,90 | 2,15 | | |
| 29.01. | PAU ORTHEZ | - | PARIS L. | 1,45 | 1,32 | 16,00 | 2,40 | 2,80 | | |
| 29.01. | ROUEN | - | NANCY | 1,65 | 1,50 | 15,50 | 2,00 | 2,25 | | |

| | | | | | | | | | | | | | | | |
|------------------------------------|-------------------|--------|-------------------|---|------------------|-------|----------------|-------|-------------------|-------|----------------|-------|--|--|--|
| VÝSLEDKY POSLEDNÝCH ZÁPASOV | | | | (OZNAČENIE PÍSMENOM (V) ZNAMENÁ ZÁPAS HRANÝ VONKU) | | | | | | | | | | | |
| ANTIBES | ROUEN | 87:81 | GRAVELINES (V) | 61:79 | PARIS L. | 86:77 | CHOLET (V) | 79:94 | CHALON SAONE (V) | 83:89 | LIMOGES | 83:71 | | | |
| CHALON SAONE | NANTERRE | 94:100 | PAU ORTHEZ (V) | 76:84 | CHALONS REIMS | 82:70 | MONACO (V) | 71:95 | ANTIBES | 89:83 | VILLEURBANNE | 89:86 | | | |
| CHALONS REIMS | ORLEANS | 69:73 | ROUEN | 82:77 | CHALON SAONE (V) | 70:82 | NANCY | 71:77 | DIJON (V) | 68:92 | NANTERRE | 70:72 | | | |
| CHOLET | LE MANS (V) | 79:69 | NANTERRE | 58:82 | NANCY (V) | 67:65 | ANTIBES | 94:79 | PARIS L. (V) | 71:75 | LE HAVRE | 77:84 | | | |
| DIJON | NANCY | 83:56 | STRASBOURG (V) | 54:71 | LE MANS (V) | 57:62 | MONACO | 65:59 | GRAVELINES (V) | 68:89 | CHALONS REIMS | 92:68 | | | |
| GRAVELINES | VILLEURBANNE | 79:63 | ANTIBES | 79:61 | LE HAVRE (V) | 83:63 | DIJON | 89:68 | PAU ORTHEZ | 80:72 | STRASBOURG (V) | 66:85 | | | |
| LE HAVRE | PAU ORTHEZ | 78:85 | PARIS L. (V) | 73:78 | GRAVELINES | 63:83 | ROUEN (V) | 72:80 | NANCY | 85:92 | NANTERRE | 59:74 | | | |
| LE MANS | CHOLET | 69:79 | DIJON | 62:57 | NANTERRE (V) | 82:71 | VILLEURBANNE | 82:64 | STRASBOURG | 79:70 | MONACO (V) | 74:79 | | | |
| LIMOGES | MONACO (V) | 67:79 | ORLEANS (V) | 73:69 | STRASBOURG | 64:76 | PAU ORTHEZ (V) | 61:66 | ROUEN | 88:67 | ANTIBES (V) | 71:83 | | | |
| MONACO | LIMOGES | 79:67 | VILLEURBANNE | 78:66 | DIJON (V) | 59:65 | CHALON SAONE | 95:71 | ORLEANS (V) | 93:71 | LE MANS | 79:74 | | | |
| NANCY | DIJON (V) | 56:83 | PARIS L. (V) | 91:75 | STRASBOURG (V) | 78:87 | CHOLET | 65:67 | CHALONS REIMS (V) | 77:71 | LE HAVRE (V) | 92:85 | | | |
| NANTERRE | CHALON SAONE (V) | 100:94 | CHOLET (V) | 82:58 | LE MANS | 71:82 | ORLEANS | 76:61 | VILLEURBANNE (V) | 59:66 | LE HAVRE (V) | 74:59 | | | |
| ORLEANS | CHALONS REIMS (V) | 73:69 | LIMOGES | 69:73 | ROUEN (V) | 77:75 | NANTERRE (V) | 61:76 | MONACO | 71:93 | VILLEURBANNE | 50:70 | | | |
| PARIS L. | NANCY | 75:91 | LE HAVRE | 78:73 | ANTIBES (V) | 77:86 | STRASBOURG (V) | 66:78 | CHOLET | 75:71 | DIJON | 75:89 | | | |
| PAU ORTHEZ | LE HAVRE (V) | 85:78 | CHALON SAONE | 84:76 | VILLEURBANNE (V) | 73:82 | LIMOGES | 66:61 | GRAVELINES (V) | 72:80 | ORLEANS | 85:70 | | | |
| ROUEN | ANTIBES (V) | 81:87 | CHALONS REIMS (V) | 77:82 | ORLEANS | 75:77 | LE HAVRE | 80:72 | LIMOGES (V) | 67:88 | NANCY (V) | 74 | | | |

| | | | | | | | | | | | | |
|--------------|----|---|----|-----------|----|---|---|----------|---|---|----------|--------|
| 17. ROUEN | 17 | 4 | 13 | 1238:1374 | 21 | 3 | 5 | 611: 627 | 1 | 8 | 627: 747 | ZOSTUP |
| 18. LE HAVRE | 17 | 1 | 16 | 1237:1415 | 18 | 0 | 9 | 669: 755 | 1 | 7 | 568: 660 | ZOSTUP |

BASKETBAL - FRANCÚZSKA LIGA, ŽENY

| TABULKA | CELKOM | DOMA | VONKU | POZN. | | | |
|----------------|---------|----------|--------|---------|-----|---------|----------|
| 1. BOURGES | 13 11 2 | 934:723 | 24 4 1 | 364:260 | 7 1 | 570:463 | PLAY OFF |
| 2. MONTPELLIER | 13 11 2 | 945:738 | 24 5 2 | 510:438 | 6 0 | 435:300 | PLAY OFF |
| 3. NICE | 14 10 4 | 1005:904 | 24 7 0 | 509:400 | 3 4 | 496:504 | PLAY OFF |
| 4. VILLENEUVE | 13 9 4 | 932:787 | 22 5 0 | 396:261 | 4 4 | 536:526 | PLAY OFF |
| 5. B.LANDES | 13 9 4 | 871:830 | 22 6 2 | 544:515 | 3 2 | 327:315 | |
| 6. CHARLEVILLE | 13 8 5 | 870:810 | 21 4 2 | 390:357 | 4 3 | 480:453 | |
| 7. LYON | 13 7 6 | 926:883 | 20 2 4 | 439:423 | 5 2 | 487:460 | |
| 8. ST.AMAND H. | 13 6 7 | 867:874 | 19 2 4 | 385:416 | 4 3 | 482:458 | |
| 9. MONDEVILLE | 13 6 7 | 877:935 | 19 4 3 | 493:504 | 2 4 | 384:431 | |
| 10. NANTES | 13 4 9 | 892:867 | 17 2 3 | 366:341 | 2 6 | 526:526 | |
| 11. CALAIS | 14 3 11 | 811:1097 | 17 3 5 | 464:598 | 0 6 | 347:499 | |
| 12. ANGERS | 13 3 10 | 776:876 | 16 3 6 | 559:595 | 0 4 | 217:281 | |
| 13. TOULOUSE | 13 3 10 | 698:904 | 16 2 4 | 353:400 | 1 6 | 345:504 | |
| 14. ARRAS | 13 2 11 | 772:948 | 15 1 6 | 393:503 | 1 5 | 379:445 | |

BASKETBAL - TALIANSKA LIGA

| ČÍSLO UDAL. | DEŇ | DOHRÁVKA 17. KOLA | PESARO | 1,15 | 1,10 | 19,00 | 4,20 | 5,00 | VÁŠ TIP | VÝSLEDOK |
|-------------|------------|-------------------|---------------|------|------|-------|------|------|---------|----------|
| 31.01. | MILAN | - | AVELLINO | 1,08 | 1,04 | 20,00 | 5,40 | 7,50 | | |
| 31.01. | BRINDISI | - | SASSARI | 1,70 | 1,55 | 15,50 | 1,90 | 2,15 | | |
| 31.01. | CANTU | - | REGGIO EMILIA | 2,05 | 1,85 | 15,50 | 1,60 | 1,75 | | |
| 01.02. | UC ORLANDO | - | V.BOLOGNA | 1,50 | 1,35 | 16,00 | 2,25 | 2,70 | | |
| 31.01. | CASERTA | - | CREMONA | 1,70 | 1,55 | 15,50 | 1,90 | 2,15 | | |
| 31.01. | PESARO | - | VARESE | 1,55 | 1,40 | 16,00 | 2,15 | 2,50 | | |
| 31.01. | PISTOIA | - | TRENTO | 1,50 | 1,35 | 16,00 | 2,25 | 2,70 | | |
| 31.01. | U.VENEZIA | - | M.TORINO | 1,10 | 1,05 | 19,00 | 5,00 | 7,00 | | |

VÝSLEDKY POSLEDNÝCH ZÁPASOV

| AVELLINO | REGGIO EMILIA | 75: 67 | PESARO (V) | 88: 82 | UC ORLANDO (V) | 73: 55 | CASERTA | 62: 70 | CREMONA (V) | 58: 64 | M.TORINO | 86: 79 |
|---------------|----------------|---------|-------------------|--------|-------------------|--------|----------------|--------|-------------------|--------|---------------|--------|
| BRINDISI | V.BOLOGNA (V) | 109:115 | PISTOIA | 67: 71 | CASERTA (V) | 75: 80 | MILAN (V) | 72: 69 | MILAN (V) | 72: 77 | REGGIO EMILIA | 53: 79 |
| CANTU | SASSARI (V) | 86: 78 | UC ORLANDO | 84: 56 | PESARO | 90: 65 | V.BOLOGNA (V) | 77: 85 | TRENTO | 87: 77 | CREMONA | 74: 82 |
| CASERTA | M.TORINO (V) | 87: 83 | VARESE | 70: 77 | BRINDISI | 80: 75 | AVELLINO (V) | 70: 62 | REGGIO EMILIA (V) | 62: 87 | SASSARI | 70: 86 |
| CREMONA | TRENTO (V) | 78: 71 | SASSARI | 73: 72 | MILAN | 76: 91 | VARESE (V) | 82: 87 | AVELLINO | 64: 58 | CANTU (V) | 82: 74 |
| M.TORINO | CASERTA | 83: 87 | REGGIO EMILIA (V) | 72: 77 | V.BOLOGNA | 75: 70 | BRINDISI (V) | 69: 72 | SASSARI | 86: 83 | AVELLINO (V) | 79: 86 |
| MILAN | VARESE (V) | 86: 64 | TRENTO | 83: 79 | CREMONA (V) | 91: 76 | PESARO (V) | 66: 69 | BRINDISI | 77: 72 | UC ORLANDO | 84: 57 |
| PESARO | AVELLINO | 82: 88 | CANTU (V) | 65: 90 | MILAN | 69: 66 | UC ORLANDO (V) | 72: 69 | U.VENEZIA | 82: 75 | CASERTA (V) | 69: 73 |
| PISTOIA | BRINDISI (V) | 71: 67 | SASSARI (V) | 75: 80 | U.VENEZIA | 70: 68 | V.BOLOGNA (V) | 72: 76 | VARESE | 67: 65 | M.TORINO (V) | 88: 87 |
| REGGIO EMILIA | AVELLINO (V) | 67: 75 | M.TORINO | 77: 72 | VARESE | 86: 69 | SASSARI (V) | 70: 94 | CASERTA | 87: 62 | BRINDISI (V) | 79: 53 |
| SASSARI | CANTU | 78: 86 | CREMONA (V) | 72: 73 | PISTOIA | 80: 75 | REGGIO EMILIA | 94: 70 | M.TORINO (V) | 83: 86 | CASERTA (V) | 86: 70 |
| CREMONA | CREMONA | 71: 78 | MILAN (V) | 79: 83 | U.VENEZIA (V) | 66: 77 | UC ORLANDO | 74: 63 | CANTU (V) | 77: 87 | V.BOLOGNA | 80: 66 |
| U.VENEZIA | UC ORLANDO (V) | 53: 55 | V.BOLOGNA | 73: 69 | TRENTO | 77: 66 | PISTOIA (V) | 68: 70 | VARESE | 84: 58 | PESARO (V) | 75: 82 |
| UC ORLANDO | U.VENEZIA | 55: 53 | CANTU (V) | 56: 84 | AVELLINO | 55: 73 | TRENTO (V) | 63: 74 | PESARO | 69: 72 | MILAN (V) | 57: 84 |
| V.BOLOGNA | BRINDISI | 115:109 | U.VENEZIA (V) | 69: 73 | M.TORINO (V) | 70: 75 | CANTU | 85: 77 | PISTOIA | 76: 72 | TRENTO (V) | 66: 80 |
| VARESE | MILAN | 64: 86 | CASERTA (V) | 77: 70 | REGGIO EMILIA (V) | 69: 86 | CREMONA | 87: 82 | U.VENEZIA (V) | 58: 84 | PISTOIA (V) | 65: 67 |

| TABULKA | CELKOM | DOMA | VONKU | POZN. | | | |
|------------------|---------|-----------|--------|----------|-----|----------|----------|
| 1. MILAN | 17 13 4 | 1396:1177 | 26 8 0 | 684: 528 | 5 4 | 712: 649 | PLAY OFF |
| 2. REGGIO EMILIA | 17 12 5 | 1335:1227 | 24 8 0 | 660: 566 | 4 5 | 675: 661 | PLAY OFF |
| 3. CREMONA | 17 12 5 | 1293:1251 | 24 6 2 | 581: 554 | 6 3 | 712: 697 | PLAY OFF |
| 4. PISTOIA | 16 11 5 | 1257:1217 | 22 7 1 | 666: 609 | 4 4 | 591: 608 | PLAY OFF |
| 5. TRENTO | 17 10 7 | 1298:1257 | 20 7 2 | 693: 642 | 3 5 | 605: 615 | PLAY OFF |
| 6. U.VENEZIA | 17 9 8 | 1283:1236 | 18 7 1 | 631: 564 | 2 7 | 652: 672 | PLAY OFF |
| 7. SASSARI | 17 9 8 | 1393:1359 | 18 4 4 | 676: 666 | 5 4 | 717: 693 | PLAY OFF |
| 8. AVELLINO | 17 9 8 | 1296:1295 | 18 6 3 | 698: 685 | 3 5 | 598: 610 | PLAY OFF |
| 9. CANTU | 17 8 9 | 1396:1372 | 16 5 4 | 745: 699 | 3 5 | 651: 673 | |
| 10. BRINDISI | 17 7 10 | 1349:1360 | 14 4 4 | 589: 593 | 3 6 | 760: 767 | |
| 11. CASERTA | 17 7 10 | 1210:1257 | 14 3 5 | 575: 591 | 4 5 | 635: 666 | |
| 12. VARESE | 17 7 10 | 1228:1333 | 14 5 4 | 694: 705 | 2 6 | 534: 628 | |
| 13. V.BOLOGNA | 17 6 11 | 1266:1338 | 12 6 3 | 734: 719 | 0 8 | 532: 619 | |
| 14. PESARO | 16 5 11 | 1172:1265 | 10 4 4 | 592: 598 | 1 7 | 580: 667 | |
| 15. M.TORINO | 17 5 12 | 1293:1387 | 10 3 6 | 699: 755 | 2 6 | 594: 632 | |
| 16. UC ORLANDO | 17 5 12 | 1113:1247 | 10 3 6 | 573: 614 | 2 6 | 540: 633 | ZOSTUP |

BASKETBAL - TALIANSKA LIGA, ŽENY

| TABULKA | CELKOM | DOMA | VONKU | POZN. | | | |
|-----------------|---------|-----------|--------|---------|-----|---------|----------|
| 1. LUCCA | 16 15 1 | 1210:921 | 30 7 1 | 614:486 | 8 0 | 596:435 | PLAY OFF |
| 2. SCHIO | 16 14 2 | 1324:976 | 28 6 2 | 662:492 | 8 0 | 662:484 | PLAY OFF |
| 3. RAGUSA | 15 14 1 | 1095:856 | 28 6 0 | 446:318 | 8 1 | 649:538 | PLAY OFF |
| 4. VENEZIA | 16 12 4 | 1104:893 | 24 6 1 | 530:393 | 6 3 | 574:500 | PLAY OFF |
| 5. S.MARTINO DL | 16 8 8 | 1029:1061 | 16 6 2 | 561:504 | 2 6 | 468:557 | PLAY OFF |
| 6. UMBERTIDE | 16 7 9 | 1055:1095 | 14 4 4 | 511:537 | 3 5 | 544:558 | PLAY OFF |
| 7. PARMA | 16 7 9 | 1095:1151 | 14 5 4 | 584:618 | 2 5 | 511:533 | PLAY OFF |
| 8. NAPOLI | 16 7 9 | 1008:1098 | 14 4 3 | 449:449 | 3 6 | 559:649 | PLAY OFF |
| 9. BATTIPAGLIA | 15 6 9 | 1051:1118 | 12 5 4 | 679:681 | 1 5 | 372:437 | |
| 10. ORVIETO | 16 6 10 | 985:1086 | 12 5 3 | 499:491 | 1 7 | 486:595 | |
| 11. P.TORINO | 16 5 11 | 1031:1072 | 10 6 1 | 423:477 | 4 5 | 608:595 | |
| 12. VICARANO | 16 4 12 | 938:1137 | 8 3 6 | 550:625 | 1 6 | 388:512 | |
| 13. S.GIOVANNI | 16 3 13 | 940:1151 | 6 2 6 | 480:538 | 1 7 | 460:613 | |
| 14. CAGLIARI | 16 3 13 | 994:1244 | 6 2 7 | 576:686 | 1 6 | 418:558 | |

BASKETBAL - ŠPANIELSKA LIGA

| ČÍSLO UDAL. | DEŇ | ZÁPASY 18. KOLA | LAGUN S.S. | 1,30 | 1,20 | 18,00 | 2,90 | 3,60 | VÁŠ TIP | VÝSLEDOK |
|-------------|--------------|-----------------|--------------|------|------|-------|------|-------|---------|----------|
| 30.01. | FUENLABRADA | - | LAGUN S.S. | 1,30 | 1,20 | 18,00 | 2,90 | 3,60 | | |
| 31.01. | GRAN CANARIA | - | TENERIFE | 1,25 | 1,17 | 18,00 | 3,20 | 3,90 | | |
| 31.01. | JOVENTUT | - | MESTUDIANTES | 1,15 | 1,10 | 18,00 | 4,20 | 5,00 | | |
| 31.01. | MANRESA | - | REAL MADRID | 9,00 | 6,30 | 20,00 | 1,01 | 1,05 | | |
| 31.01. | MURCIA | - | LABORAL | 2,25 | 2,00 | 15,50 | 1,50 | 1,65 | | |
| 31.01. | OBRADOIRO | - | BARCELONA | 9,00 | 6,30 | 20,00 | 1,01 | 1,05 | | |
| 30.01. | ANDORRA | - | ZARAGOZA | 1,80 | 1,65 | 15,00 | 1,80 | 2,00 | | |
| 31.01. | MALAGA | - | SEVILLA | 1,03 | 1,01 | 21,00 | 7,25 | 10,50 | | |
| 31.01. | VALENCIA | - | BILBAO | 1,20 | 1,12 | 18,00 | 3,60 | 4,50 | | |

VÝSLEDKY POSLEDNÝCH ZÁPASOV

| ANDORRA | LABORAL (V) | 83: 95 | SEVILLA | 92: 73 | GRAN CANARIA | 84: 77 | JOVENTUT (V) | 90: 79 | REAL MADRID | 80: 99 | ESTUDIANTES (V) | 82: 75 |
|--------------|-----------------|--------|------------------|--------|-----------------|---------|------------------|--------|-----------------|--------|-----------------|---------|
| BARCELONA | VALENCIA | 91: 94 | GRAN CANARIA (V) | 96: 81 | REAL MADRID (V) | 91: 84 | BILBAO | 66: 57 | JOVENTUT | 83: 74 | MALAGA (V) | 81: 77 |
| BILBAO | OBRADOIRO | 88: 83 | MANRESA (V) | 72: 67 | JOVENTUT | 85: 77 | BARCELONA (V) | 57: 66 | ESTUDIANTES | 85: 91 | LABORAL | 89: 83 |
| ESTUDIANTES | GRAN CANARIA | 70: 87 | MURCIA (V) | 70: 83 | SEVILLA | 102: 76 | FUENLABRADA (V) | 71: 85 | BILBAO | 91: 85 | ANDORRA | 75: 82 |
| FUENLABRADA | ZARAGOZA (V) | 80: 79 | REAL MADRID | 91: 85 | LABORAL (V) | 79:101 | ESTUDIANTES | 85: 71 | OBRADOIRO | 90: 85 | VALENCIA (V) | 84:100 |
| GRAN CANARIA | ESTUDIANTES (V) | 87: 70 | BARCELONA | 81: 96 | ANDORRA (V) | 77: 84 | MALAGA | 98: 65 | MURCIA (V) | 75: 71 | REAL MADRID (V) | 68: 85 |
| JOVENTUT | LAGUN S.S. (V) | 74: 70 | LABORAL | 68: 89 | BILBAO (V) | 77: 85 | ANDORRA | 79: 90 | BARCELONA (V) | 74: 83 | SEVILLA (V) | 101:106 |
| LABORAL | ANDORRA | 95: 83 | JOVENTUT (V) | 89: 68 | FUENLABRADA | 101: 79 | LAGUN S.S. (V) | 91: 83 | SEVILLA | 89: 73 | BILBAO (V) | 83: 89 |
| LAGUN S.S. | JOVENTUT | 70: 74 | MALAGA (V) | 55: 94 | ZARAGOZA (V) | 59: 80 | LABORAL | 83: 91 | TENERIFE (V) | 74: 72 | MURCIA | 67: 76 |
| MALAGA | REAL MADRID (V) | 80: 85 | LAGUN S.S. | 94: 55 | MANRESA | 85: 58 | GRAN CANARIA (V) | 65: 98 | ZARAGOZA (V) | 72: 76 | BARCELONA | 77: 81 |
| MANRESA | SEVILLA (V) | 84: 67 | BILBAO | 67: 72 | MALAGA (V) | 58: 85 | ZARAGOZA | 86: 79 | VALENCIA | 62: 74 | OBRADOIRO (V) | 79: 71 |
| REAL MADRID | TENERIFE (V) | 69: 70 | MURCIA | 83: 70 | OBRADOIRO | 87: 83 | VALENCIA (V) | 54: 65 | GRAN CANARIA | 71: 75 | LAGUN S.S. (V) | 76: 67 |
| OBRADOIRO | BILBAO (V) | 83: 88 | TENERIFE | 82: 84 | MURCIA (V) | 83: 87 | REAL MADRID | 63: 79 | FUENLABRADA (V) | 85: 90 | MANRESA | 71: 79 |
| REAL MADRID | MANRESA | 85: 80 | FUENLABRADA (V) | 85: 91 | BARCELONA | 84: 91 | OBRADOIRO (V) | 79: 63 | ANDORRA (V) | 90: 80 | GRAN CANARIA | 85: 68 |
| SEVILLA | MANRESA | 67: 84 | ANDORRA (V) | 73: 92 | ESTUDIANTES (V) | 76:102 | TENERIFE | 81: 76 | LABORAL (V) | 73: 89 | JOVENTUT | 106:101 |
| TENERIFE | MURCIA | 70: 69 | OBRADOIRO (V) | 84: 82 | VALENCIA | 82: 86 | SEVILLA (V) | 76: 81 | LAGUN S.S. | 72: 74 | ZARAGOZA | 82: 78 |
| VALENCIA | BARCELONA (V) | 94: 91 | ZARAGOZA | 81: 74 | TENERIFE (V) | 86: 82 | MURCIA (V) | 65: 54 | MANRESA (V) | 74: 62 | FUENLABRADA | 100: 84 |
| ZARAGOZA | FUENLABRADA | 79: 80 | VALENCIA (V) | 74: 81 | LAGUN S.S. | 80: 59 | MANRESA (V) | 79: 86 | MALAGA | 76: 72 | TENERIFE (V) | 78: 82 |

| TABULKA | CELKOM | DOMA | VONKU | POZN. |
|-------------|---------|-----------|--------|-------|
| 1. VALENCIA | 17 17 0 | 1443:1250 | 34 9 0 | |

| | | | | | | | | | | | | |
|-----------------|----|---|----|-----------|----|---|---|---------|---|---|---------|----------|
| 6. BILBAO | 17 | 9 | 8 | 1332:1346 | 18 | 4 | 5 | 754:766 | 5 | 3 | 578:580 | PLAY OFF |
| 7. FUENLABRADA | 17 | 9 | 8 | 1347:1378 | 18 | 7 | 2 | 757:695 | 2 | 6 | 590:683 | PLAY OFF |
| 8. MALAGA | 17 | 8 | 9 | 1320:1272 | 16 | 6 | 2 | 650:526 | 2 | 7 | 670:746 | PLAY OFF |
| 9. ANDORRA | 17 | 8 | 9 | 1378:1390 | 16 | 4 | 5 | 713:729 | 4 | 4 | 665:661 | |
| 10. MURCIA | 17 | 7 | 10 | 1297:1318 | 14 | 5 | 3 | 644:585 | 2 | 7 | 653:733 | |
| 11. TENERIFE | 17 | 7 | 10 | 1312:1366 | 14 | 3 | 6 | 654:682 | 4 | 4 | 658:684 | |
| 12. JOVENTUT | 17 | 7 | 10 | 1339:1395 | 14 | 4 | 4 | 627:643 | 3 | 6 | 712:752 | |
| 13. MANRESA | 17 | 7 | 10 | 1243:1329 | 14 | 3 | 5 | 597:606 | 4 | 5 | 646:723 | |
| 14. OBRADOIRO | 17 | 6 | 11 | 1306:1334 | 12 | 6 | 3 | 727:683 | 0 | 8 | 579:651 | |
| 15. ZARAGOZA | 17 | 5 | 12 | 1330:1364 | 10 | 3 | 5 | 607:604 | 2 | 7 | 723:760 | |
| 16. SEVILLA | 17 | 5 | 12 | 1284:1479 | 10 | 3 | 6 | 702:778 | 2 | 6 | 582:701 | ZOSTUP |
| 17. ESTUDIANTES | 17 | 3 | 14 | 1302:1445 | 6 | 1 | 8 | 731:783 | 2 | 6 | 571:662 | ZOSTUP |
| 18. LAGUN S.S. | 17 | 3 | 14 | 1175:1424 | 6 | 1 | 7 | 569:638 | 2 | 7 | 606:786 | ZOSTUP |

BASKETBAL - ŠPANIELSKA LIGA, ŽENY

| TABULKA | CELKOM | DOMA | VONKU | POZN. | | | |
|----------------------|---------|-----------|--------|---------|-----|---------|----------|
| 1. SALAMANCA | 17 16 1 | 1292:974 | 33 9 0 | 689:503 | 7 1 | 603:471 | PLAY OFF |
| 2. CONQUERO H. | 17 13 4 | 1237:1096 | 30 7 1 | 607:507 | 6 3 | 630:589 | PLAY OFF |
| 3. M.F.ZARAGOZA | 17 12 5 | 1181:1104 | 29 6 3 | 641:597 | 6 2 | 540:507 | PLAY OFF |
| 4. CADI IGG S. | 17 10 7 | 1150:1008 | 27 5 4 | 638:568 | 5 3 | 512:440 | PLAY OFF |
| 5. U.GIRONA | 16 11 5 | 1078:971 | 27 4 3 | 469:412 | 7 2 | 609:559 | |
| 6. GERNIKA B. | 17 10 7 | 1205:1130 | 27 5 3 | 569:529 | 5 4 | 636:601 | |
| 7. BEMBIBRE | 17 8 9 | 1065:1142 | 25 5 3 | 490:483 | 3 6 | 575:649 | |
| 8. U.FERROL | 17 8 9 | 1080:1161 | 25 6 2 | 537:503 | 2 7 | 543:658 | |
| 9. GIPUZKOA UPV | 17 7 10 | 1029:1060 | 24 2 7 | 522:567 | 5 3 | 507:493 | |
| 10. ZAMARAT | 16 6 10 | 1023:1075 | 22 3 5 | 500:522 | 3 5 | 523:553 | |
| 11. CREF HOLA MADRID | 16 6 10 | 1081:1134 | 22 3 6 | 588:642 | 3 4 | 493:492 | |
| 12. CAMPUS PROMETE | 17 5 12 | 1168:1234 | 22 4 4 | 554:562 | 1 8 | 614:672 | |
| 13. GRAN CANARIA | 17 5 12 | 1142:1264 | 22 3 6 | 617:679 | 2 6 | 525:585 | |
| 14. AZKOITIA | 16 0 16 | 937:1315 | 16 0 8 | 510:653 | 0 8 | 427:662 | |

BASKETBAL - NEMECKÁ LIGA

| ČÍSLO UDAL. | DEŇ | ZÁPASY 20. KOLA | PREDBEŽNÉ KURZY / SKUTOČNÉ KURZY | | | | | VAŠ TIP | VÝSLEDOK |
|------------------------|-----|-----------------|----------------------------------|------|-------|-------|-------|---------|----------|
| | | | 1 | 10 | 0 | 02 | 2 | | |
| 31.01. BAYERN | - | GIESSEN | 1,01 | 1,00 | 25,00 | 10,00 | 15,00 | | |
| 31.01. BREMERHAVEN | - | BONN | 2,25 | 2,00 | 15,50 | 1,50 | 1,65 | | |
| 31.01. FRANKFURT | - | BAYREUTH | 1,12 | 1,06 | 19,00 | 4,50 | 6,20 | | |
| 30.01. LUDWIGSBURG | - | BRAUNSCHEWIG | 1,30 | 1,20 | 18,00 | 2,90 | 3,60 | | |
| 31.01. MITTELDEUTSCHER | - | ALBA BERLIN | 10,50 | 7,25 | 21,00 | 1,01 | 1,03 | | |
| 31.01. HAGEN | - | ULM | 2,80 | 2,40 | 16,00 | 1,32 | 1,45 | | |
| 30.01. TUBINGEN | - | OLDENBURG | 3,60 | 2,90 | 18,00 | 1,20 | 1,30 | | |
| 31.01. WURZBURG | - | BAMBERG | 3,90 | 3,20 | 18,00 | 1,17 | 1,25 | | |

VÝSLEDKY POSLEDNÝCH ZÁPASOV

| | | (OZNAČENIE PÍSMENOM (V) ZNAMENA ZÁPAS HRANY VONKU) | | | | | | | | | | |
|--------------|------------------|--|------------------|--------|------------------|--------|------------------|-------|---------------|--------|------------------|-------|
| ALBA BERLIN | BRAUNSCHEWIG (V) | 43:46 | WURZBURG (V) | 80:69 | MITTELDEUTS. | 89:58 | HAGEN (V) | 86:83 | TUBINGEN | 91:73 | BAMBERG | 74:87 |
| BAMBERG | GOTTINGEN | 113:92 | BREMERHAVEN (V) | 91:72 | BAYREUTH | 86:77 | LUDWIGSBURG (V) | 77:62 | WURZBURG | 80:61 | ALBA BERLIN (V) | 87:74 |
| BAYERN | BREMERHAVEN | 96:86 | TUBINGEN (V) | 87:73 | WURZBURG | 103:79 | BRAUNSCHEWIG (V) | 82:63 | LUDWIGSBURG | 95:92 | GIESSEN (V) | 87:61 |
| BAYREUTH | HAGEN | 88:93 | OLDENBURG | 85:73 | GOTTINGEN | 85:70 | BAMBERG (V) | 77:86 | FRANKFURT | 82:69 | CRAILSHEIM (V) | 70:73 |
| BONN | CRAILSHEIM | 101:93 | ULM | 79:95 | HAGEN (V) | 82:106 | GIESSEN | 82:93 | TUBINGEN (V) | 109:96 | BRAUNSCHEWIG | 74:80 |
| BRAUNSCHEWIG | ULM (V) | 67:76 | ALBA BERLIN | 46:43 | ULM | 77:84 | GOTTINGEN (V) | 67:63 | BAYERN | 63:82 | BONN (V) | 80:74 |
| BREMERHAVEN | TUBINGEN | 86:88 | BAYERN (V) | 86:96 | BAMBERG | 72:91 | GOTTINGEN (V) | 99:77 | HAGEN | 89:96 | MITTELDEUTS. | 84:88 |
| CRAILSHEIM | BONN (V) | 93:101 | FRANKFURT (V) | 73:88 | LUDWIGSBURG (V) | 65:100 | HAGEN | 89:80 | WURZBURG (V) | 77:97 | BAYREUTH | 73:70 |
| FRANKFURT | CRAILSHEIM | 88:73 | MITTELDEUTS. (V) | 79:64 | LUDWIGSBURG | 83:78 | BAYREUTH (V) | 69:82 | GIESSEN | 66:55 | ULM (V) | 61:68 |
| GIESSEN | HAGEN | 90:83 | OLDENBURG | 79:88 | BONN (V) | 93:82 | MITTELDEUTS. | 74:69 | FRANKFURT (V) | 55:66 | BAYERN | 61:87 |
| GOTTINGEN | BAMBERG (V) | 92:113 | FRANKFURT (V) | 70:85 | BRAUNSCHEWIG | 63:67 | BREMERHAVEN | 77:99 | OLDENBURG (V) | 72:85 | CRAILSHEIM | 79:70 |
| HAGEN | BAYREUTH (V) | 93:88 | GIESSEN (V) | 83:90 | BONN | 106:82 | CRAILSHEIM (V) | 80:89 | ALBA BERLIN | 83:86 | BREMERHAVEN (V) | 96:89 |
| LUDWIGSBURG | TUBINGEN (V) | 84:94 | CRAILSHEIM | 100:65 | FRANKFURT (V) | 78:83 | BAMBERG | 62:77 | WURZBURG (V) | 92:95 | WURZBURG (V) | 93:88 |
| MITTELDEUTS. | WURZBURG (V) | 98:100 | FRANKFURT | 64:79 | ALBA BERLIN (V) | 58:89 | GIESSEN (V) | 69:74 | ULM | 78:88 | BREMERHAVEN (V) | 88:84 |
| OLDENBURG | BAYREUTH (V) | 73:85 | GIESSEN (V) | 88:79 | ULM (V) | 63:80 | GOTTINGEN | 85:72 | WURZBURG | 75:82 | BREMERHAVEN | 97:86 |
| TUBINGEN | BREMERHAVEN (V) | 88:86 | LUDWIGSBURG | 94:84 | BAYERN | 73:87 | ULM (V) | 59:75 | BONN | 96:109 | ALBA BERLIN (V) | 73:91 |
| ULM | BRAUNSCHEWIG | 76:67 | BONN (V) | 95:79 | BRAUNSCHEWIG (V) | 84:77 | TUBINGEN | 75:59 | OLDENBURG | 80:63 | MITTELDEUTS. (V) | 88:78 |
| WURZBURG | MITTELDEUTS. | 100:98 | ALBA BERLIN | 69:80 | BAYERN (V) | 79:103 | CRAILSHEIM | 97:77 | BAMBERG (V) | 61:80 | LUDWIGSBURG | 88:93 |

| TABULKA | CELKOM | DOMA | VONKU | POZN. | | | |
|------------------|---------|-----------|--------|---------|------|---------|----------|
| 1. BAMBERG | 18 16 2 | 1634:1314 | 32 9 0 | 856:640 | 7 2 | 778:674 | PLAY OFF |
| 2. BAYERN | 18 14 4 | 1636:1393 | 28 9 1 | 967:770 | 5 3 | 669:623 | PLAY OFF |
| 3. ALBA BERLIN | 18 13 5 | 1476:1290 | 26 6 2 | 667:575 | 7 3 | 809:715 | PLAY OFF |
| 4. FRANKFURT | 18 13 5 | 1383:1265 | 26 7 2 | 718:656 | 6 3 | 665:609 | PLAY OFF |
| 5. LUDWIGSBURG | 18 12 6 | 1486:1420 | 24 6 3 | 733:686 | 6 3 | 753:734 | PLAY OFF |
| 6. OLDENBURG | 18 12 6 | 1465:1417 | 24 7 1 | 679:614 | 5 5 | 786:803 | PLAY OFF |
| 7. WURZBURG | 18 12 6 | 1496:1495 | 24 7 2 | 796:737 | 5 4 | 700:758 | PLAY OFF |
| 8. ULM | 19 11 8 | 1534:1483 | 22 6 4 | 801:737 | 5 4 | 733:746 | PLAY OFF |
| 9. HAGEN | 19 10 9 | 1621:1606 | 20 5 4 | 789:737 | 5 5 | 832:869 | |
| 10. BRAUNSCHEWIG | 19 10 9 | 1411:1396 | 20 6 4 | 754:753 | 4 5 | 657:643 | |
| 11. GIESSEN | 18 8 10 | 1435:1429 | 16 5 5 | 762:794 | 3 5 | 673:635 | |
| 12. BONN | 19 7 12 | 1540:1629 | 14 4 6 | 791:824 | 3 6 | 749:805 | |
| 13. BAYREUTH | 19 7 12 | 1421:1543 | 14 6 4 | 790:786 | 1 8 | 631:757 | |
| 14. TUBINGEN | 19 6 13 | 1560:1648 | 12 3 6 | 790:781 | 3 7 | 770:867 | |
| 15. CRAILSHEIM | 19 5 14 | 1402:1684 | 10 5 4 | 686:737 | 0 10 | 716:947 | |
| 16. BREMERHAVEN | 19 4 15 | 1465:1546 | 8 1 8 | 677:743 | 3 7 | 788:803 | |
| 17. GOTTINGEN | 18 4 14 | 1338:1589 | 8 3 6 | 666:743 | 1 8 | 672:846 | ZOSTUP |
| 18. MITTELDEUTS. | 18 2 16 | 1396:1552 | 4 1 8 | 703:761 | 1 8 | 693:791 | ZOSTUP |

BASKETBAL - GRÉCKA LIGA

| ČÍSLO UDAL. | DEŇ | DOHRÁVKA 15. KOLA | PREDBEŽNÉ KURZY / SKUTOČNÉ KURZY | | | | | VAŠ TIP | VÝSLEDOK |
|----------------------|-----|-------------------|----------------------------------|-------|-------|-------|-------|---------|----------|
| | | | 1 | 10 | 0 | 02 | 2 | | |
| 25.01. OLYMPIAKOS | - | PANATHINAIKOS | 1,55 | 1,40 | 16,00 | 2,15 | 2,50 | | |
| ČÍSLO UDAL. | DEŇ | ZÁPASY 16. KOLA | PREDBEŽNÉ KURZY / SKUTOČNÉ KURZY | | | | | VAŠ TIP | VÝSLEDOK |
| 1 | 10 | 0 | 02 | 2 | | | | | |
| 01.02. PANATHINAIKOS | - | RETHYMNO | 1,01 | 1,00 | 25,00 | 10,00 | 15,00 | | |
| 31.01. ARKADIKOS | - | OLYMPIAKOS | 15,00 | 10,00 | 25,00 | 1,00 | 1,01 | | |
| 31.01. PAOK SOLUN | - | ARIS SOLUN | 1,70 | 1,55 | 15,50 | 1,90 | 2,15 | | |
| 30.01. GS LAVRIO | - | NEA KIFISIA | 1,75 | 1,60 | 15,50 | 1,85 | 2,05 | | |
| 30.01. TRIKALLA | - | AEK ATHENS | 3,10 | 2,60 | 17,00 | 1,27 | 1,37 | | |
| 30.01. KOROIVOS | - | KAVALA | 1,32 | 1,22 | 17,00 | 2,80 | 3,40 | | |
| 30.01. KOLOSSOS | - | APOLLON P. | 1,40 | 1,30 | 17,00 | 2,50 | 2,90 | | |

VÝSLEDKY POSLEDNÝCH ZÁPASOV

| | | (OZNAČENIE PÍSMENOM (V) ZNAMENA ZÁPAS HRANY VONKU) | | | | | | | | | | |
|---------------|-----------------|--|-------------------|-------|-------------------|-------|----------------|-------|-------------------|-------|-----------------|-------|
| AEK ATHENS | GS LAVRIO | 90:82 | PAOK SOLUN (V) | 75:79 | KOLOSSOS (V) | 86:85 | RETHYMNO | 86:70 | OLYMPIAKOS (V) | 71:79 | ARIS SOLUN | 74:83 |
| APOLLON P. | KOROIVOS (V) | 59:58 | RETHYMNO | 75:57 | GS LAVRIO | 90:73 | ARIS SOLUN (V) | 50:82 | PAOK SOLUN | 69:68 | NEA KIFISIA (V) | 82:79 |
| ARIS SOLUN | ARKADIKOS | 86:52 | PANATHINAIKOS (V) | 59:80 | OLYMPIAKOS (V) | 64:76 | APOLLON P. | 82:50 | NEA KIFISIA | 81:68 | AEK ATHENS (V) | 83:74 |
| ARKADIKOS | ARIS SOLUN (V) | 52:86 | NEA KIFISIA | 64:78 | KOROIVOS | 88:89 | TRIKALLA (V) | 54:82 | GS LAVRIO | 98:90 | PAOK SOLUN (V) | 54:74 |
| GS LAVRIO | AEK ATHENS (V) | 82:90 | NEA KIFISIA (V) | 80:83 | KAVALA | 99:63 | APOLLON P. (V) | 73:90 | PAOK SOLUN | 62:78 | ARKADIKOS (V) | 90:98 |
| KAVALA | TRIKALLA | 90:72 | GS LAVRIO (V) | 63:99 | PANATHINAIKOS (V) | 54:88 | KOLOSSOS | 72:85 | RETHYMNO (V) | 74:84 | OLYMPIAKOS | 57:71 |
| KOLOSSOS | RETHYMNO (V) | 87:95 | OLYMPIAKOS | 53:73 | AEK ATHENS | 85:86 | KAVALA (V) | 85:72 | KOROIVOS | 94:73 | TRIKALLA (V) | 86:89 |
| KOROIVOS | APOLLON P. | 58:59 | TRIKALLA (V) | 74:85 | ARKADIKOS (V) | 89:88 | PANATHINAIKOS | 57:75 | KOLOSSOS (V) | 73:94 | RETHYMNO | 83:79 |
| NEA KIFISIA | PAOK SOLUN | 97:92 | GS LAVRIO | 83:80 | ARKADIKOS (V) | 78:64 | RETHYMNO (V) | 61:74 | OLYMPIAKOS | 73:75 | ARIS SOLUN (V) | 68:81 |
| OLYMPIAKOS | KOLOSSOS (V) | 73:53 | ARIS SOLUN | 76:64 | NEA KIFISIA (V) | 75:73 | AEK ATHENS | 79:77 | KAVALA (V) | 71:57 | KOROIVOS | 83:64 |
| PAOK SOLUN | NEA KIFISIA (V) | 92:97 | AEK ATHENS | 79:75 | TRIKALLA | 82:67 | GS LAVRIO (V) | 78:62 | PANATHINAIKOS (V) | 69:70 | APOLLON P. (V) | 68:69 |
| PANATHINAIKOS | ARIS SOLUN | 80:59 | KAVALA | 88:54 | KOROIVOS (V) | 75:57 | PAOK SOLUN | 70:69 | TRIKALLA | 77:64 | GS LAVRIO (V) | 79:72 |
| RETHYMNO | KOLOSSOS | 95:87 | APOLLON P. (V) | 57:75 | NEA KIFISIA | 74:61 | AEK ATHENS (V) | 70:86 | KAVALA | 84:74 | KOROIVOS (V) | 79:83 |
| TRIKALLA | KAVALA (V) | 72:90 | KOROIVOS | 85:74 | PAOK SOLUN (V) | 67:82 | ARKADIKOS | 82:54 | PANATHINAIKOS (V) | 64:77 | KOLOSSOS | 89:86 |

| TABULKA | CELKOM | DOMA | VONKU | POZN. | | | |
|------------------|---------|-----------|--------|---------|-----|---------|----------|
| 1. PANATHINAIKOS | 14 14 0 | 1117:912 | 28 7 0 | 568:448 | 7 0 | 549:464 | PLAY OFF |
| 2. OLYMPIAKOS | 14 13 1 | 1172:900 | 27 7 0 | 606:406 | 6 1 | 566:494 | PLAY OFF |
| 3. AEK ATHENS | 15 11 4 | 1159:1073 | 26 6 2 | 625:570 | 5 2 | 534:503 | PLAY OFF |
| 4. ARIS SOLUN | 15 10 5 | 1134:998 | 25 7 1 | 627:507 | 3 4 | 507:491 | PLAY OFF |
| 5. PAOK SOLUN | 15 8 7 | 1117:1067 | 23 5 2 | 536:492 | 3 5 | 581:575 | PLAY OFF |
| 6. NEA KIFISIA | 15 8 7 | 1091:1107 | 23 4 4 | 591:603 | 4 3 | 500:504 | PLAY OFF |
| 7. APOLLON P. | 15 7 8 | 1066:1122 | 22 4 4 | 571:577 | 3 4 | 495:545 | PLAY OFF |
| 8. TRIKALLA | 15 6 9 | 1128:1165 | 21 5 2 | 552:520 | 1 7 | 576:645 | PLAY OFF |
| 9. KOLOSSOS | 15 6 9 | 1120:1161 | 21 4 3 | 532:511 | 2 6 | 588:650 | |
| 10. KOROIVOS | 15 6 9 | 1045:1127 | 21 2 5 | 461:502 | 4 4 | 58 | |

| | | | | | | | | | | | | |
|-----------------|----|---|----|-----------|----|---|---|----------|---|---|----------|--------|
| 14. ARKADIKOS | 15 | 3 | 12 | 1000:1196 | 18 | 2 | 5 | 510: 573 | 1 | 7 | 490: 623 | ZOSTUP |
|-----------------|----|---|----|-----------|----|---|---|----------|---|---|----------|--------|

BASKETBAL - VTB LEAGUE

| TABUĽKA | CELKOM | | | | DOMA | | | | VONKU | | | | POZN. |
|---------------------|--------|----|----|-----------|------|----|---|----------|-------|---|---------|----------|-------|
| 1. CSKA MOSKVA | 18 | 17 | 1 | 1702:1258 | 34 | 11 | 0 | 1083:750 | 6 | 1 | 619:508 | PLAY OFF | |
| 2. U.KAZAN | 16 | 14 | 2 | 1427:1206 | 28 | 9 | 1 | 897:752 | 5 | 1 | 530:454 | PLAY OFF | |
| 3. CHIMKI M. | 15 | 12 | 3 | 1457:1212 | 24 | 8 | 0 | 821:641 | 4 | 3 | 636:571 | PLAY OFF | |
| 4. Z.PETERBURG | 13 | 10 | 3 | 1097:1027 | 20 | 5 | 0 | 457:357 | 5 | 3 | 640:670 | PLAY OFF | |
| 5. NYMBURK | 16 | 10 | 6 | 1338:1304 | 20 | 7 | 1 | 629:567 | 3 | 5 | 709:737 | PLAY OFF | |
| 6. KRASNODAR | 14 | 9 | 5 | 1115:1001 | 18 | 4 | 2 | 470:391 | 5 | 3 | 645:610 | PLAY OFF | |
| 7. A.SARATOV | 14 | 9 | 5 | 1223:1113 | 18 | 6 | 2 | 657:633 | 3 | 3 | 566:480 | PLAY OFF | |
| 8. N.NOVGOROD | 15 | 7 | 8 | 1260:1307 | 14 | 5 | 2 | 605:586 | 2 | 6 | 655:721 | PLAY OFF | |
| 9. KO VOLGOGRAD | 16 | 6 | 10 | 1353:1389 | 12 | 2 | 5 | 582:618 | 4 | 5 | 771:771 | | |
| 10. KRASNOJARSK | 17 | 6 | 11 | 1424:1468 | 12 | 4 | 4 | 730:670 | 2 | 7 | 694:798 | | |
| 11. ASTANA | 16 | 6 | 10 | 1357:1439 | 12 | 5 | 4 | 829:820 | 1 | 6 | 528:619 | | |
| 12. TSMOKI MINSK | 16 | 6 | 10 | 1298:1383 | 12 | 2 | 6 | 680:691 | 4 | 4 | 618:692 | | |
| 13. B.LOIMAA | 17 | 6 | 11 | 1254:1400 | 12 | 5 | 4 | 679:726 | 1 | 7 | 575:674 | | |
| 14. VEF RIGA | 16 | 4 | 12 | 1289:1382 | 8 | 1 | 5 | 477:518 | 3 | 7 | 812:864 | | |
| 15. KALEV/CR.TALLIN | 16 | 4 | 12 | 1203:1380 | 8 | 3 | 5 | 619:673 | 1 | 7 | 584:707 | | |
| 16. VITA TBILISI | 17 | 0 | 17 | 1154:1682 | 0 | 0 | 8 | 531:812 | 0 | 9 | 623:870 | | |

BASKETBAL - LITOVSKÁ LIGA

| TABUĽKA | CELKOM | | | | DOMA | | | | VONKU | | | | POZN. |
|-------------------|--------|----|----|-----------|------|----|---|----------|-------|----|---------|----------|-------|
| 1. Ž.KAUNAS | 21 | 19 | 2 | 1783:1448 | 40 | 9 | 1 | 872:680 | 10 | 2 | 911:768 | PLAY OFF | |
| 2. R.VILNIUS | 21 | 18 | 3 | 1790:1541 | 39 | 11 | 1 | 1045:867 | 7 | 2 | 745:674 | PLAY OFF | |
| 3. VYTAUTAS P. | 22 | 10 | 12 | 1761:1750 | 32 | 6 | 6 | 965:927 | 4 | 6 | 796:823 | PLAY OFF | |
| 4. JUTENA | 21 | 11 | 10 | 1629:1682 | 32 | 7 | 3 | 763:739 | 4 | 7 | 866:943 | PLAY OFF | |
| 5. LIETKABELIS P. | 22 | 10 | 12 | 1633:1689 | 32 | 7 | 4 | 858:840 | 3 | 8 | 775:849 | PLAY OFF | |
| 6. N.KLAJPEDA | 21 | 10 | 11 | 1576:1537 | 31 | 5 | 6 | 827:817 | 5 | 5 | 749:720 | PLAY OFF | |
| 7. SIAULIAI | 21 | 10 | 11 | 1633:1656 | 31 | 6 | 4 | 841:804 | 4 | 7 | 792:852 | PLAY OFF | |
| 8. NEVEZIS K. | 21 | 7 | 14 | 1514:1713 | 28 | 3 | 7 | 724:796 | 4 | 7 | 790:917 | PLAY OFF | |
| 9. ALYTUS D. | 22 | 5 | 17 | 1450:1654 | 27 | 4 | 6 | 678:714 | 1 | 11 | 772:940 | | |
| 10. IPZ PASVALYS | 20 | 6 | 14 | 1502:1601 | 26 | 5 | 5 | 764:750 | 1 | 9 | 738:851 | | |

BASKETBAL - BALTICKÁ LIGA

| SKUPINA A | CELKOM | | | | DOMA | | | | VONKU | | | | POZN. |
|-------------------|--------|----|----|----------|------|---|---|---------|-------|---|---------|----------|-------|
| 1. LIETKABELIS P. | 12 | 10 | 2 | 1026:888 | 22 | 6 | 0 | 523:421 | 4 | 2 | 503:467 | PLAY OFF | |
| 2. VALMIERA | 11 | 8 | 3 | 875:808 | 19 | 6 | 0 | 500:411 | 2 | 3 | 375:397 | PLAY OFF | |
| 3. RAPLA | 11 | 7 | 4 | 781:831 | 18 | 4 | 1 | 374:360 | 3 | 3 | 407:471 | PLAY OFF | |
| 4. KALEV TALLIN | 11 | 6 | 5 | 807:822 | 17 | 5 | 1 | 471:423 | 1 | 4 | 336:399 | PLAY OFF | |
| 5. NEVEZIS K. | 11 | 3 | 8 | 807:833 | 14 | 2 | 3 | 357:351 | 1 | 5 | 450:482 | PLAY OFF | |
| 6. BARONS RIGA | 11 | 3 | 8 | 814:853 | 14 | 3 | 2 | 414:358 | 0 | 6 | 400:495 | | |
| 7. PARNU | 11 | 2 | 9 | 823:898 | 13 | 2 | 4 | 469:501 | 0 | 5 | 354:397 | | |
| SKUPINA B | CELKOM | | | | DOMA | | | | VONKU | | | | POZN. |
| 1. VYTAUTAS P. | 11 | 10 | 1 | 942:838 | 21 | 6 | 0 | 510:422 | 4 | 1 | 432:416 | PLAY OFF | |
| 2. LLJEPAJA | 12 | 8 | 4 | 939:909 | 20 | 5 | 2 | 593:557 | 3 | 2 | 346:352 | PLAY OFF | |
| 3. JURMALA | 12 | 5 | 7 | 884:870 | 17 | 4 | 3 | 509:476 | 1 | 4 | 375:394 | PLAY OFF | |
| 4. JEKABPILS | 11 | 6 | 5 | 821:832 | 17 | 5 | 1 | 456:431 | 1 | 4 | 365:401 | PLAY OFF | |
| 5. RAKVERE | 10 | 6 | 4 | 776:728 | 16 | 5 | 2 | 555:502 | 1 | 2 | 221:226 | PLAY OFF | |
| 6. B.ATYRAU | 12 | 3 | 9 | 900:970 | 15 | 0 | 0 | 0 | 3 | 9 | 900:970 | | |
| 7. ITTU TALLIN | 12 | 2 | 10 | 845:960 | 14 | 2 | 5 | 522:574 | 0 | 5 | 323:386 | | |

BASKETBAL - TURECKÁ LIGA

| TABUĽKA | CELKOM | | | | DOMA | | | | VONKU | | | | POZN. |
|-------------------|--------|----|----|-----------|------|---|---|---------|-------|---|---------|----------|-------|
| 1. A.EFES | 15 | 12 | 3 | 1273:1136 | 27 | 6 | 1 | 611:551 | 6 | 2 | 662:585 | PLAY OFF | |
| 2. FENERBAHCE U. | 15 | 11 | 4 | 1276:1184 | 26 | 6 | 1 | 632:560 | 5 | 3 | 644:624 | PLAY OFF | |
| 3. GALATASARAY | 15 | 10 | 5 | 1228:1130 | 25 | 8 | 1 | 742:653 | 2 | 4 | 486:477 | PLAY OFF | |
| 4. P.KARSIVAKA | 15 | 9 | 6 | 1240:1189 | 24 | 7 | 1 | 653:608 | 2 | 5 | 587:581 | PLAY OFF | |
| 5. BANVITSPOR | 15 | 9 | 6 | 1252:1204 | 24 | 7 | 1 | 657:595 | 2 | 5 | 595:609 | PLAY OFF | |
| 6. DARUSSAFKA | 15 | 9 | 6 | 1138:1091 | 24 | 5 | 3 | 641:607 | 4 | 3 | 497:484 | PLAY OFF | |
| 7. BUYUKCEKMECE | 15 | 8 | 7 | 1173:1194 | 23 | 6 | 2 | 636:632 | 2 | 5 | 537:562 | PLAY OFF | |
| 8. TRABZONSPOR | 15 | 7 | 8 | 1128:1117 | 22 | 4 | 3 | 543:507 | 3 | 5 | 585:610 | PLAY OFF | |
| 9. A.KOLEJLILER | 15 | 7 | 8 | 1175:1184 | 22 | 6 | 2 | 654:618 | 1 | 6 | 521:566 | | |
| 10. BESIKTAS | 15 | 7 | 8 | 1212:1226 | 22 | 5 | 2 | 580:565 | 2 | 6 | 632:661 | | |
| 11. GAZIANTEP | 15 | 7 | 8 | 1145:1174 | 22 | 5 | 1 | 474:454 | 2 | 7 | 671:720 | | |
| 12. USAK | 15 | 7 | 8 | 1143:1186 | 22 | 5 | 3 | 618:611 | 2 | 5 | 525:575 | | |
| 13. T.KONYASPOR | 15 | 6 | 9 | 1085:1160 | 21 | 3 | 5 | 588:611 | 3 | 4 | 497:549 | | |
| 14. YESILGIRE SUN | 15 | 5 | 10 | 1141:1166 | 20 | 3 | 4 | 520:504 | 2 | 6 | 621:662 | | |
| 15. TT ANKARA | 15 | 3 | 12 | 1151:1276 | 18 | 2 | 5 | 559:585 | 1 | 7 | 592:691 | ZOSTUP | |
| 16. ISTANBUL BB | 15 | 3 | 12 | 1163:1306 | 18 | 2 | 5 | 540:614 | 1 | 7 | 623:692 | ZOSTUP | |

BASKETBAL - JADRANSKÁ LIGA

| TABUĽKA | CELKOM | | | | DOMA | | | | VONKU | | | | POZN. |
|------------------|--------|----|----|-----------|------|----|---|---------|-------|---|---------|---------|-------|
| 1. B.PODGORICA | 21 | 19 | 2 | 1624:1407 | 40 | 10 | 0 | 781:640 | 9 | 2 | 843:767 | FINAL 4 | |
| 2. CZ BEOGRAD | 20 | 15 | 5 | 1532:1364 | 35 | 7 | 3 | 841:708 | 8 | 2 | 691:656 | FINAL 4 | |
| 4. CED.ZAGREB | 21 | 15 | 5 | 1519:1425 | 36 | 8 | 2 | 740:670 | 7 | 3 | 779:755 | FINAL 4 | |
| 3. MEGA LEKS | 21 | 14 | 7 | 1650:1546 | 35 | 8 | 2 | 826:711 | 6 | 5 | 824:835 | FINAL 4 | |
| 5. MZT SKOPJE | 21 | 9 | 12 | 1509:1501 | 30 | 6 | 5 | 807:777 | 3 | 7 | 702:724 | | |
| 6. ALEKSANDROVAC | 21 | 9 | 12 | 1489:1513 | 30 | 5 | 6 | 783:793 | 4 | 6 | 706:720 | | |
| 7. CIBONA Z. | 21 | 9 | 12 | 1476:1521 | 30 | 6 | 3 | 652:649 | 3 | 9 | 824:872 | | |
| 8. ZADAR | 21 | 9 | 12 | 1402:1477 | 30 | 6 | 4 | 661:645 | 3 | 8 | 741:832 | | |
| 9. OL.LUBLJANA | 21 | 8 | 13 | 1500:1528 | 29 | 5 | 5 | 758:699 | 3 | 8 | 742:829 | | |
| 10. KRKA N.MESTO | 21 | 8 | 13 | 1479:1554 | 29 | 5 | 6 | 823:823 | 3 | 7 | 656:731 | | |
| 11. MET.VALJEVO | 21 | 8 | 13 | 1486:1576 | 29 | 6 | 5 | 791:790 | 2 | 8 | 695:786 | | |
| 12. P.BEOGRAD | 20 | 8 | 12 | 1455:1495 | 28 | 7 | 3 | 777:752 | 1 | 9 | 678:743 | | |
| 13. ŠUTJESKA N. | 21 | 7 | 14 | 1462:1565 | 28 | 4 | 7 | 780:808 | 3 | 7 | 682:757 | | |
| 14. SENTJUR | 21 | 7 | 13 | 1387:1498 | 27 | 5 | 6 | 731:754 | 2 | 7 | 656:744 | | |

BASKETBAL - POLSKÁ LIGA

| TABUĽKA | CELKOM | | | | DOMA | | | | VONKU | | | | POZN. |
|---------------------|--------|----|----|-----------|------|---|---|---------|-------|---|---------|----------|-------|
| 1. ZIELONA GORA | 17 | 15 | 2 | 1418:1199 | 32 | 9 | 0 | 801:638 | 6 | 2 | 617:561 | PLAY OFF | |
| 2. WLOCLAWEK | 18 | 13 | 5 | 1382:1287 | 31 | 9 | 0 | 741:660 | 4 | 5 | 641:627 | PLAY OFF | |
| 3. RADDOM | 16 | 13 | 3 | 1234:1103 | 29 | 7 | 2 | 695:622 | 6 | 1 | 539:481 | PLAY OFF | |
| 4. TORUN | 17 | 12 | 5 | 1354:1242 | 29 | 6 | 2 | 641:553 | 6 | 3 | 713:689 | PLAY OFF | |
| 5. C.SLUPSK | 16 | 12 | 4 | 1291:1183 | 28 | 7 | 1 | 653:552 | 5 | 3 | 638:631 | PLAY OFF | |
| 6. A.P.GDYNIA | 17 | 11 | 6 | 1206:1194 | 28 | 6 | 3 | 628:596 | 5 | 3 | 578:598 | PLAY OFF | |
| 7. KUTNO | 17 | 10 | 7 | 1182:1161 | 27 | 6 | 3 | 619:588 | 4 | 4 | 563:573 | PLAY OFF | |
| 8. D.GORNICZA | 17 | 8 | 9 | 1271:1272 | 25 | 4 | 3 | 546:505 | 4 | 6 | 725:767 | PLAY OFF | |
| 9. SZCZECIN | 17 | 8 | 9 | 1307:1347 | 25 | 4 | 3 | 532:541 | 4 | 6 | 775:806 | | |
| 10. OSTROW WLKP. | 17 | 8 | 9 | 1214:1270 | 25 | 6 | 3 | 680:692 | 2 | 6 | 534:578 | | |
| 11. KOSZALIN | 17 | 8 | 9 | 1164:1221 | 25 | 5 | 3 | 544:568 | 3 | 6 | 620:653 | | |
| 12. TURON Z. | 16 | 7 | 9 | 1330:1303 | 23 | 3 | 5 | 661:657 | 4 | 4 | 669:646 | | |
| 13. P.STAROGARD GD. | 17 | 5 | 12 | 1233:1275 | 22 | 4 | 5 | 697:676 | 1 | 7 | 536:599 | | |
| 14. TREFL SOBOT | 18 | 4 | 14 | 1193:1278 | 22 | 4 | 5 | 568:577 | 0 | 9 | 625:701 | | |
| 15. TARNOBREZG | 17 | 4 | 13 | 1162:1312 | 21 | 3 | 5 | 581:608 | 1 | 8 | 581:704 | | |
| 16. WROCLAW | 17 | 3 | 14 | 1197:1309 | 20 | 1 | 8 | 623:701 | 2 | 6 | 574:608 | | |
| 17. LUBLIN | 17 | 3 | 14 | 1168:1350 | 20 | 2 | 7 | 636:726 | 1 | 7 | 532:624 | | |

BASKETBAL - POLSKÁ LIGA, ŽENY

| TABUĽKA | CELKOM | | | | DOMA | | | | VONKU | | | | POZN. |
|-----------------|--------|----|----|-----------|------|---|---|---------|-------|---|---------|--|-------|
| 1. WISLA KRAKOV | 16 | 14 | 2 | 1190:937 | 30 | 7 | 0 | 573:393 | 7 | 2 | 617:544 | | |
| 2. S.WROCLAW | 16 | 12 | 4 | 1236:1026 | 28 | 7 | 1 | 654:492 | 5 | 3 | 582:534 | | |
| 3. POLKOWICE | 16 | 12 | 4 | 1001:964 | 28 | 7 | 1 | 520:446 | 5 | 3 | 481:518 | | |
| 4. A.BYDGOSZCZ | 15 | 12 | 3 | 1167:867 | 27 | 6 | 1 | 552:383 | 6 | 2 | 615:484 | | |
| 5. GDYNIA | 16 | 11 | 5 | 1125:1100 | 27 | 5 | 2 | 486:482 | 6 | 3 | 639:618 | | |
| 6. LUBLIN | 16 | 9 | 7 | 1066:974 | 25 | 5 | 4 | 596:538 | 4 | 3 | 470:436 | | |
| 7. E.TORUN | 16 | 7 | 9 | 1062:1038 | 23 | 3 | 5 | 550:548 | 4 | 4 | 512:490 | | |
| 8. W.LODZ | 16 | 5 | 11 | 1024:1185 | 21 | 2 | 6 | 497:571 | 3 | 5 | 527:614 | | |
| 9. GORZOW | 16 | 4 | 12 | 928:1060 | 20 | 4 | 5 | 496:550 | 0 | 7 | 432:510 | | |
| 10. SOSNOWIEC | 15 | 3 | 12 | 878:1019 | 18 | 3 | 5 | 466:513 | 0 | 7 | 412:506 | | |
| 11. MUKS POZNAN | 15 | 3 | 12 | 861:1099 | 18 | 1 | 6 | 416:545 | 2 | 6 | 445:554 | | |
| 12. S | | | | | | | | | | | | | |

| | | | | | | | | | | | | |
|-------------------|----|----|----|-----------|----|----|---|----------|---|---|---------|----------|
| 1. GUSSING | 21 | 18 | 3 | 1726:1504 | 27 | 11 | 1 | 1007:838 | 7 | 2 | 719:666 | PLAY OFF |
| 2. FÜRSTENFELD | 21 | 13 | 8 | 1565:1594 | 26 | 8 | 2 | 765:744 | 5 | 6 | 800:850 | PLAY OFF |
| 3. OBERWART | 21 | 11 | 10 | 1630:1521 | 22 | 7 | 4 | 893:822 | 4 | 6 | 737:699 | PLAY OFF |
| 4. BC WIENNA | 21 | 11 | 10 | 1680:1676 | 22 | 6 | 3 | 734:692 | 5 | 7 | 946:984 | PLAY OFF |
| 5. TRAIKIRCHEN | 21 | 10 | 11 | 1579:1535 | 20 | 8 | 3 | 820:750 | 2 | 8 | 759:785 | PLAY OFF |
| 6. KLOSTERNEUBURG | 21 | 10 | 11 | 1543:1605 | 20 | 6 | 5 | 804:815 | 4 | 6 | 739:790 | PLAY OFF |
| 7. KAPPENBERG | 21 | 9 | 12 | 1661:1691 | 18 | 6 | 4 | 831:816 | 3 | 8 | 830:875 | PLAY OFF |
| 8. GMUNDEN | 21 | 9 | 12 | 1541:1625 | 18 | 7 | 4 | 824:822 | 2 | 8 | 717:803 | PLAY OFF |
| 9. WELS | 21 | 8 | 13 | 1636:1627 | 16 | 4 | 6 | 796:775 | 4 | 7 | 840:852 | |
| 10. GRAZ | 21 | 6 | 15 | 1491:1674 | 12 | 2 | 8 | 700:804 | 4 | 7 | 791:870 | |

BASKETBAL - IZRAELSKÁ LIGA

| TABUĽKA | CELKOM | | | DOMA | | | VONKU | | | POZN. | | |
|------------------|--------|----|----|-----------|----|---|-------|---------|---|-------|---------|--|
| 1. H.JERUSALEM | 17 | 13 | 4 | 1482:1322 | 30 | 7 | 1 | 727:610 | 6 | 3 | 755:712 | |
| 2. MACCABI T.A. | 17 | 12 | 5 | 1486:1284 | 29 | 6 | 2 | 737:597 | 6 | 3 | 749:687 | |
| 3. MACC.HAIFA | 17 | 11 | 6 | 1290:1245 | 28 | 8 | 1 | 699:614 | 3 | 5 | 591:631 | |
| 4. MACC.RISHON | 17 | 10 | 7 | 1340:1321 | 27 | 7 | 2 | 737:698 | 3 | 5 | 603:633 | |
| 5. NAHARIYA | 17 | 10 | 7 | 1298:1326 | 27 | 5 | 4 | 684:703 | 5 | 3 | 614:623 | |
| 6. BNEI HERZLIYA | 17 | 9 | 8 | 1352:1376 | 26 | 6 | 2 | 631:597 | 3 | 6 | 721:779 | |
| 7. MACC.ASHDOD | 16 | 8 | 8 | 1337:1305 | 24 | 6 | 2 | 706:653 | 2 | 6 | 631:652 | |
| 8. H.EILAT | 16 | 7 | 9 | 1256:1313 | 23 | 5 | 2 | 536:532 | 2 | 7 | 720:781 | |
| 9. NES ZIONA | 17 | 6 | 11 | 1344:1430 | 23 | 4 | 5 | 710:748 | 2 | 6 | 634:682 | |
| 10. HAPOEL T.A. | 16 | 6 | 10 | 1239:1212 | 22 | 3 | 6 | 711:711 | 3 | 4 | 528:501 | |
| 11. H.HOLON | 17 | 4 | 13 | 1261:1405 | 21 | 4 | 4 | 626:638 | 0 | 9 | 635:767 | |
| 12. KIRYAT GAT | 16 | 4 | 12 | 1247:1393 | 20 | 3 | 5 | 644:693 | 1 | 7 | 603:700 | |

BASKETBAL - ŠVÉDSKA LIGA

| TABUĽKA | CELKOM | | | DOMA | | | VONKU | | | POZN. | | |
|----------------|--------|----|----|-----------|----|----|-------|---------|---|-------|---------|----------|
| 1. SÖDERTÄLJE | 20 | 18 | 2 | 1604:1379 | 36 | 10 | 0 | 837:692 | 8 | 2 | 767:687 | PLAY OFF |
| 2. NORRKPÖPING | 20 | 15 | 5 | 1535:1389 | 30 | 9 | 1 | 817:729 | 6 | 4 | 718:660 | PLAY OFF |
| 3. SUNDSVÄLL | 20 | 13 | 7 | 1651:1588 | 26 | 7 | 3 | 830:771 | 6 | 4 | 821:817 | PLAY OFF |
| 4. P.LULEÅ | 20 | 12 | 8 | 1723:1603 | 24 | 6 | 3 | 812:702 | 6 | 5 | 911:901 | PLAY OFF |
| 5. BORÅS | 20 | 12 | 8 | 1762:1679 | 24 | 8 | 2 | 922:823 | 4 | 6 | 840:856 | PLAY OFF |
| 6. NASSJÖ | 20 | 11 | 9 | 1535:1486 | 22 | 7 | 3 | 775:698 | 4 | 6 | 760:788 | PLAY OFF |
| 7. UPPSALA | 19 | 8 | 11 | 1478:1432 | 16 | 5 | 4 | 724:648 | 3 | 7 | 754:784 | PLAY OFF |
| 8. MALMÖ | 20 | 7 | 13 | 1465:1579 | 14 | 4 | 6 | 713:762 | 3 | 7 | 752:817 | PLAY OFF |
| 9. JÄMTLAND | 20 | 6 | 14 | 1574:1711 | 12 | 4 | 6 | 788:768 | 2 | 8 | 786:943 | |
| 10. UMEÅ | 20 | 4 | 16 | 1458:1664 | 8 | 3 | 7 | 754:831 | 1 | 9 | 704:833 | ZOSTUP |
| 11. ÖREBRO | 19 | 3 | 16 | 1470:1745 | 6 | 1 | 9 | 779:928 | 2 | 7 | 691:817 | ZOSTUP |

BASKETBAL - BELGICKÁ LIGA

| TABUĽKA | CELKOM | | | DOMA | | | VONKU | | | POZN. | | |
|-----------------|--------|----|----|-----------|----|---|-------|---------|---|-------|---------|----------|
| 1. OOSTENDE | 15 | 14 | 1 | 1375:1128 | 29 | 7 | 0 | 638:504 | 7 | 1 | 737:624 | PLAY OFF |
| 2. LIMBURG | 14 | 8 | 6 | 1300:1199 | 22 | 5 | 2 | 688:600 | 3 | 4 | 612:599 | PLAY OFF |
| 3. ANTWERP | 14 | 8 | 6 | 1196:1161 | 22 | 5 | 3 | 691:664 | 3 | 3 | 505:497 | PLAY OFF |
| 4. AALSTAR | 14 | 8 | 6 | 1186:1153 | 22 | 4 | 3 | 605:551 | 4 | 3 | 581:602 | PLAY OFF |
| 5. BRUSSELS B. | 14 | 7 | 7 | 1215:1147 | 21 | 7 | 0 | 650:491 | 0 | 7 | 565:656 | PLAY OFF |
| 6. CHARLEROI | 13 | 8 | 5 | 1002:969 | 21 | 4 | 2 | 446:423 | 4 | 3 | 556:546 | PLAY OFF |
| 7. MONS | 14 | 7 | 7 | 1114:1110 | 21 | 4 | 3 | 584:530 | 3 | 4 | 530:580 | PLAY OFF |
| 8. K.WILLEBROEK | 15 | 4 | 11 | 1181:1326 | 19 | 3 | 5 | 683:709 | 1 | 6 | 498:617 | PLAY OFF |
| 9. LIEGE | 12 | 6 | 6 | 987:1052 | 18 | 4 | 1 | 440:452 | 2 | 5 | 547:600 | |
| 10. PEPINSTER | 14 | 4 | 10 | 1150:1315 | 18 | 3 | 4 | 580:639 | 1 | 6 | 570:676 | |
| 11. LEUVEN | 13 | 2 | 11 | 1059:1205 | 15 | 2 | 5 | 570:627 | 0 | 6 | 489:578 | |

NBA

| ČÍSLO UDAL. | DEŇ | ZÁPASY | PREDBEŽNÉ KURZY / SKUTOČNÉ KURZY | | | | | | VAŠ TIP | VÝSLEDOK | |
|-------------|--------|--------------|----------------------------------|--------------|------|------|-------|------|---------|----------|--|
| | | | 1 | 10 | 0 | 02 | 2 | | | | |
| 954 | 26.01. | WASHINGTON | - | BOSTON | 2,15 | 1,80 | 12,00 | 1,55 | 1,80 | | |
| 955 | 26.01. | CLEVELAND | - | MINNESOTA | 1,05 | 1,01 | 18,00 | 6,30 | 9,00 | | |
| 956 | 26.01. | NEW ORLEANS | - | HOUSTON | 1,80 | 1,55 | 12,00 | 1,80 | 2,15 | | |
| 957 | 26.01. | CHICAGO | - | MIAMI | 1,55 | 1,40 | 13,00 | 2,15 | 2,55 | | |
| 958 | 26.01. | MEMPHIS | - | ORLANDO | 1,25 | 1,17 | 15,00 | 3,20 | 3,90 | | |
| 959 | 26.01. | UTAH | - | DETROIT | 1,90 | 1,65 | 12,00 | 1,70 | 2,00 | | |
| 960 | 26.01. | DENVER | - | ATLANTA | 2,55 | 2,15 | 13,00 | 1,40 | 1,55 | | |
| 961 | 26.01. | SACRAMENTO | - | CHARLOTTE | 1,55 | 1,40 | 13,00 | 2,15 | 2,55 | | |
| 962 | 26.01. | GOLDEN STATE | - | SAN ANTONIO | 1,40 | 1,30 | 14,00 | 2,50 | 2,95 | | |
| 963 | 27.01. | PHILADELPHIA | - | PHOENIX | 2,05 | 1,75 | 12,00 | 1,60 | 1,85 | | |
| 964 | 27.01. | INDIANA | - | LA CLIPPERS | 1,55 | 1,40 | 13,00 | 2,15 | 2,55 | | |
| 965 | 27.01. | TORONTO | - | WASHINGTON | 2,45 | 2,05 | 13,00 | 1,42 | 1,60 | | |
| 966 | 27.01. | BROOKLYN | - | MIAMI | 2,85 | 2,40 | 14,00 | 1,32 | 1,45 | | |
| 967 | 27.01. | NEW YORK | - | OKLAHOMA | 3,60 | 2,95 | 15,00 | 1,20 | 1,30 | | |
| 968 | 27.01. | MILWAUKEE | - | ORLANDO | 1,60 | 1,42 | 13,00 | 2,05 | 2,45 | | |
| 969 | 27.01. | PORTLAND | - | SACRAMENTO | 1,85 | 1,60 | 12,00 | 1,75 | 2,05 | | |
| 970 | 27.01. | LA LAKERS | - | DALLAS | 3,90 | 3,20 | 15,00 | 1,17 | 1,25 | | |
| 971 | 28.01. | CLEVELAND | - | PHOENIX | 1,08 | 1,04 | 17,00 | 5,40 | 7,60 | | |
| 972 | 28.01. | DETROIT | - | PHILADELPHIA | 1,12 | 1,06 | 16,00 | 4,50 | 6,20 | | |
| 973 | 28.01. | BOSTON | - | DENVER | 1,35 | 1,25 | 14,00 | 2,70 | 3,20 | | |
| 974 | 28.01. | SAN ANTONIO | - | HOUSTON | 1,10 | 1,05 | 16,00 | 5,00 | 7,00 | | |
| 975 | 28.01. | MINNESOTA | - | OKLAHOMA | 5,00 | 4,20 | 16,00 | 1,10 | 1,15 | | |
| 976 | 28.01. | ATLANTA | - | LA CLIPPERS | 1,70 | 1,50 | 12,00 | 1,90 | 2,25 | | |
| 977 | 28.01. | UTAH | - | CHARLOTTE | 1,55 | 1,40 | 13,00 | 2,15 | 2,55 | | |
| 978 | 28.01. | GOLDEN STATE | - | DALLAS | 1,10 | 1,05 | 16,00 | 5,00 | 7,00 | | |
| 979 | 29.01. | WASHINGTON | - | DENVER | 1,25 | 1,17 | 15,00 | 3,20 | 3,90 | | |
| 980 | 29.01. | INDIANA | - | ATLANTA | 1,60 | 1,42 | 13,00 | 2,05 | 2,45 | | |
| 981 | 29.01. | NEW ORLEANS | - | SACRAMENTO | 1,60 | 1,42 | 13,00 | 2,05 | 2,45 | | |
| 982 | 29.01. | MEMPHIS | - | MILWAUKEE | 1,30 | 1,20 | 15,00 | 2,95 | 3,60 | | |
| 983 | 29.01. | TORONTO | - | NEW YORK | 1,25 | 1,17 | 15,00 | 3,20 | 3,90 | | |
| 984 | 29.01. | LA LAKERS | - | CHICAGO | 3,60 | 2,95 | 15,00 | 1,20 | 1,30 | | |
| 985 | 30.01. | BOSTON | - | ORLANDO | 1,45 | 1,32 | 14,00 | 2,40 | 2,85 | | |
| 986 | 30.01. | NEW YORK | - | PHOENIX | 1,40 | 1,30 | 14,00 | 2,50 | 2,95 | | |
| 987 | 30.01. | DETROIT | - | CLEVELAND | 2,55 | 2,15 | 13,00 | 1,40 | 1,55 | | |
| 988 | 30.01. | MILWAUKEE | - | MIAMI | 1,65 | 1,47 | 12,00 | 2,00 | 2,35 | | |
| 989 | 30.01. | OKLAHOMA | - | HOUSTON | 1,15 | 1,10 | 16,00 | 4,20 | 5,00 | | |
| 990 | 30.01. | DALLAS | - | BROOKLYN | 1,20 | 1,12 | 16,00 | 3,60 | 4,60 | | |
| 991 | 30.01. | UTAH | - | MINNESOTA | 1,40 | 1,30 | 14,00 | 2,50 | 2,95 | | |
| 992 | 30.01. | PORTLAND | - | CHARLOTTE | 1,65 | 1,47 | 12,00 | 2,00 | 2,35 | | |
| 993 | 30.01. | LA CLIPPERS | - | LA LAKERS | 1,05 | 1,01 | 18,00 | 6,30 | 9,00 | | |
| 994 | 30.01. | PHILADELPHIA | - | GOLDEN STATE | 9,00 | 6,30 | 18,00 | 1,01 | 1,05 | | |
| 995 | 31.01. | TORONTO | - | DETROIT | 1,35 | 1,25 | 14,00 | 2,70 | 3,20 | | |
| 996 | 31.01. | NEW ORLEANS | - | BROOKLYN | 1,35 | 1,25 | 14,00 | 2,70 | 3,20 | | |
| 997 | 31.01. | INDIANA | - | DENVER | 1,30 | 1,20 | 15,00 | 2,95 | 3,60 | | |
| 998 | 31.01. | MEMPHIS | - | SACRAMENTO | 1,30 | 1,20 | 15,00 | 2,95 | 3,60 | | |
| 999 | 31.01. | HOUSTON | - | WASHINGTON | 1,50 | 1,35 | 13,00 | 2,25 | 2,70 | | |
| 950 | 31.01. | CLEVELAND | - | SAN ANTONIO | 1,60 | 1,42 | 13,00 | 2,05 | 2,45 | | |
| 951 | 31.01. | LA CLIPPERS | - | CHICAGO | 1,40 | 1,30 | 14,00 | 2,50 | 2,95 | | |
| 952 | 01.02. | ORLANDO | - | BOSTON | 1,80 | 1,55 | 12,00 | 1,80 | 2,15 | | |
| 953 | 01.02. | MIAMI | - | ATLANTA | 1,60 | 1,42 | 13,00 | 2,05 | 2,45 | | |
| 954 | 01.02. | DALLAS | - | PHOENIX | 1,15 | 1,10 | 16,00 | 4,20 | 5,00 | | |
| 955 | 01.02. | NEW YORK | - | GOLDEN STATE | 3,90 | 3,20 | 15,00 | 1,17 | 1,25 | | |
| 956 | 01.02. | PORTLAND | - | MINNESOTA | 1,35 | 1,25 | 14,00 | 2,70 | 3,20 | | |
| 957 | 01.02. | LA LAKERS | - | CHARLOTTE | 2,45 | 2,05 | 13,00 | 1,42 | 1,60 | | |

VÝCHODNÁ KONFERENCIA

| ATLANTICKÁ DIVÍZIA | | CELKOM | | DOMA | | VONKU | | USPESNOSŤ (%) |
|--------------------|--------------|--------|----|------|----|-------|----|---------------|
| 1. | TORONTO | 43 | 28 | 15 | 14 | 6 | 14 | 65,11% |
| 2. | BOSTON | 44 | 23 | 21 | 12 | 10 | 11 | 52,27% |
| 3. | NEW YORK | 46 | 22 | 24 | 13 | 9 | 9 | 47,82% |
| 4. | BROOKLYN | 43 | 11 | 32 | 7 | 17 | 4 | 25,58% |
| 5. | PHILADELPHIA | 44 | 6 | 38 | 3 | 16 | 3 | 13,63% |
| CENTRÁLNA DIVÍZIA | | CELKOM | | DOMA | | VONKU | | USPESNOSŤ (%) |
| 1. | CLEVELAND | 42 | 30 | 12 | 16 | 3 | 14 | 71,42% |
| 2. | CHICAGO | 43 | 25 | 18</ | | | | |

| 5. MILWAUKEE | | 46 | 19 | 27 | 12 | 7 | 7 | 20 | 41.30% |
|----------------------|----|--------|----|----|------|----|-------|--------|---------------|
| JUHOVÝCHODNÁ DIVÍZIA | | CELKOM | | | DOMA | | VONKU | | USPESNOSŤ (%) |
| 1. ATLANTA | 45 | 26 | 20 | 15 | 7 | 11 | 12 | 57.77% | |
| 2. MIAMI | 44 | 23 | 21 | 15 | 9 | 8 | 12 | 52.27% | |
| 3. WASHINGTON | 41 | 20 | 21 | 10 | 13 | 10 | 8 | 48.78% | |
| 4. ORLANDO | 44 | 21 | 23 | 16 | 8 | 5 | 15 | 47.72% | |
| 5. CHARLOTTE | 42 | 20 | 22 | 12 | 11 | 8 | 11 | 47.61% | |

| ZÁPADNÁ KONFERENCIA | | CELKOM | | | DOMA | | VONKU | | USPESNOSŤ (%) |
|---------------------|----|--------|----|----|------|----|-------|--------|---------------|
| 1. SAN ANTONIO | 44 | 38 | 6 | 24 | 0 | 14 | 6 | 86.36% | |
| 2. DALLAS | 45 | 25 | 20 | 13 | 8 | 12 | 12 | 55.55% | |
| 3. MEMPHIS | 45 | 25 | 20 | 16 | 7 | 9 | 13 | 55.55% | |
| 4. HOUSTON | 45 | 23 | 22 | 14 | 11 | 9 | 11 | 51.11% | |
| 5. NEW ORLEANS | 43 | 16 | 27 | 11 | 9 | 5 | 18 | 37.20% | |

| SEVEROZÁPADNÁ DIVÍZIA | | CELKOM | | | DOMA | | VONKU | | USPESNOSŤ (%) |
|-----------------------|----|--------|----|----|------|----|-------|--------|---------------|
| 1. OKLAHOMA | 45 | 33 | 12 | 21 | 5 | 12 | 7 | 73.33% | |
| 2. UTAH | 43 | 19 | 24 | 12 | 9 | 7 | 15 | 44.18% | |
| 3. PORTLAND | 45 | 19 | 26 | 10 | 10 | 9 | 16 | 42.22% | |
| 4. DENVER | 44 | 17 | 27 | 9 | 14 | 8 | 13 | 38.63% | |
| 5. MINNESOTA | 45 | 14 | 31 | 7 | 17 | 7 | 14 | 31.11% | |

| PACIFICKÁ DIVÍZIA | | CELKOM | | | DOMA | | VONKU | | USPESNOSŤ (%) |
|-------------------|----|--------|----|----|------|----|-------|--------|---------------|
| 1. GOLDEN STATE | 44 | 40 | 4 | 20 | 0 | 20 | 4 | 90.90% | |
| 2. LA CLIPPERS | 43 | 28 | 15 | 15 | 7 | 13 | 8 | 65.11% | |
| 3. SACRAMENTO | 42 | 19 | 23 | 11 | 11 | 8 | 12 | 45.23% | |
| 4. PHOENIX | 45 | 14 | 31 | 10 | 13 | 4 | 18 | 31.11% | |
| 5. LA LAKERS | 45 | 9 | 36 | 5 | 15 | 4 | 21 | 20.00% | |

HÁDZANÁ - ME 2016, POĽSKO, MUŽI

| ČÍSLO UDAL. | DEŇ | ZÁPASY | PREDBEŽNÉ KURZY / SKUTOČNÉ KURZY | | | | | | | | VAŠ TIP | VÝSLEDOK |
|-------------|------------|--------|----------------------------------|------|------|-------|------|-------|--|--|---------|----------|
| | | | 1 | 10 | 0 | 02 | 2 | | | | | |
| 25.01. | MACEDÓNSKO | - | NÓRSKO | 3.90 | 2.70 | 8.80 | 1.17 | 1.35 | | | | |
| 25.01. | POĽSKO | - | BIELORUSKO | 1.05 | 1.01 | 15.00 | 6.30 | 10.50 | | | | |
| 26.01. | SPANIELSKO | - | MADARSKO | 1.15 | 1.05 | 10.00 | 4.15 | 7.00 | | | | |
| 26.01. | ŠVEDSKO | - | DANSKO | 3.90 | 2.70 | 8.80 | 1.17 | 1.35 | | | | |
| 25.01. | MACEDÓNSKO | - | BIELORUSKO | 1.50 | 1.28 | 8.60 | 2.25 | 3.05 | | | | |
| 25.01. | FRANCUZSKO | - | NÓRSKO | 1.15 | 1.05 | 10.00 | 4.15 | 7.00 | | | | |
| 27.01. | POĽSKO | - | CHORVATSKO | 2.20 | 1.70 | 7.70 | 1.52 | 1.90 | | | | |
| 27.01. | ŠVEDSKO | - | MADARSKO | 1.60 | 1.35 | 8.50 | 2.05 | 2.70 | | | | |
| 27.01. | NEMECKO | - | DANSKO | 3.05 | 2.25 | 8.60 | 1.28 | 1.50 | | | | |
| 27.01. | SPANIELSKO | - | RUSKO | 1.05 | 1.01 | 15.00 | 6.30 | 10.50 | | | | |

| SKUPINA 1 | | | CELKOM | | | | | POZNAMKA |
|-----------|------------|---|--------|---|---|---------|---|------------|
| 1. | FRANCUZSKO | 4 | 3 | 0 | 1 | 121:101 | 6 | SEMIFINALE |
| 2. | NÓRSKO | 3 | 3 | 0 | 0 | 93:86 | 6 | SEMIFINALE |
| 3. | CHORVATSKO | 4 | 2 | 0 | 2 | 116:111 | 4 | |
| 4. | POĽSKO | 3 | 2 | 0 | 1 | 83:78 | 4 | |
| 5. | MACEDÓNSKO | 3 | 0 | 0 | 3 | 70:88 | 0 | |
| 6. | BIELORUSKO | 3 | 0 | 0 | 3 | 71:90 | 0 | |

| SKUPINA 2 | | | CELKOM | | | | | POZNAMKA |
|-----------|------------|---|--------|---|---|---------|---|------------|
| 1. | DANSKO | 3 | 3 | 0 | 0 | 88:70 | 6 | SEMIFINALE |
| 2. | NEMECKO | 4 | 3 | 0 | 1 | 115:106 | 6 | SEMIFINALE |
| 3. | SPANIELSKO | 3 | 2 | 0 | 1 | 79:78 | 4 | |
| 4. | RUSKO | 4 | 1 | 1 | 2 | 109:115 | 3 | |
| 5. | ŠVEDSKO | 3 | 0 | 1 | 2 | 76:79 | 1 | |
| 6. | MADARSKO | 3 | 0 | 0 | 3 | 67:86 | 0 | |

| KONEČNÉ TABULKY ZÁKLADNÝCH SKUPÍN | | | CELKOM | | | | | POZNAMKA | |
|-----------------------------------|-------------|---|--------|---|---|--------|-------|----------|--------|
| SKUPINA A | | | 3 | 3 | 0 | 0 | 84:76 | 6 | POSTUP |
| 1. | POĽSKO | 3 | 2 | 0 | 1 | 91:80 | 4 | POSTUP | |
| 2. | FRANCUZSKO | 3 | 0 | 1 | 2 | 73:81 | 1 | POSTUP | |
| 3. | MACEDÓNSKO | 3 | 0 | 1 | 2 | 81:92 | 1 | POSTUP | |
| 4. | SRBSKO | 3 | 0 | 1 | 2 | 81:92 | 1 | POSTUP | |
| SKUPINA B | | | 3 | 2 | 0 | 1 | 95:83 | 4 | POSTUP |
| 1. | CHORVATSKO | 3 | 2 | 0 | 1 | 88:84 | 4 | POSTUP | |
| 2. | NÓRSKO | 3 | 2 | 0 | 2 | 87:94 | 2 | POSTUP | |
| 3. | BIELORUSKO | 3 | 1 | 0 | 2 | 92:101 | 2 | POSTUP | |
| 4. | ISLAND | 3 | 1 | 0 | 2 | 92:101 | 2 | POSTUP | |
| SKUPINA C | | | 3 | 2 | 1 | 0 | 80:75 | 5 | POSTUP |
| 1. | SPANIELSKO | 3 | 2 | 1 | 0 | 81:79 | 4 | POSTUP | |
| 2. | NEMECKO | 3 | 1 | 0 | 2 | 71:72 | 2 | POSTUP | |
| 3. | ŠVEDSKO | 3 | 0 | 1 | 2 | 66:72 | 1 | POSTUP | |
| 4. | SLOVINSKO | 3 | 0 | 1 | 2 | 66:72 | 1 | POSTUP | |
| SKUPINA D | | | 3 | 3 | 0 | 0 | 91:75 | 6 | POSTUP |
| 1. | DANSKO | 3 | 2 | 0 | 1 | 80:78 | 4 | POSTUP | |
| 2. | RUSKO | 3 | 2 | 0 | 2 | 80:84 | 2 | POSTUP | |
| 3. | MADARSKO | 3 | 1 | 0 | 2 | 80:84 | 2 | POSTUP | |
| 4. | CIERNA HORA | 3 | 0 | 0 | 3 | 76:90 | 0 | POSTUP | |

HÁDZANÁ - INTERLIGA, ŽENY

| TABUĽKA | | CELKOM | | | | DOMA | | | | VONKU | | | | POZN. | | |
|---------|----------------|--------|----|---|----|---------|----|---|---|-------|---------|---|---|-------|---------|--|
| 1. | MICHALOVCE | 14 | 14 | 0 | 0 | 454:289 | 28 | 7 | 0 | 0 | 228:140 | 7 | 0 | 0 | 226:149 | |
| 2. | SLAVIA PRAHA | 13 | 11 | 0 | 2 | 411:302 | 22 | 7 | 0 | 0 | 243:164 | 4 | 0 | 2 | 168:138 | |
| 3. | MOST | 12 | 10 | 0 | 2 | 360:248 | 20 | 6 | 0 | 0 | 185:125 | 4 | 0 | 2 | 175:123 | |
| 4. | PORUBA | 13 | 9 | 1 | 3 | 371:281 | 19 | 5 | 0 | 1 | 187:128 | 4 | 1 | 2 | 184:153 | |
| 5. | PARTIZÁNSKE | 13 | 8 | 0 | 5 | 323:318 | 16 | 4 | 0 | 2 | 142:146 | 4 | 0 | 3 | 181:172 | |
| 6. | SALA | 13 | 7 | 1 | 5 | 339:308 | 15 | 3 | 1 | 2 | 157:142 | 4 | 0 | 3 | 182:166 | |
| 7. | ZLÍN | 13 | 7 | 0 | 6 | 311:297 | 14 | 6 | 0 | 1 | 190:145 | 1 | 0 | 5 | 121:152 | |
| 8. | OLOMOUC | 13 | 7 | 0 | 6 | 333:323 | 14 | 6 | 0 | 1 | 193:151 | 1 | 0 | 5 | 140:172 | |
| 9. | PRESOV | 13 | 3 | 1 | 9 | 278:374 | 7 | 1 | 0 | 4 | 105:146 | 2 | 1 | 5 | 173:228 | |
| 10. | VESELI IV/M | 13 | 2 | 2 | 9 | 310:371 | 6 | 2 | 2 | 3 | 184:185 | 0 | 0 | 6 | 126:186 | |
| 11. | PLZEN | 13 | 2 | 1 | 10 | 252:372 | 5 | 2 | 0 | 6 | 144:216 | 0 | 1 | 4 | 108:156 | |
| 12. | PISEK | 13 | 1 | 1 | 11 | 287:403 | 3 | 1 | 1 | 5 | 156:201 | 0 | 0 | 6 | 131:202 | |
| 13. | SKP BRATISLAVA | 14 | 0 | 1 | 13 | 305:448 | 1 | 0 | 0 | 6 | 142:189 | 0 | 1 | 7 | 163:259 | |

HÁDZANÁ - DÁNSKA LIGA, ŽENY

| TABUĽKA | | CELKOM | | | | DOMA | | | | VONKU | | | | POZN. | | |
|---------|-------------|--------|----|---|----|---------|----|---|---|-------|---------|---|---|-------|---------|---------|
| 1. | MIDTJYLLAND | 14 | 11 | 1 | 2 | 343:300 | 23 | 5 | 1 | 0 | 155:127 | 6 | 0 | 2 | 188:173 | 0 TITUL |
| 2. | ESBJERG | 14 | 9 | 4 | 1 | 420:354 | 22 | 6 | 1 | 0 | 219:174 | 3 | 3 | 1 | 201:180 | 0 TITUL |
| 3. | VIBORG | 14 | 8 | 2 | 4 | 358:341 | 18 | 4 | 2 | 1 | 182:173 | 4 | 0 | 3 | 176:168 | 0 TITUL |
| 4. | HOLSTEBRO | 14 | 8 | 1 | 5 | 389:369 | 17 | 5 | 1 | 2 | 219:202 | 3 | 0 | 3 | 170:167 | 0 TITUL |
| 5. | RANDERS | 14 | 7 | 2 | 5 | 375:358 | 16 | 3 | 1 | 2 | 155:155 | 4 | 1 | 3 | 220:203 | 0 TITUL |
| 6. | SILKEBORG | 14 | 7 | 1 | 6 | 348:338 | 15 | 5 | 0 | 2 | 193:170 | 2 | 1 | 4 | 155:168 | 0 TITUL |
| 7. | NYKOBING | 14 | 6 | 3 | 5 | 401:402 | 15 | 5 | 1 | 2 | 235:218 | 1 | 2 | 3 | 166:184 | |
| 8. | AARHUS | 14 | 6 | 0 | 8 | 351:354 | 12 | 3 | 0 | 3 | 159:146 | 3 | 0 | 5 | 192:208 | |
| 9. | KØBENHAVN | 14 | 6 | 0 | 8 | 334:347 | 12 | 3 | 0 | 4 | 160:161 | 3 | 0 | 4 | 174:186 | |
| 10. | RINGKØBING | 14 | 4 | 2 | 8 | 331:364 | 10 | 2 | 0 | 5 | 165:196 | 2 | 2 | 3 | 166:168 | |
| 11. | ØDENSE | 14 | 3 | 2 | 9 | 334:346 | 8 | 0 | 2 | 5 | 157:169 | 3 | 0 | 4 | 177:177 | |
| 12. | SØNDERJYSKE | 14 | 0 | 0 | 14 | 335:446 | 0 | 0 | 0 | 8 | 190:239 | 0 | 0 | 6 | 145:207 | ZOSTUP |

HÁDZANÁ - FRANCUZSKÁ LIGA, ŽENY

| TABUĽKA | | CELKOM | | | | DOMA | | | | VONKU | | | | POZN. | | |
|---------|---------------|--------|---|---|----|---------|----|---|---|-------|---------|----|---|-------|---------|----------|
| 1. | METZ | 11 | 9 | 1 | 1 | 333:285 | 30 | 7 | 0 | 0 | 213:187 | 2 | 1 | 1 | 120:98 | PLAY OFF |
| 2. | FLEURY LOIRET | 11 | 8 | 0 | 3 | 299:267 | 27 | 5 | 0 | 1 | 165:146 | 3 | 0 | 2 | 134:121 | PLAY OFF |
| 3. | ISSY PARIS | 12 | 6 | 3 | 3 | 305:293 | 27 | 4 | 2 | 0 | 158:138 | 2 | 1 | 3 | 147:155 | PLAY OFF |
| 4. | NIMES | 12 | 5 | 2 | 5 | 315:314 | 24 | 4 | 1 | 1 | 173:159 | 1 | 1 | 4 | 142:155 | PLAY OFF |
| 5. | BESANCON | 11 | 6 | 0 | 5 | 281:278 | 23 | 4 | 0 | 2 | 159:158 | 2 | 0 | 3 | 122:120 | PLAY OFF |
| 6. | NICE | 12 | 5 | 1 | 6 | 288:293 | 23 | 4 | 0 | 3 | 174:175 | 1 | 1 | 3 | 114:118 | PLAY OFF |
| 7. | NANTES | 11 | 4 | 1 | 6 | 289:304 | 20 | 5 | 0 | 2 | 186:188 | -1 | 1 | 4 | 103:116 | 0 ZOSTUP |
| 8. | TOULON | 12 | 2 | 3 | 7 | 296:317 | 19 | 2 | 3 | 1 | 148:144 | 0 | 0 | 6 | 148:173 | 0 ZOSTUP |
| 9. | DIJON | 12 | 1 | 1 | 10 | 278:333 | 15 | 1 | 0 | 5 | 137:167 | 0 | 1 | 5 | 141:166 | 0 ZOSTUP |

HÁDZANÁ - NEMECKÁ LIGA, ŽENY

| TABUĽKA | | CELKOM | | | | DOMA | | | | VONKU | | | | POZN. | | |
|---------|-----------|--------|----|---|---|---------|----|---|---|-------|---------|---|---|-------|---------|----------|
| 1. | LEIPZIG | 13 | 11 | 1 | 1 | 393:329 | 23 | 5 | 1 | 1 | 213:175 | 6 | 0 | 0 | 180:154 | PLAY OFF |
| 2. | THURINGER | 12 | 9 | 1 | 2 | 350:278 | 19 | 6 | 0 | 1 | 206:158 | 3 | 1 | 1 | 144:120 | PLAY OFF |

| | | | | | | | | | | | | | | | |
|--------------------|----|---|---|----|---------|----|---|---|---|---------|---|---|---|---------|----------|
| 3. METZINGEN | 12 | 8 | 1 | 3 | 370:318 | 17 | 4 | 0 | 1 | 157:130 | 4 | 1 | 2 | 213:188 | PLAY OFF |
| 4. OLDENBURG | 12 | 7 | 2 | 3 | 383:350 | 16 | 4 | 1 | 1 | 193:179 | 3 | 1 | 2 | 170:171 | PLAY OFF |
| 5. BIETIGHEIM | 12 | 7 | 2 | 3 | 327:317 | 16 | 3 | 2 | 0 | 132:121 | 4 | 0 | 3 | 195:196 | PLAY OFF |
| 6. DORTMUND | 12 | 7 | 1 | 4 | 300:273 | 15 | 3 | 0 | 2 | 131:123 | 4 | 1 | 2 | 169:150 | PLAY OFF |
| 7. BUXTEHUDE | 12 | 7 | 0 | 5 | 314:302 | 14 | 4 | 0 | 2 | 156:148 | 3 | 0 | 3 | 158:154 | PLAY OFF |
| 8. BLOMBERG | 12 | 5 | 2 | 5 | 358:347 | 12 | 2 | 2 | 2 | 183:180 | 3 | 0 | 3 | 175:167 | PLAY OFF |
| 9. LEVERKUSEN | 13 | 5 | 1 | 7 | 357:365 | 11 | 2 | 0 | 4 | 162:178 | 3 | 1 | 3 | 195:187 | |
| 10. F.BERLIN | 12 | 5 | 0 | 7 | 327:331 | 10 | 2 | 0 | 5 | 185:191 | 3 | 0 | 2 | 142:140 | |
| 11. BAD WILDUNGEN | 12 | 4 | 1 | 7 | 334:372 | 9 | 3 | 0 | 3 | 177:173 | 1 | 1 | 4 | 157:199 | |
| 12. GÖPPINGEN | 12 | 2 | 0 | 10 | 285:332 | 4 | 2 | 0 | 5 | 166:190 | 0 | 0 | 5 | 119:142 | |
| 13. CELLE | 12 | 0 | 2 | 10 | 268:341 | 2 | 0 | 1 | 5 | 136:181 | 0 | 1 | 5 | 132:160 | ZOSTUP |
| 14. ROSENGARTEN B. | 12 | 0 | 2 | 10 | 276:367 | 2 | 0 | 1 | 5 | 125:173 | 0 | 1 | 5 | 151:194 | ZOSTUP |

HÁDZANÁ - ŠVÉDSKA LIGA, ŽENY

| TABUĽKA | CELKOM | DOMA | VONKU | POZN. | | | |
|-----------------|-----------|---------|----------|---------|-------|---------|----------|
| 1. SAVEHÖF | 15 14 0 1 | 445:323 | 28 8 0 0 | 252:174 | 6 0 1 | 193:149 | PLAY OFF |
| 2. SKURU IK | 15 12 2 1 | 383:301 | 26 6 1 1 | 193:176 | 6 1 0 | 190:125 | PLAY OFF |
| 3. VASTERÅS | 15 11 0 4 | 392:349 | 22 6 0 1 | 199:164 | 5 0 3 | 193:185 | PLAY OFF |
| 4. H 65 HOÖR | 15 10 1 4 | 385:311 | 21 7 1 0 | 226:154 | 3 0 4 | 159:157 | PLAY OFF |
| 5. LUGI | 15 9 2 4 | 339:296 | 20 6 1 0 | 166:124 | 3 1 4 | 173:172 | PLAY OFF |
| 6. SKÖVDE | 15 9 1 5 | 377:357 | 19 6 0 2 | 200:183 | 3 1 3 | 177:174 | PLAY OFF |
| 7. ESLOVS | 15 4 2 9 | 335:345 | 10 3 0 5 | 181:185 | 1 2 4 | 154:160 | PLAY OFF |
| 8. KRISTIANSTAD | 15 4 2 9 | 334:377 | 10 1 2 4 | 146:177 | 3 0 5 | 188:200 | PLAY OFF |
| 9. HEID | 15 4 1 10 | 318:353 | 9 3 0 4 | 148:155 | 1 1 6 | 170:198 | 0 ZOSTUP |
| 10. HELLTÖN | 15 3 2 10 | 332:400 | 8 2 1 5 | 177:209 | 1 1 5 | 155:191 | 0 ZOSTUP |
| 11. ÖNNEREDS | 15 2 3 10 | 319:405 | 7 0 2 5 | 139:191 | 2 1 5 | 180:214 | 0 ZOSTUP |
| 12. SPARVÅGENS | 15 0 0 15 | 261:403 | 0 0 0 7 | 119:182 | 0 0 8 | 142:221 | ZOSTUP |

VOLEJBAL - LIGA MAJSTROV, MUŽI

| ČÍSLO UDAL | DEŇ | SKUPINY - 6. KOLO | PREDBEŽNÉ KURZY / SKUTOČNÉ KURZY | | | | VÁŠ TIP | VÝSLEDOK |
|------------|-----------------|-------------------|----------------------------------|----------|-------|---------|---------|----------|
| | | | 1 | 2 | 3 | 4 | | |
| 26.01. | BĚLGOROD | - | DUPNITSA | 1.01 | | 10.00 | | |
| 26.01. | IZMIR | - | BERLIN R.V. | 1.65 | | 2.00 | | |
| 26.01. | FRIEDRICHSHAFEN | - | D.MOSKVA | 3.60 | | 1.20 | | |
| 26.01. | PARIS VOLLEY | - | ZANKARA | 2.00 | | 1.65 | | |
| 26.01. | PAOK S. | - | TOURS | 2.15 | | 1.55 | | |
| 26.01. | MAASEIK | - | TRENTINO | 3.20 | | 1.25 | | |
| 26.01. | HANKARA | - | BUDVA | 1.02 | | 8.00 | | |
| 26.01. | KAZAN | - | INNSBRUCK | 1.01 | | 10.00 | | |
| 26.01. | ROESELARE | - | CIVITANOVA | 6.60 | | 1.05 | | |
| 26.01. | BELCHATOW | - | LIBREC | 1.01 | | 10.00 | | |
| 26.01. | NOVI SAD | - | GDANSK | 5.00 | | 1.10 | | |
| 26.01. | MODENA | - | LJUBLJANA | 1.01 | | 10.00 | | |
| 26.01. | LUGANO | - | R.RZESZOW | 6.60 | | 1.05 | | |
| SKUPINA A | | CELKOM | DOMA | VONKU | POZN. | | | |
| 1. | BĚLGOROD | 5 4 0 0 | 12:4 | 12 2 0 0 | 6:0 | 2 0 0 1 | 6:4 | POSTUP |
| 2. | IZMIR | 5 3 1 0 | 12:6 | 11 2 0 0 | 6:1 | 1 1 0 1 | 6:5 | |
| 3. | BERLIN R.V. | 5 2 0 1 | 9:9 | 7 1 0 1 | 6:6 | 1 0 0 1 | 3:3 | |
| 4. | DUPNITSA | 5 0 0 0 | 1:5 | 0 0 0 0 | 0:3 | 0 0 0 2 | 1:6 | |
| SKUPINA B | | CELKOM | DOMA | VONKU | POZN. | | | |
| 1. | ZANKARA | 5 4 0 0 | 12:5 | 12 3 0 0 | 9:1 | 1 0 0 1 | 3:4 | POSTUP |
| 2. | D.MOSKVA | 5 3 0 1 | 11:6 | 10 3 0 0 | 9:0 | 0 0 1 1 | 2:6 | |
| 3. | PARIS VOLLEY | 5 1 1 0 | 6:11 | 5 1 1 0 | 6:2 | 0 0 0 3 | 0:9 | |
| 4. | FRIEDRICHSHAFEN | 5 1 0 0 | 4:5 | 3 1 0 0 | 4:3 | 0 0 0 3 | 1:9 | |
| SKUPINA C | | CELKOM | DOMA | VONKU | POZN. | | | |
| 1. | TRENTINO | 5 4 0 1 | 14:4 | 13 3 0 0 | 9:0 | 1 0 1 0 | 5:4 | POSTUP |
| 2. | TOURS | 5 3 1 0 | 12:7 | 11 2 1 0 | 9:3 | 1 0 0 1 | 3:4 | |
| 3. | MAASEIK | 5 1 0 0 | 4:5 | 3 1 0 0 | 4:3 | 0 0 0 3 | 1:9 | |
| 4. | PAOK S. | 5 1 0 0 | 4:5 | 3 1 0 0 | 4:4 | 0 0 0 3 | 1:9 | |
| SKUPINA D | | CELKOM | DOMA | VONKU | POZN. | | | |
| 1. | KAZAN | 5 5 0 0 | 15:1 | 15 2 0 0 | 6:0 | 3 0 0 0 | 9:1 | POSTUP |
| 2. | HANKARA | 5 2 1 0 | 10:9 | 8 0 1 0 | 4:5 | 2 0 0 1 | 6:4 | |
| 3. | INNSBRUCK | 5 1 1 1 | 9:11 | 6 1 0 0 | 4:6 | 0 1 1 0 | 5:5 | |
| 4. | BUDVA | 5 0 0 1 | 2:5 | 1 0 0 1 | 2:9 | 0 0 0 2 | 0:6 | |
| SKUPINA E | | CELKOM | DOMA | VONKU | POZN. | | | |
| 1. | CIVITANOVA | 5 5 0 0 | 15:2 | 15 3 0 0 | 9:1 | 2 0 0 0 | 6:1 | POSTUP |
| 2. | BELCHATOW | 5 3 0 0 | 10:7 | 9 1 0 0 | 4:3 | 2 0 0 1 | 6:4 | |
| 3. | ROESELARE | 5 2 0 0 | 8:11 | 6 1 0 0 | 4:4 | 1 0 0 2 | 4:7 | |
| 4. | LIBREC | 5 0 0 0 | 2:5 | 0 0 0 0 | 3:1 | 0 0 0 2 | 1:6 | |
| SKUPINA F | | CELKOM | DOMA | VONKU | POZN. | | | |
| 1. | MODENA | 5 4 0 1 | 14:3 | 13 2 0 0 | 6:0 | 2 0 1 0 | 8:3 | POSTUP |
| 2. | GDANSK | 5 3 1 0 | 12:5 | 11 2 1 0 | 9:2 | 1 0 0 1 | 3:3 | |
| 3. | NOVI SAD | 5 1 0 0 | 4:12 | 3 1 0 0 | 3:3 | 0 0 0 3 | 1:9 | |
| 4. | LJUBLJANA | 5 1 0 0 | 4:13 | 3 1 0 0 | 3:7 | 0 0 0 2 | 0:6 | |
| SKUPINA G | | CELKOM | DOMA | VONKU | POZN. | | | |
| 1. | R.RZESZOW | 5 5 0 0 | 15:1 | 15 3 0 0 | 9:0 | 2 0 0 0 | 6:1 | POSTUP |
| 2. | LENNIK | 6 2 2 0 | 13:10 | 10 1 1 0 | 7:5 | 1 1 0 1 | 6:5 | |
| 3. | LUGANO | 5 2 0 1 | 8:9 | 7 1 0 1 | 5:3 | 1 0 0 2 | 3:6 | |
| 4. | CONSTANTA | 6 0 0 1 | 4:2 | 1 0 0 0 | 3:0 | 0 0 1 2 | 2:9 | |

POSTUJUJE ROVNAKO AJ 5 NAJLEPŠÍCH TÍMOV Z DRUHÝCH MIEST.

VOLEJBAL - LIGA MAJSTROV, ŽENY

| ČÍSLO UDAL | DEŇ | SKUPINY - 6. KOLO | PREDBEŽNÉ KURZY / SKUTOČNÉ KURZY | | | | VÁŠ TIP | VÝSLEDOK |
|------------|-----------------|-------------------|----------------------------------|----------|-------|---------|---------|----------|
| | | | 1 | 2 | 3 | 4 | | |
| 27.01. | STUTTGART | - | AZERRAIL BAKU | 1.80 | | 1.80 | | |
| 27.01. | LOK BAKU | - | KAZAN | 2.70 | | 1.35 | | |
| 27.01. | NOVARA | - | V.JSTANBUL | 2.90 | | 1.30 | | |
| 27.01. | T.SOPOT | - | C.LJUBLJANA | 1.01 | | 10.00 | | |
| 27.01. | PROSTEJOV | - | CH.POLICE | 4.15 | | 1.15 | | |
| 27.01. | CASALMAGGIORE | - | ECZACIBASI | 1.80 | | 1.80 | | |
| 26.01. | JEKATERINBURG | - | V.ZURICH | 2.50 | | 1.40 | | |
| 27.01. | RC CANNES | - | V.BEOGRAD | 1.55 | | 2.15 | | |
| 27.01. | WROCLAW | - | T.BAKU | 1.05 | | 6.60 | | |
| 27.01. | FENERBAHCE IST. | - | DRESDEN SC | 1.02 | | 8.00 | | |
| 27.01. | ALBA BLAJ | - | LE CANNET | 1.20 | | 3.60 | | |
| 27.01. | D.MOSKVA | - | PIACENZA | 1.15 | | 4.15 | | |
| SKUPINA A | | CELKOM | DOMA | VONKU | POZN. | | | |
| 1. | KAZAN | 5 5 0 0 | 15:2 | 15 3 0 0 | 9:1 | 2 0 0 0 | 6:1 | POSTUP |
| 2. | LOK BAKU | 5 3 0 0 | 11:8 | 9 2 0 0 | 6:1 | 1 0 0 2 | 5:7 | POSTUP |
| 3. | AZERRAIL BAKU | 5 1 0 0 | 4:12 | 3 1 0 0 | 5:6 | 0 0 0 2 | 1:6 | |
| 4. | STUTTGART | 5 1 0 0 | 4:13 | 3 1 0 0 | 3:4 | 0 0 0 3 | 0:9 | |
| SKUPINA B | | CELKOM | DOMA | VONKU | POZN. | | | |
| 1. | V.JSTANBUL | 5 5 0 0 | 15:1 | 15 3 0 0 | 9:1 | 2 0 0 0 | 6:0 | POSTUP |
| 2. | T.SOPOT | 5 3 0 0 | 9:7 | 9 1 0 0 | 3:3 | 2 0 0 1 | 6:4 | POSTUP |
| 3. | NOVARA | 5 2 0 0 | 8:9 | 6 1 0 0 | 4:3 | 1 0 0 2 | 4:6 | |
| 4. | C.LJUBLJANA | 5 0 0 0 | 0:15 | 0 0 0 0 | 0:3 | 0 0 0 2 | 0:6 | |
| SKUPINA C | | CELKOM | DOMA | VONKU | POZN. | | | |
| 1. | CASALMAGGIORE | 5 3 1 1 | 14:7 | 12 1 0 1 | 5:3 | 2 1 0 0 | 9:4 | POSTUP |
| 2. | ECZACIBASI | 5 2 1 1 | 12:8 | 9 1 1 1 | 8:5 | 1 0 0 1 | 4:4 | POSTUP |
| 3. | CH.POLICE | 5 2 1 0 | 10:9 | 8 2 0 0 | 7:4 | 0 1 0 1 | 3:5 | |
| 4. | PROSTEJOV | 5 0 0 1 | 4:3 | 0 0 0 0 | 1:6 | 0 0 1 2 | 2:9 | |
| SKUPINA D | | CELKOM | DOMA | VONKU | POZN. | | | |
| 1. | V.ZURICH | 5 5 0 0 | 15:0 | 15 3 0 0 | 9:0 | 2 0 0 0 | 6:0 | POSTUP |
| 2. | JEKATERINBURG | 5 2 2 0 | 12:7 | 10 2 0 0 | 6:0 | 2 0 0 1 | 6:7 | POSTUP |
| 3. | V.BEOGRAD | 5 1 0 0 | 5:12 | 4 1 0 0 | 5:6 | 0 0 0 2 | 0:6 | |
| 4. | RC CANNES | 5 0 0 1 | 4:2 | 1 0 0 1 | 2:6 | 0 0 0 3 | 0:9 | |
| SKUPINA E | | CELKOM | DOMA | VONKU | POZN. | | | |
| 1. | FENERBAHCE IST. | 5 4 1 0 | 15:3 | 14 1 1 0 | 6:2 | 3 0 0 0 | 9:1 | POSTUP |
| 2. | DRESDEN SC | 5 1 2 0 | 11:10 | 7 1 0 0 | 5:6 | 0 2 0 0 | 6:4 | POSTUP |
| 3. | WROCLAW | 5 2 0 1 | 8:10 | 7 0 0 1 | 2:6 | 2 0 0 1 | 6:4 | |
| 4. | T.BAKU | 5 0 0 2 | 4:15 | 2 0 0 1 | 2:9 | 0 0 1 1 | 2:6 | |
| SKUPINA F | | CELKOM | DOMA | VONKU | POZN. | | | |

| | | | | | | | | | | | | | | | | | | |
|--------------|---|---|---|---|---|------|----|---|---|---|---|-----|---|---|---|---|-----|--------|
| 1. PIACENZA | 5 | 4 | 1 | 0 | 0 | 15:3 | 14 | 2 | 1 | 0 | 0 | 9:3 | 2 | 0 | 0 | 0 | 6:0 | POSTUP |
| 2. D.MOSKVA | 5 | 4 | 0 | 0 | 1 | 13:3 | 12 | 2 | 0 | 0 | 0 | 6:0 | 2 | 0 | 0 | 1 | 7:3 | POSTUP |
| 3. ALBA BLAJ | 5 | 1 | 0 | 1 | 3 | 5:13 | 4 | 0 | 0 | 0 | 2 | 0:6 | 1 | 0 | 1 | 1 | 5:7 | |
| 4. LE CANNET | 5 | 0 | 0 | 0 | 5 | 1:15 | 0 | 0 | 0 | 0 | 3 | 1:9 | 0 | 0 | 0 | 2 | 0:6 | |

VOLEJBAL - SLOVENSKÁ LIGA

| TABUĽKA 0 1. - 5. MIESTO | CELKOM | | | | | DOMA | | | | | VONKU | | | | | POZN. | | |
|--------------------------|--------|----|---|---|---|-------|----|---|---|---|-------|-------|---|---|---|-------|-------|----------|
| 1. NITRA | 19 | 12 | 4 | 2 | 1 | 53:24 | 46 | 6 | 1 | 2 | 1 | 26:17 | 6 | 3 | 0 | 0 | 27:7 | PLAY OFF |
| 2. PRESOV | 18 | 14 | 1 | 1 | 2 | 48:16 | 45 | 8 | 0 | 1 | 0 | 26:5 | 6 | 1 | 0 | 2 | 22:11 | PLAY OFF |
| 3. KOMARNO | 19 | 10 | 2 | 2 | 5 | 42:29 | 36 | 7 | 0 | 0 | 2 | 21:10 | 3 | 2 | 2 | 3 | 21:19 | PLAY OFF |
| 4. KOŠICE | 18 | 7 | 4 | 4 | 3 | 42:30 | 33 | 5 | 1 | 2 | 1 | 22:11 | 2 | 3 | 2 | 2 | 20:19 | PLAY OFF |
| 5. MYJAVA | 18 | 7 | 1 | 3 | 7 | 33:32 | 26 | 4 | 1 | 2 | 2 | 20:14 | 3 | 0 | 1 | 5 | 13:18 | PLAY OFF |

| TABUĽKA 0 6. - 9. MIESTO | CELKOM | | | | | DOMA | | | | | VONKU | | | | | POZN. | | |
|--------------------------|--------|---|---|---|----|-------|----|---|---|---|-------|-------|---|---|---|-------|-------|----------|
| 1. SVIDNIK | 16 | 6 | 1 | 1 | 8 | 25:32 | 21 | 4 | 1 | 1 | 2 | 17:13 | 2 | 0 | 0 | 6 | 8:19 | PLAY OFF |
| 2. PRIEVIDZA | 17 | 4 | 3 | 3 | 7 | 31:39 | 21 | 2 | 3 | 2 | 2 | 20:19 | 2 | 0 | 1 | 5 | 11:20 | PLAY OFF |
| 3. ST.LUBOVNA | 17 | 1 | 1 | 1 | 14 | 14:47 | 6 | 1 | 0 | 0 | 7 | 6:21 | 0 | 1 | 1 | 7 | 8:26 | PLAY OFF |
| 4. TRENČIN | 16 | 1 | 0 | 0 | 15 | 7:46 | 3 | 1 | 0 | 0 | 7 | 5:22 | 0 | 0 | 0 | 8 | 2:24 | |

VOLEJBAL - EXTRALIGA

| TABUĽKA | CELKOM | | | | | DOMA | | | | | VONKU | | | | | POZN. | | |
|-------------------|--------|----|---|---|----|-------|----|---|---|---|-------|-------|---|---|---|-------|-------|----------|
| 1. Č.BUDĚJOVICE | 15 | 11 | 2 | 1 | 1 | 42:14 | 38 | 6 | 1 | 0 | 0 | 21:2 | 5 | 1 | 1 | 1 | 21:12 | PLAY OFF |
| 2. LIBEREC | 15 | 11 | 1 | 2 | 1 | 40:17 | 37 | 6 | 1 | 1 | 0 | 23:8 | 5 | 0 | 1 | 1 | 17:9 | PLAY OFF |
| 3. BRNO | 15 | 8 | 4 | 0 | 3 | 37:22 | 32 | 4 | 3 | 0 | 0 | 21:9 | 4 | 1 | 0 | 3 | 16:13 | PLAY OFF |
| 4. VK KARLOVARSKO | 14 | 9 | 1 | 2 | 2 | 36:15 | 31 | 5 | 1 | 0 | 1 | 19:5 | 4 | 0 | 2 | 1 | 17:10 | PLAY OFF |
| 5. ODOLENA VODA | 14 | 5 | 2 | 2 | 5 | 29:26 | 21 | 4 | 0 | 1 | 2 | 16:9 | 1 | 2 | 1 | 3 | 13:17 | PLAY OFF |
| 6. BENÁTKY | 15 | 5 | 1 | 4 | 5 | 29:30 | 21 | 4 | 0 | 2 | 1 | 17:9 | 1 | 1 | 2 | 4 | 12:21 | PLAY OFF |
| 7. ZLÍN | 15 | 6 | 1 | 1 | 7 | 26:30 | 21 | 5 | 0 | 1 | 2 | 18:13 | 1 | 1 | 0 | 5 | 8:17 | PLAY OFF |
| 8. PRIBRAM | 15 | 5 | 3 | 0 | 7 | 26:31 | 21 | 4 | 2 | 0 | 2 | 19:14 | 1 | 1 | 0 | 5 | 7:17 | PLAY OFF |
| 9. OSTRAVA | 15 | 3 | 3 | 1 | 8 | 23:34 | 16 | 2 | 1 | 0 | 5 | 11:17 | 1 | 2 | 1 | 3 | 12:17 | |
| 10. KĽADNO | 15 | 1 | 4 | 4 | 6 | 26:38 | 15 | 1 | 2 | 1 | 3 | 13:16 | 0 | 2 | 3 | 3 | 13:22 | |
| 11. ČZU PRAHA | 15 | 1 | 0 | 4 | 10 | 14:42 | 7 | 1 | 0 | 3 | 4 | 10:21 | 0 | 0 | 1 | 6 | 4:21 | |
| 12. USTÍ N.L. | 15 | 1 | 1 | 2 | 11 | 13:42 | 7 | 1 | 1 | 2 | 3 | 12:18 | 0 | 0 | 0 | 8 | 1:24 | |

VOLEJBAL - EXTRALIGA, ŽENY

| TABUĽKA | CELKOM | | | | | DOMA | | | | | VONKU | | | | | POZN. | | |
|----------------|--------|----|---|---|----|-------|----|---|---|---|-------|-------|---|---|---|-------|-------|----------|
| 1. PROSTĚJOV | 16 | 15 | 0 | 1 | 0 | 47:5 | 46 | 8 | 0 | 0 | 0 | 24:1 | 7 | 0 | 1 | 0 | 23:4 | 0 TITUL |
| 2. OSTRAVA | 15 | 10 | 3 | 0 | 2 | 40:16 | 36 | 6 | 1 | 0 | 0 | 21:4 | 4 | 2 | 0 | 2 | 19:12 | 0 TITUL |
| 3. OLOMOUC | 15 | 11 | 0 | 1 | 3 | 36:15 | 34 | 6 | 0 | 1 | 1 | 20:7 | 5 | 0 | 0 | 2 | 16:8 | 0 TITUL |
| 4. OLYMP PRAHA | 15 | 8 | 2 | 0 | 5 | 31:22 | 28 | 5 | 1 | 0 | 1 | 18:7 | 3 | 1 | 0 | 4 | 13:15 | 0 TITUL |
| 5. PREROV | 15 | 7 | 0 | 2 | 6 | 26:27 | 26 | 4 | 0 | 2 | 2 | 17:15 | 3 | 0 | 0 | 4 | 9:12 | 0 TITUL |
| 6. KP BRNO | 16 | 6 | 2 | 1 | 7 | 30:29 | 19 | 4 | 0 | 0 | 4 | 15:13 | 2 | 2 | 1 | 3 | 15:16 | 0 ZOSTUP |
| 7. FR.MISTEK | 15 | 3 | 0 | 2 | 10 | 16:39 | 11 | 2 | 0 | 2 | 4 | 11:20 | 1 | 0 | 0 | 6 | 5:19 | 0 ZOSTUP |
| 8. ŠTERNBERK | 15 | 1 | 1 | 0 | 13 | 12:41 | 5 | 1 | 0 | 0 | 6 | 4:18 | 0 | 1 | 0 | 7 | 8:23 | 0 ZOSTUP |
| 9. VK SG BRNO | 16 | 0 | 0 | 1 | 15 | 4:48 | 1 | 0 | 0 | 1 | 7 | 3:24 | 0 | 0 | 0 | 8 | 1:24 | 0 ZOSTUP |

VOLEJBAL - TALIAŇSKA LIGA

| TABUĽKA | CELKOM | | | | | DOMA | | | | | VONKU | | | | | POZN. | | |
|---------------|--------|----|---|---|----|-------|----|---|---|---|-------|-------|---|---|---|-------|-------|----------|
| 1. MODENA | 14 | 10 | 3 | 1 | 0 | 41:13 | 37 | 5 | 2 | 0 | 0 | 21:7 | 5 | 1 | 1 | 0 | 20:6 | PLAY OFF |
| 2. CIVITANOVA | 14 | 10 | 2 | 2 | 0 | 40:14 | 36 | 4 | 1 | 1 | 0 | 17:6 | 6 | 1 | 1 | 0 | 23:8 | PLAY OFF |
| 3. TRENITINO | 14 | 8 | 4 | 0 | 2 | 37:17 | 32 | 5 | 2 | 0 | 0 | 21:6 | 3 | 2 | 0 | 2 | 16:11 | PLAY OFF |
| 4. VERONA | 14 | 7 | 2 | 3 | 2 | 33:21 | 28 | 3 | 1 | 2 | 1 | 16:12 | 4 | 1 | 1 | 1 | 17:9 | PLAY OFF |
| 5. PERUGIA | 14 | 9 | 0 | 1 | 4 | 30:18 | 28 | 5 | 0 | 0 | 2 | 15:7 | 4 | 0 | 1 | 2 | 15:11 | PLAY OFF |
| 6. MOLFETTA | 14 | 4 | 3 | 2 | 5 | 28:27 | 20 | 3 | 1 | 1 | 2 | 15:11 | 1 | 2 | 1 | 3 | 13:16 | PLAY OFF |
| 7. LATINA | 14 | 3 | 3 | 3 | 5 | 24:31 | 18 | 1 | 3 | 0 | 3 | 12:15 | 2 | 0 | 3 | 2 | 12:16 | PLAY OFF |
| 8. MONZA | 14 | 4 | 1 | 1 | 8 | 23:32 | 15 | 2 | 0 | 0 | 5 | 11:16 | 2 | 1 | 1 | 3 | 12:16 | PLAY OFF |
| 9. RAVENNA | 14 | 3 | 1 | 2 | 8 | 19:35 | 13 | 1 | 1 | 2 | 4 | 12:21 | 2 | 0 | 0 | 4 | 7:14 | |
| 10. PADOVA | 13 | 3 | 0 | 2 | 8 | 16:32 | 11 | 1 | 0 | 1 | 4 | 7:15 | 2 | 0 | 1 | 4 | 9:17 | |
| 11. PIACENZA | 13 | 1 | 1 | 1 | 10 | 14:35 | 6 | 1 | 0 | 1 | 4 | 8:15 | 0 | 1 | 0 | 6 | 6:20 | |
| 12. R.MILANO | 14 | 0 | 1 | 3 | 10 | 11:41 | 5 | 0 | 0 | 2 | 6 | 6:24 | 0 | 1 | 1 | 4 | 5:17 | |

VOLEJBAL - TALIAŇSKA LIGA, ŽENY

| TABUĽKA | CELKOM | | | | | DOMA | | | | | VONKU | | | | | POZN. | | |
|------------------|--------|----|---|---|----|-------|----|---|---|---|-------|-------|---|---|---|-------|-------|----------|
| 1. CONEGLIANO | 14 | 10 | 1 | 1 | 2 | 37:13 | 33 | 7 | 1 | 0 | 0 | 24:3 | 3 | 0 | 1 | 2 | 13:10 | PLAY OFF |
| 2. CASALMAGGIORE | 14 | 9 | 2 | 2 | 1 | 37:17 | 33 | 6 | 1 | 0 | 0 | 21:5 | 3 | 1 | 2 | 1 | 16:12 | PLAY OFF |
| 3. NOVARA | 14 | 9 | 2 | 1 | 2 | 35:17 | 32 | 5 | 0 | 1 | 1 | 17:9 | 4 | 2 | 0 | 1 | 18:8 | PLAY OFF |
| 4. PIACENZA | 14 | 10 | 0 | 2 | 2 | 35:18 | 32 | 5 | 0 | 1 | 0 | 17:7 | 5 | 0 | 1 | 2 | 18:11 | PLAY OFF |
| 5. MODENA | 14 | 8 | 1 | 0 | 5 | 30:20 | 26 | 5 | 0 | 0 | 2 | 17:7 | 3 | 1 | 0 | 3 | 13:13 | PLAY OFF |
| 6. SCANDICCI | 13 | 6 | 1 | 2 | 4 | 28:24 | 22 | 4 | 1 | 1 | 1 | 18:11 | 2 | 0 | 1 | 3 | 10:13 | PLAY OFF |
| 7. BERGAMO | 14 | 6 | 0 | 2 | 6 | 27:26 | 20 | 3 | 0 | 1 | 3 | 13:12 | 3 | 0 | 1 | 3 | 14:14 | PLAY OFF |
| 8. MONTICHIARI | 14 | 4 | 3 | 0 | 7 | 25:29 | 18 | 1 | 2 | 0 | 4 | 12:16 | 3 | 1 | 0 | 3 | 13:13 | PLAY OFF |
| 9. ARSIZIO | 14 | 6 | 0 | 0 | 8 | 22:26 | 18 | 4 | 0 | 0 | 3 | 14:10 | 2 | 0 | 0 | 5 | 8:16 | |
| 10. CLUB ITALIA | 13 | 3 | 1 | 2 | 7 | 18:30 | 13 | 1 | 1 | 1 | 3 | 9:14 | 2 | 0 | 1 | 4 | 9:16 | |
| 11. VICENZA | 14 | 2 | 2 | 0 | 10 | 15:36 | 10 | 1 | 0 | 0 | 6 | 5:19 | 1 | 2 | 0 | 4 | 10:17 | |
| 12. BOLZANO | 14 | 2 | 1 | 1 | 10 | 14:37 | 9 | 1 | 1 | 1 | 5 | 9:21 | 1 | 0 | 0 | 5 | 5:16 | ZOSTUP |
| 13. FIRENZE | 14 | 0 | 1 | 2 | 11 | 11:41 | 4 | 0 | 1 | 1 | 4 | 7:17 | 0 | 0 | 1 | 7 | 4:24 | ZOSTUP |

VOLEJBAL - GRÉCKA LIGA

| TABUĽKA | CELKOM | | | | | DOMA | | | | | VONKU | | | | | POZN. | | |
|-------------------|--------|----|---|---|----|-------|----|---|---|---|-------|-------|---|---|---|-------|-------|----------|
| 1. OLYMPIAKOS P. | 14 | 11 | 1 | 1 | 1 | 39:9 | 36 | 6 | 0 | 0 | 1 | 19:3 | 5 | 1 | 1 | 0 | 20:6 | PLAY OFF |
| 2. KIFISIAS | 13 | 10 | 1 | 1 | 1 | 36:14 | 33 | 7 | 0 | 0 | 0 | 21:3 | 3 | 1 | 1 | 1 | 15:11 | PLAY OFF |
| 3. FOINIKAS | 14 | 10 | 1 | 1 | 2 | 36:15 | 33 | 6 | 1 | 0 | 0 | 21:5 | 4 | 0 | 1 | 2 | 15:10 | PLAY OFF |
| 4. PAOK S. | 14 | 9 | 1 | 0 | 4 | 34:16 | 29 | 4 | 1 | 0 | 2 | 17:8 | 5 | 0 | 0 | 2 | 17:8 | PLAY OFF |
| 5. PAMVOHAIKOS | 14 | 6 | 2 | 2 | 4 | 29:25 | 24 | 3 | 1 | 1 | 2 | 14:12 | 3 | 1 | 1 | 2 | 15:13 | PLAY OFF |
| 6. PANATHINAIKOS | 13 | 5 | 3 | 1 | 4 | 28:22 | 22 | 4 | 1 | 0 | 1 | 16:6 | 1 | 2 | 1 | 3 | 12:16 | PLAY OFF |
| 7. ALEXANDROPOULI | 14 | 4 | 3 | 2 | 5 | 25:29 | 20 | 3 | 1 | 1 | 2 | 14:12 | 1 | 2 | 1 | 3 | 11:17 | PLAY OFF |
| 8. ORESTIADAS | 14 | 3 | 1 | 3 | 7 | 20:35 | 14 | 2 | 1 | 2 | 2 | 13:16 | 1 | 0 | 1 | 5 | 7:19 | PLAY OFF |
| 9. ARIS S. | 14 | 1 | 2 | 4 | 7 | 20:37 | 11 | 1 | 1 | 3 | 2 | 14:17 | 0 | 1 | 1 | 5 | 6:20 | |
| 10. PANACHAIKI | 14 | 2 | 2 | 1 | 9 | 17:36 | 11 | 2 | 1 | 0 | 4 | 11:16 | 0 | 1 | 1 | 5 | 6:20 | |
| 11. IRAKLIS S. | 14 | 1 | 2 | 2 | 9 | 15:37 | 9 | 0 | 1 | 2 | 4 | 8:20 | 1 | 1 | 0 | 5 | 7:17 | ZOSTUP |
| 12. LAMIA | 14 | 2 | 0 | 1 | 11 | 12:36 | 7 | 2 | 0 | 1 | 4</ | | | | | | | |

| | | | | | | | | | | | | | | | | | | |
|--------------------|----|---|---|---|---|-------|----|---|---|---|---|-------|---|---|---|---|-------|----------|
| 2. D.MOSKVA | 10 | 5 | 3 | 2 | 0 | 28:15 | 23 | 1 | 3 | 2 | 0 | 16:12 | 4 | 0 | 0 | 0 | 12:3 | PLAY OFF |
| 3. N.JURENGOY | 10 | 5 | 2 | 1 | 2 | 25:15 | 20 | 4 | 0 | 1 | 1 | 15:7 | 1 | 2 | 0 | 1 | 10:8 | PLAY OFF |
| 4. BELGOROD | 10 | 6 | 1 | 0 | 3 | 22:13 | 20 | 3 | 1 | 0 | 2 | 13:9 | 3 | 0 | 0 | 1 | 9:4 | PLAY OFF |
| 5. G.SURGUT | 10 | 5 | 2 | 1 | 2 | 23:16 | 20 | 5 | 0 | 0 | 1 | 15:6 | 0 | 2 | 1 | 1 | 8:10 | PLAY OFF |
| 6. NOVOSIBIRSK | 10 | 4 | 1 | 0 | 5 | 17:18 | 14 | 3 | 1 | 0 | 2 | 13:9 | 1 | 0 | 0 | 3 | 4:9 | PLAY OFF |
| 7. KRASNOJARSK | 10 | 4 | 1 | 0 | 5 | 16:17 | 14 | 3 | 0 | 0 | 0 | 9:0 | 1 | 1 | 0 | 5 | 7:17 | PLAY OFF |
| 8. UFA | 10 | 3 | 0 | 4 | 3 | 19:22 | 13 | 2 | 0 | 1 | 1 | 9:6 | 1 | 0 | 3 | 2 | 10:16 | PLAY OFF |
| 9. K.KEMEROVO | 10 | 3 | 1 | 2 | 4 | 18:22 | 13 | 3 | 0 | 1 | 0 | 11:5 | 0 | 1 | 1 | 4 | 7:17 | |
| 10. KRASNODAR | 10 | 4 | 0 | 0 | 6 | 15:21 | 12 | 4 | 0 | 0 | 1 | 12:6 | 0 | 0 | 0 | 5 | 3:15 | |
| 11. NOVOKUBYSJEVSK | 10 | 3 | 1 | 0 | 6 | 15:21 | 11 | 3 | 1 | 0 | 2 | 13:9 | 0 | 0 | 0 | 4 | 2:12 | |
| 12. NIZNEVARTOVSK | 10 | 2 | 1 | 2 | 5 | 14:24 | 10 | 1 | 0 | 1 | 1 | 6:6 | 1 | 1 | 1 | 4 | 8:18 | |
| 13. ORENBURG | 10 | 2 | 1 | 0 | 7 | 12:25 | 8 | 2 | 1 | 0 | 1 | 9:7 | 0 | 0 | 0 | 6 | 3:18 | |
| 14. I.NOVGOROD | 10 | 1 | 0 | 2 | 7 | 10:28 | 5 | 1 | 0 | 1 | 2 | 6:10 | 0 | 0 | 1 | 5 | 4:18 | |

VOLEJBAL - FRANCÚZSKA LIGA

| TABUĽKA | CELKOM | DOMA | VONKU | POZN. |
|-----------------|---------------------|---------------|---------------|----------|
| 1. SETE | 14 8 3 1 2 36:18 31 | 4 2 1 0 20:10 | 4 1 0 2 16:8 | PLAY OFF |
| 2. TOURS | 13 8 0 3 2 32:18 27 | 4 0 1 2 16:12 | 4 0 2 0 16:6 | PLAY OFF |
| 3. CHAUMONT | 14 8 1 1 4 30:23 27 | 3 1 1 2 15:13 | 5 0 0 2 15:10 | PLAY OFF |
| 4. MONTPELLIER | 13 8 1 0 4 28:18 26 | 4 0 0 2 13:9 | 4 1 0 2 15:9 | PLAY OFF |
| 5. POITIERS | 14 6 3 1 4 31:24 25 | 5 1 0 2 19:10 | 1 2 1 2 12:14 | PLAY OFF |
| 6. TOULOUSE | 13 6 1 4 2 30:23 24 | 3 1 2 1 16:11 | 3 0 2 1 14:12 | PLAY OFF |
| 7. AS CANNES | 14 4 5 1 4 32:28 23 | 2 2 1 2 15:15 | 2 3 0 2 17:13 | PLAY OFF |
| 8. AJACCIO | 14 6 1 1 6 26:26 21 | 5 0 0 2 15:9 | 1 1 1 4 11:17 | PLAY OFF |
| 9. PARIS VOLLEY | 12 5 2 1 4 24:21 20 | 3 1 0 1 12:5 | 2 1 1 3 12:16 | |
| 10. NANTES | 14 4 3 2 5 29:31 20 | 4 1 1 1 17:12 | 0 2 1 4 12:19 | |
| 11. LYON | 13 4 2 2 5 26:26 18 | 4 1 1 0 17:6 | 0 1 1 5 9:20 | |
| 12. BEAUVAIS | 14 3 1 1 9 19:33 12 | 2 1 1 3 13:14 | 1 0 0 6 6:19 | |
| 13. NARBONNE | 14 0 1 5 8 17:41 7 | 0 1 2 4 10:20 | 0 0 3 4 7:21 | ZOSTUP |
| 14. NANCY | 14 0 1 2 11 11:41 4 | 0 1 1 5 7:20 | 0 0 1 6 4:21 | ZOSTUP |

VOLEJBAL - FRANCÚZSKA LIGA, ŽENY

| TABUĽKA | CELKOM | DOMA | VONKU | POZN. |
|-------------------|---------------------|---------------|---------------|----------|
| 1. PARIS ST.CLOUD | 12 9 1 0 2 31:11 29 | 5 0 0 1 15:4 | 4 1 0 1 16:7 | PLAY OFF |
| 2. BEZIERS | 12 9 0 2 1 32:13 29 | 6 0 1 0 20:6 | 3 0 1 1 12:7 | PLAY OFF |
| 3. RC CANNES | 12 8 2 1 1 32:15 29 | 4 1 0 0 15:4 | 4 1 1 1 17:11 | PLAY OFF |
| 4. MULHOUSE | 12 9 0 0 3 27:12 27 | 5 0 0 1 15:5 | 4 0 0 2 12:7 | PLAY OFF |
| 5. VENELLES | 12 5 1 1 5 22:22 18 | 3 0 1 2 12:10 | 2 1 0 3 10:12 | PLAY OFF |
| 6. TERVILLE | 12 5 1 0 6 21:20 17 | 4 1 0 2 16:8 | 1 0 0 4 5:12 | PLAY OFF |
| 7. ST.RAPHA L | 11 3 2 3 3 23:25 16 | 3 1 1 1 15:11 | 0 1 2 2 8:14 | PLAY OFF |
| 8. NANTES | 12 4 1 1 6 20:24 15 | 4 1 1 0 17:6 | 0 0 0 6 3:18 | PLAY OFF |
| 9. LE CANNET | 12 3 1 0 8 18:27 11 | 2 1 0 2 11:8 | 1 0 0 6 7:19 | |
| 10. VANDOEUVRE | 12 2 1 1 8 14:30 9 | 2 1 0 3 10:12 | 0 0 1 5 4:18 | |
| 11. CHAMALIEROIS | 11 1 2 1 7 12:29 8 | 1 1 0 3 7:12 | 0 1 1 4 5:17 | ZOSTUP |
| 12. ISTRES | 12 1 0 2 9 10:34 5 | 1 0 1 4 7:16 | 0 0 1 5 3:18 | ZOSTUP |

VOLEJBAL - NEMECKÁ LIGA

| TABUĽKA | CELKOM | DOMA | VONKU | POZN. |
|--------------------|---------------------|---------------|---------------|------------|
| 1. BERLIN R.V. | 12 11 0 1 0 35:8 34 | 6 0 0 0 18:2 | 5 0 1 0 17:6 | PLAY OFF |
| 2. FRIEDRICHSHAFEN | 11 7 2 1 1 29:12 26 | 5 1 0 1 18:6 | 2 1 1 0 11:6 | PLAY OFF |
| 3. RHEINMAIN | 12 7 1 2 2 29:16 25 | 4 0 1 0 14:4 | 3 1 1 2 15:12 | PLAY OFF |
| 4. LUNEBURG | 12 7 0 2 3 28:17 23 | 5 0 0 1 16:5 | 2 0 2 2 12:12 | PLAY OFF |
| 5. DUREN | 11 6 1 0 4 22:17 20 | 4 0 0 1 13:5 | 2 1 0 3 9:12 | PLAY OFF |
| 6. COBURG | 11 2 4 1 4 21:25 15 | 1 3 1 1 15:13 | 1 1 0 3 6:12 | PLAY OFF |
| 7. TV BUHL | 12 2 4 0 6 22:27 14 | 2 3 0 2 17:13 | 0 1 0 4 5:14 | 0 PLAY OFF |
| 8. HERRSCHING | 12 3 1 1 7 17:27 12 | 2 1 0 2 10:8 | 1 0 1 5 7:19 | 0 PLAY OFF |
| 9. NETZHOPPERS | 12 3 0 1 8 14:27 10 | 3 0 1 2 12:9 | 0 0 0 6 2:18 | 0 PLAY OFF |
| 10. ROTTENBURG | 12 1 0 4 7 13:34 7 | 1 0 1 2 6:10 | 0 0 3 5 7:24 | 0 PLAY OFF |
| 11. MIT.SPERGAU | 11 1 1 1 8 9:29 6 | 1 1 1 4 8:17 | 0 0 0 4 1:12 | ZOSTUP |

TENIS - AUSTRALIAN OPEN, 11 935 000 \$, DVOJHRA MUŽI, TVRDÝ POVRCH

| | | | | | |
|-------------------|-------------------|----------------|--|--|--|
| 1. N.DJOKOVIČ | N.DJOKOVIČ | | | | |
| 51. H.CHUNG | 63 62 64 | N.DJOKOVIČ | | | |
| 197. HALYS | 61 62 76 | | | | |
| 90. LDODIG | 64 67 64 75 | N.DJOKOVIČ | | | |
| 101. KRAJINOVIČ | KUDLA | 61 75 76 | | | |
| 68. KUDLA | 62 61 SKREČ | SEPP | | | |
| 50. GABASHVILI | SEPP | 75 64 64 | | | |
| 29. SEPP | 36 76 64 76 | | | | |
| 23. KARLOVIČ | DELBNIS | | | | |
| 52. DELBNIS | 76 64 21 SKREČ | DELBNIS | | | |
| 42. VESELY | OLIVO | 76 36 67 75 62 | | | |
| 174. OLIVO | 76 26 16 64 64 | | | | |
| 94. DONSKOY | DONSKOY | G.SIMON | | | |
| 72. I.CERVANTES | 64 36 61 64 | G.SIMON | | | |
| 39. V.POSPISIL | G.SIMON | 63 57 76 46 75 | | | |
| 15. G.SIMON | 67 63 62 64 | | | | |
| 10. TSONGA | TSONGA | | | | |
| 48. BAGHDATIS | 64 46 64 62 | TSONGA | | | |
| 310. JASIKA | JASIKA | 75 61 64 | | | |
| 78. MARCHENKO | 64 36 60 64 | TSONGA | | | |
| 59. ANADILJAR | HERBERT | 64 76 76 | | | |
| 167. HERBERT | 57 64 76 62 | HERBERT | | | |
| 335. RUBIN | RUBIN | 63 64 60 | | | |
| 18. PAIRE | 76 76 76 | | | | |
| 27. GARCIA LOPEZ | GARCIA LOPEZ | NISHIKORI | | | |
| 96. P.H.MATHIEU | 64 64 64 | 64 62 64 | | | |
| 56. ESTRELLA | BRANDS | 46 61 76 63 | | | |
| 151. BRANDS | 64 76 46 61 | | | | |
| 102. A.KRAJICEK | A.KRAJICEK | NISHIKORI | | | |
| 240. D.WU | 64 61 63 | 75 26 63 64 | | | |
| 34. KOHLSCHREIBER | NISHIKORI | 63 76 63 | | | |
| 7. NISHIKORI | FEDERER | 64 63 63 | | | |
| 3. FEDERER | FEDERER | | | | |
| 117. BASILASHVILI | 62 61 62 | FEDERER | | | |
| 85. BERANKIS | DOLGOPOLOV | 63 75 61 | | | |
| 36. DOLGOPOLOV | 61 36 64 62 | FEDERER | | | |
| 249. KOVALIK | TRUNGELLITI | 64 36 61 64 | | | |
| 210. TRUNGELLITI | 64 76 76 | G.DIMITROV | | | |
| 69. LORENZI | G.DIMITROV | 63 46 62 75 | | | |
| 28. G.DIMITROV | 63 76 63 | | | | |
| 20. THIEM | THIEM | FEDERER | | | |
| 35. L.MAYER | 62 76 46 76 | 62 61 64 | | | |
| 474. J.BENNETEAU | ALMAGRO | 63 61 63 | | | |
| 74. ALMAGRO | 63 67 63 76 | GOFFIN | | | |
| 88. EDMUND | DZUMHUR | 61 36 76 75 | | | |
| 81. DZUMHUR | 16 76 46 63 61 | GOFFIN | | | |
| 62. STAKHOVSKY | GOFFIN | 64 06 64 62 | | | |
| 16. GOFFIN | 36 63 64 64 | | | | |
| 13. M.CILIĆ | M.CILIĆ | | | | |
| 100. DE BAKKER | 67 75 62 64 | M.CILIĆ | | | |
| 55. RAMOS | RAMOS | 64 63 76 | | | |
| 40. CORIĆ | 62 62 63 | BAUTISTA | | | |
| 79. LAJOVIČ | LAJOVIČ | 64 76 75 | | | |
| 60. QUERREY | 67 46 62 62 SKREČ | BAUTISTA | | | |
| 45. KLIZAN | BAUTISTA | 46 62 46 62 61 | | | |
| 25. BAUTISTA | 62 63 46 26 62 | | | | |
| 30. KYRGIOS | KYRGIOS | | | | |
| 67. CARRENO BUSTA | 62 75 62 | KYRGIOS | | | |
| 116. NISHIOKA | P.CUEVAS | 64 75 76 | | | |
| 41. P.CUEVAS | 76 61 64 | BERDYCH | | | |
| 64. HAASE | BASIC | 63 64 16 64 | | | |
| 137. BASIC | 76 64 64 | BERDYCH | | | |
| 95. BHAMBRI | BERDYCH | 64 60 63 | | | |

6 BERDYCH 75 61 62

TENIS - AUSTRALIAN OPEN, 11 935 000 \$, DVOJHRA MUŽI, TVRDÝ POVRCH

| | | | | | |
|--|--|--|-----------------------------|----------------------------|---------------------|
| | | | SELA 46 63 63 76 | VERDASCO 76 46 36 76 62 | NADAL 5 |
| | | | AN.KUZNETSOV 75 36 61 76 | SELA 61 63 26 62 | VERDASCO 47 |
| | | | AN.KUZNETSOV 64 76 76 | AN.KUZNETSOV 75 64 64 | BEN.BECKER 98 |
| | | | MONFILS 75 63 62 | CHARDY 75 26 67 63 1311 | R.HARRISON 133 |
| | | | S.ROBERT 61 67 46 75 75 | MONFILS 61 63 62 | AN.KUZNETSOV 75 |
| | | | RAONIČ 62 63 64 | MAHUT 46 62 62 62 | GULBIS 80 |
| | | | WAWRINKA 62 63 76 | S.ROBERT 62 62 62 | CHARDY 31 |
| | | | FERRER 61 64 64 | R.RAM 76 67 63 30 SKREČ | MONFILS 24 |
| | | | ISNER 67 76 62 64 | RAONIČ 61 64 64 | SUGITA 122 |
| | | | B.TOMIC 62 36 62 62 | ROBREDO 76 76 75 | CECCHINATO 91 |
| | | | A.MURRAY 62 36 62 62 | SMYCZEK 61 36 63 62 | MAHUT 71 |
| | | | | TROICKI 64 76 76 | S.ROBERT 214 |
| | | | | ROSOL 76 76 63 | FRATANGELO 131 |
| | | | | WAWRINKA 62 63 64 | R.RAM 92 |
| | | | | FERRER 62 64 64 | K.ANDERSON 12 |
| | | | | S.JOHNSON 63 62 62 | RAONIČ 14 |
| | | | | F.LOPEZ 76 67 76 67 64 | POUILLE 73 |
| | | | | ISNER 63 76 76 | JAZIRI 103 |
| | | | | B.TOMIC 64 62 67 75 | ROBREDO 43 |
| | | | | MILLMAN 46 64 62 46 75 | GIMENO TRAYER 99 |
| | | | | J.SOUSA 63 75 36 61 | SMYCZEK 108 |
| | | | | A.MURRAY 60 64 61 | D.MUNOZ 77 |
| | | | | | TROICKI 22 |
| | | | | | SOCK 26 |
| | | | | | FRITZ 154 |
| | | | | | T.DANIEL 97 |
| | | | | | ROSOL 54 |
| | | | | | T.ITO 123 |
| | | | | | R.STEPANEK 186 |
| | | | | | TURSUNOV — |
| | | | | | WAWRINKA 4 |
| | | | | | FERRER 8 |
| | | | | | GOJOWCZYK 224 |
| | | | | | DUCKWORTH 134 |
| | | | | | HEWITT 306 |
| | | | | | BELLUCCI 37 |
| | | | | | J.THOMPSON 149 |
| | | | | | AL.BEDENE 49 |
| | | | | | S.JOHNSON 32 |
| | | | | | F.LOPEZ 19 |
| | | | | | D.EVANS 185 |
| | | | | | DARCIS 109 |
| | | | | | PELLA 76 |
| | | | | | EBDEN 105 |
| | | | | | M.GRANOLLERS 84 |
| | | | | | JANOWICZ 57 |
| | | | | | ISNERO 17 |
| | | | | | B.TOMIC 17 |
| | | | | | ISTOMIN 61 |
| | | | | | BOLELLI 58 |
| | | | | | B.BAKER — |
| | | | | | MILLMAN 93 |
| | | | | | SCHWARTZMAN 89 |
| | | | | | G.MULLER 38 |
| | | | | | F.CINI 21 |
| | | | | | J.SOUSA 33 |
| | | | | | KUKUSHKIN 63 |
| | | | | | GIRALDO 70 |
| | | | | | D.YOUNG 46 |
| | | | | | MANNARINO 44 |
| | | | | | GROTH 66 |
| | | | | | A.ZVEREV 83 |
| | | | | | A.MURRAY 2 |

TENIS - AUSTRALIAN OPEN, 11 935 000 \$, DVOJHRA ŽENY, TVRDÝ POVRCH

| | | | | | |
|-----|-----------------|----------------|----------------|--|--|
| 1 | S.WILLIAMS | S.WILLIAMS | | | |
| 35 | GIORGI | 64 75 | S.WILLIAMS | | |
| 92 | HSIEH | 61 62 | S.WILLIAMS | | |
| 81 | OSTAPENKO | 36 75 61 | S.WILLIAMS | | |
| 108 | U.RADWANSKA | ANA KONJUH | 61 61 | | |
| 87 | ANA KONJUH | 06 64 63 | KASATKINA | | |
| 70 | KASATKINA | KASATKINA | 64 63 | | |
| 29 | A.K.SCHMIEDLOVA | 63 63 | S.WILLIAMS | | |
| 19 | ERRANI | GASPARYAN | 62 61 | | |
| 60 | GASPARYAN | 16 75 61 | GASPARYAN | | |
| 84 | NARA | NARA | 64 64 | | |
| 154 | DODIN | 76 62 | GASPARYAN | | |
| 79 | DUQUE MAINO | X.HAN | 63 64 | | |
| 161 | X.HAN | 62 21 SKREČ | PUTINTSEVA | | |
| 78 | PUTINTSEVA | PUTINTSEVA | 63 61 | | |
| 18 | WOZNIACKI | 16 76 64 | | | |
| 14 | BENČIČ | BENČIČ | | | |
| 74 | RISKE | 64 63 | BENČIČ | | |
| 53 | H.WATSON | BABOS | 63 63 | | |
| 59 | BABOS | 67 75 75 | BENČIČ | | |
| 68 | TOML.JANOVIČ | K.BONDARENKO | 46 62 64 | | |
| 91 | K.BONDARENKO | 76 63 | K.BONDARENKO | | |
| 88 | HANTUCHOVA | KUZNETSOVA | 61 75 | | |
| 25 | KUZNETSOVA | 60 62 | SHARAPOVA | | |
| 28 | PAVLYUCHENKOVA | DAVIS | 75 75 | | |
| 104 | DAVIS | 16 63 64 | | | |
| 77 | RYBARIKOVA | RYBARIKOVA | 76 SKREČ | | |
| 40 | WICKMAYER | 36 63 75 | SHARAPOVA | | |
| 106 | SASNOVICH | SASNOVICH | 61 67 60 | | |
| 90 | RODINA | 63 76 | SHARAPOVA | | |
| 58 | HIBINO | SHARAPOVA | 62 61 | | |
| 5 | SHARAPOVA | 61 63 | | | |
| 4 | A.RADWANSKA | A.RADWANSKA | | | |
| 66 | MCHALE | 62 63 | A.RADWANSKA | | |
| 47 | BOUCHARD | BOUCHARD | 64 62 | | |
| 121 | KRUNIČ | 63 64 | A.RADWANSKA | | |
| 93 | LINETTE | PUIG | 64 60 | | |
| 94 | PUIG | 63 60 | | | |
| 117 | KR.PLÍŠKOVA | KR.PLÍŠKOVA | 46 76 97 | | |
| 27 | STOSUR | 64 76 | A.RADWANSKA | | |
| 26 | SL.STEPHENS | Q.WANG | 67 61 75 | | |
| 101 | Q.WANG | 63 63 | | | |
| 99 | DOMINGUEZ L. | FRIEDSAM | 63 64 | | |
| 83 | FRIEDSAM | 76 26 61 | FRIEDSAM | | |
| 100 | TATISHVILI | FALCONI | 06 64 64 | | |
| 76 | FALCONI | 64 36 86 | VINCI | | |
| 126 | PASZEK | VINCI | 62 63 | | |
| 15 | VINCI | 64 62 | | | |
| 12 | SUAREZ NAVARRO | SUAREZ NAVARRO | | | |
| 169 | GOLUBIC | 75 64 | SUAREZ NAVARRO | | |

| | | | | |
|-----|------------|------------|----------|----------------|
| 170 | SAKKARI | SAKKARI | 67 62 62 | |
| 139 | Y.WANG | 64 16 63 | | SUAREZ NAVARRO |
| 38 | NICULESCU | NICULESCU | | 64 20 SKREČ |
| 46 | TE PEREIRA | 62 61 | | |
| 108 | KULICHKOVA | KULICHKOVA | 64 26 64 | |
| 24 | PETKOVIC | 75 64 | | SUAREZ NAVARRO |
| 30 | MLADENOVIC | MLADENOVIC | | 06 64 62 |
| 37 | CIBULKOVA | 63 64 | | |
| 105 | GIBBS | GIBBS | 61 76 | |
| 98 | KOUKALOVA | 62 26 61 | | GAVRILOVA |
| 36 | GAVRILOVA | GAVRILOVA | | 64 46 119 |
| 57 | HRADECKA | 76 64 | | |
| 167 | KUMKHUM | KVITOVÁ | 64 64 | |
| 6 | KVITOVÁ | 63 61 | | |

TENIS - AUSTRALIAN OPEN, 11 935 000 \$, DVOJHRA ŽENY, TVRDÝ POVRCH

| | | | | | | | |
|--|--|--|--|--------|-------------|--------------|-----|
| | | | | KERBER | 67 76 63 | KERBER | 7 |
| | | | | 62 64 | DOI 65 | SANDERS | 383 |
| | | | | KERBER | 64 62 | DULGHERU | 62 |
| | | | | 61 63 | BRENGLE | BRENGLE | 39 |
| | | | | | 63 64 | VANDEWEGHE | 41 |
| | | | | | 75 46 61 | LARSSON | 54 |
| | | | | | 63 62 | BEGU 31 | |
| | | | | | JANKOVIČ | JANKOVIČ | 21 |
| | | | | | 63 63 | HERCOG | 73 |
| | | | | | 36 76 64 | SIEGEMUND | 97 |
| | | | | | 64 75 | BERTENS | 103 |
| | | | | | 60 63 | HON 334 | |
| | | | | | 62 63 | A.BECK | 56 |
| | | | | | 63 75 | SINIAKOVA | 96 |
| | | | | | AZARENKA | BACSINSZKY | 13 |
| | | | | | 60 60 | AZARENKA | 16 |
| | | | | | 61 62 | VAN UYTENCK | 44 |
| | | | | | 62 64 | S.CRAWFORD | 107 |
| | | | | | OSAKA | KOVINIC | 55 |
| | | | | | 63 62 | OSAKA | 145 |
| | | | | | 64 64 | VEKIC 102 | |
| | | | | | 62 63 | DUVAL | 653 |
| | | | | | 62 63 | SVITOLINA | 20 |
| | | | | | 62 64 | C.GARCIA | 34 |
| | | | | | 76 64 | STRYCOVA | 48 |
| | | | | | 36 75 64 | STRYCOVA | 45 |
| | | | | | 63 62 | V.KING | 349 |
| | | | | | 57 62 75 | FLIPKENS | 80 |
| | | | | | 64 62 | MUGURUZA | 89 |
| | | | | | 60 64 | KONTAVEIT | 86 |
| | | | | | 64 62 | MUGURUZA | 3 |
| | | | | | 62 63 | V.WILLIAMS | 10 |
| | | | | | 61 62 | KONTA | 49 |
| | | | | | 64 67 63 | WITTHOFT | 63 |
| | | | | | 63 26 64 | S.ZHENG | 85 |
| | | | | | 64 64 | MATTEK S. | 64 |
| | | | | | 63 60 | ALLERTOVA | 67 |
| | | | | | 64 62 | LISICKI | 131 |
| | | | | | 63 60 | LISICKI | 32 |
| | | | | | 64 63 | MAKAROVA | 23 |
| | | | | | 64 62 | INGLIS | 780 |
| | | | | | 63 64 | MARIA | 75 |
| | | | | | 64 62 | GOVORTSOVA | 72 |
| | | | | | 63 64 | MITU 95 | |
| | | | | | 76 61 | GOERGES | 43 |
| | | | | | 64 64 | KAR.PLIŠKOVA | 341 |
| | | | | | 64 64 | KAR.PLIŠKOVA | 11 |
| | | | | | 76 61 | KEYS 17 | |
| | | | | | 67 63 63 | DIYAS | 52 |
| | | | | | 64 64 | PIRONKOVA | 61 |
| | | | | | 60 42 SKREČ | SHVEDOVA | 71 |
| | | | | | 62 63 | SEVASTOVA | 114 |
| | | | | | 67 62 63 | WOLFE | 110 |
| | | | | | 67 64 | PATTERSON | 462 |
| | | | | | 67 62 63 | A.IVANOVIC | 22 |
| | | | | | 67 64 | V.LEPCHENKO | 33 |
| | | | | | 67 62 63 | V.LEPCHENKO | 50 |
| | | | | | 67 63 63 | ARRUABARRENA | 89 |
| | | | | | 61 60 | ZANEVSKA | 146 |
| | | | | | 63 63 | JOVANOVSKI | 82 |
| | | | | | 64 63 | CORNET | 42 |
| | | | | | | S.ZHANG | 132 |
| | | | | | | HALEP | 2 |

TENIS - AUSTRALIAN OPEN, 2 356 000 \$, ŠTVORHRA MUŽI, TVRDÝ POVRCH

| | | | |
|----------------------------|-----------------------|-----------------------|----------|
| ROJER/TECAU | ROJER/TECAU | ROJER/TECAU | |
| KLIZAN/STAKHOVSKY | 75 62 | 63 36 63 | |
| BEN.BECKER/THIEM | BEN.BECKER/THIEM | | |
| P.H.MATHIEU/B.PAIRE | 63 76 | | |
| CECCHINATO/SEPPI | CECCHINATO/SEPPI | | |
| J.BENNETEAU/ROGER VASSELIN | 63 76 | CECCHINATO/SEPPI | |
| D.MUNOZ/A.RAMOS | F.LOPEZ/M.LOPEZ | 16 76 75 | |
| F.LOPEZ/M.LOPEZ | 64 63 | | |
| CABAL/R.FARAH | CABAL/R.FARAH | | |
| CHARDY/PAES | 63 64 | CABAL/R.FARAH | |
| B.BAKER/KUDLA | MARACH/F.MARTIN | 62 61 | |
| MARACH/F.MARTIN | 61 62 | | |
| MANNARINO/POUILLE | MANNARINO/POUILLE | | |
| ESTRELLA/GIRALDO | 61 63 | MANNARINO/POUILLE | |
| JUNNAID/KUKUSHKIN | BOLELLI/FOGNINI | 76 64 | |
| BOLELLI/FOGNINI | 76 36 63 | | |
| BRYAN/BRYAN | BRYAN/BRYAN | | |
| GUCCIONE/SA | 75 76 | BRYAN/BRYAN | |
| BOLT/WHITTINGTON | BHUPATHI/G.MÜLLER | 63 62 | |
| BHUPATHI/G.MÜLLER | 76 36 64 | | |
| S.JOHNSON/QUERREY | S.JOHNSON/QUERREY | | |
| ROSOL/ZELENAY | 63 76 | KLAASEN/R.RAM | |
| DANIELL/A.SITAK | KLAASEN/R.RAM | 36 63 76 | |
| KLAASEN/R.RAM | 63 46 64 | | |
| INGLOT/LINDSTEDT | INGLOT/LINDSTEDT | | |
| BETOV/GABASHVILI | 64 63 | INGLOT/LINDSTEDT | |
| OSWALD/SHAMASDIN | BUTORAC/LIPSKY | 76 67 64 | |
| BUTORAC/LIPSKY | 64 75 | | |
| FYRSTENBERG/JANOWICZ | FYRSTENBERG/JANOWICZ | | |
| DELBONIS/DURAN | 64 75 | J.MURRAY/SOARES | |
| J.MURRAY/SOARES | J.MURRAY/SOARES | 75 63 | |
| HERBERT/MAHUT | HERBERT/MAHUT | | |
| MONROE/PODLIPNIK | 61 64 | ANDUJAR/CARRENO BUSTA | |
| ALBOT/HY.CHUNG | ANDUJAR/CARRENO BUSTA | 67 64 61 | |
| ANDUJAR/CARRENO BUSTA | 326 63 64 | | |
| CH.HSIEH/T.YANG | NESTOR/R.ŠTĚPÁNEK | | |
| NESTOR/R.ŠTĚPÁNEK | 61 75 | NESTOR/R.ŠTĚPÁNEK | 57 64 64 |

| | | | |
|---------------------|---------------------|---------------------|---------------------|
| GARC. LOPEZ/MARRERO | KUBOT/MATKOWSKI | 76 61 | |
| KUBOT/MATKOWSKI | 61 67 633 | | |
| HUEY/MIRNYI | HUEY/MIRNYI | | |
| BURY/ISTOMIN | 76 46 76 | HUEY/MIRNYI | |
| BELLUCCI/DEMOLINER | BELLUCCI/DEMOLINER | 57 76 64 | |
| S.GONZALEZ/KNOWLE | 46 63 75 | | HUEY/MIRNYI |
| DUCKWORT/MILLMAN | DLOUHÝ/VESELÝ | | 64 63 |
| DLOUHÝ/VESELÝ | 76 26 63 | BOPANNA/MERGEA | |
| JASKA/KYRGIOS | BOPANNA/MERGEA | 63 62 | |
| BOPANNA/MERGEA | 75 63 | | |
| H.KONTINEN/PEERS | H.KONTINEN/PEERS | | |
| SAVILLE/J.P.SMITH | 63 75 | GROTH/L.HEWITT | |
| GROTH/L.HEWITT | GROTH/L.HEWITT | 26 64 64 | |
| LAJOVIĆ/TROICKI | 46 21 SKREČ | | V.POSPISIL/J.SOCK |
| HAASE/VERDASCO | HAASE/VERDASCO | | 64 62 |
| ERLICH/FLEMING | 64 36 63 | V.POSPISIL/J.SOCK | |
| PETZSCHNER/PEYA | V.POSPISIL/J.SOCK | BEZ BOJE | |
| V.POSPISIL/J.SOCK | 16 76 76 | | |
| CUEVAS/M.GRANOLLERS | CUEVAS/M.GRANOLLERS | | |
| DOLGOPOLOV/TURSUNOV | 62 62 | CUEVAS/M.GRANOLLERS | |
| ELGIN/MIDDELKOP | ELGIN/MIDDELKOP | 64 36 62 | |
| L.MAYER/J.SOUSA | 63 26 63 | | CUEVAS/M.GRANOLLERS |
| M.PAVIĆ/VENUS | A.KRAJICEK/D.YOUNG | | 76 26 63 |
| A.KRAJICEK/D.YOUNG | 63 64 | I.DODIG/M.MELO | |
| AL.BEDENE/D.BROWN | I.DODIG/M.MELO | 62 63 | |
| I.DODIG/M.MELO | 63 64 | | |

TENIS - AUSTRALIAN OPEN, 2 356 000 \$, ŠTVORHRA ŽENY, TVRDÝ POVRCH

| | | | |
|------------------------|------------------------|------------------------|-----------------------|
| HINGIS/MIRZA | HINGIS/MIRZA | | |
| DUQUE MARINO/T.PEREIRA | 62 63 | HINGIS/MIRZA | |
| BIRRELL/HON | KICHENOK/KICHENOK | 62 63 | |
| KICHENOK/KICHENOK | 64 63 | | |
| J.MOORE/SANDERS | J.MOORE/SANDERS | | |
| E.PEREZ/WOOLCOCK | 64 62 | KUZNETSOVA/VINCI | |
| KUZNETSOVA/VINCI | KUZNETSOVA/VINCI | 60 63 | |
| BERTENS/LARSSON | 62 36 62 | | |
| GROENEFELD/VANDEWEGHE | GROENEFELD/VANDEWEGHE | | |
| A.BECK/WITTHOFT | 63 76 | GROENEFELD/VANDEWEGHE | |
| PATTERSON/ROGOWSKA | BENIČIĆ/RÝBÁRIKOVÁ | BEZ BOJE | |
| BENIČIĆ/RÝBÁRIKOVÁ | 64 75 | | GROENEFELD/VANDEWEGHE |
| LUČIĆ/STRÝCOVÁ | LUČIĆ/STRÝCOVÁ | | 76 36 63 |
| BARTHEL/SIEGEMUND | 76 61 | LUČIĆ/STRÝCOVÁ | |
| ERRANI/M.SANCHEZ | ATAWO/SPEARS | 67 61 62 | |
| ATAWO/SPEARS | 62 63 | | |
| C.GARCIA/MLADENVIČ | C.GARCIA/MLADENVIČ | | |
| IRIGOYEN/TORRO FLOR | 63 62 | C.GARCIA/MLADENVIČ | |
| M.SANCHEZ/VOGT | M.SANCHEZ/VOGT | 62 61 | |
| JURAK/MELICHAR | 63 26 76 | | |
| VAN UYTVANCK/WICKMAYER | KREJČÍKOVÁ/YAF.WANG | | |
| KREJČÍKOVÁ/YAF.WANG | 63 63 | GOERGES/KAR.PLÍŠKOVÁ | |
| CHUANG/GOVORTSOVA | GOERGES/KAR.PLÍŠKOVÁ | 75 63 | |
| GOERGES/KAR.PLÍŠKOVÁ | 76 64 | | |
| SHVEDOVA/STOSUR | SHVEDOVA/STOSUR | | |
| DULGERU/SOLER ESPINOSA | 76 63 | V.KING/KUDRYAVTSEVA | |
| V.KING/KUDRYAVTSEVA | V.KING/KUDRYAVTSEVA | 61 61 | |
| CH.W.CHAN/NARA | 61 64 | | |
| BONAVENTURA/OLARU | BONAVENTURA/OLARU | | |
| JANKOVIĆ/PETKOVIĆ | 64 64 | PAVLYUCHENKOVA/VESNINA | |
| GAVRILOVA/SVITOLINA | PAVLYUCHENKOVA/VESNINA | 61 62 | |
| PAVLYUCHENKOVA/VESNINA | 60 62 | | |
| ARRUIBARRENA/KLEPAC | RODIONOVA/RODIONOVA | | |
| RODIONOVA/RODIONOVA | 60 64 | RODIONOVA/RODIONOVA | |
| JANS/KANIA | LISICKI/MATTEK | 64 46 76 | |
| LISICKI/MATTEK | 62 36 64 | | RODIONOVA/RODIONOVA |
| KEYS/TOMLJANOVIĆ | KEYS/TOMLJANOVIĆ | | 57 62 64 |
| HUSAROVA/A.SCHMIEDLOVA | 63 64 | CIBULKOVÁ/FLIPKENS | |
| CIBULKOVÁ/FLIPKENS | CIBULKOVÁ/FLIPKENS | 63 75 | |
| BEGU/NICULESCU | 64 36 64 | | |
| Y.F.XU/S.ZHENG | Y.F.XU/S.ZHENG | | |
| OSTAPENKO/PUTINTSEVA | 64 63 | Y.F.XU/S.ZHENG | |
| KASATKINA/KOVINIĆ | KASATKINA/KOVINIĆ | 63 62 | |
| BREngle/MARIA | 57 64 63 | | |
| DOI/HIBINO | HSIEH/KALASHNIKOVA | | |
| HSIEH/KALASHNIKOVA | 26 62 76 | HSIEH/KALASHNIKOVA | |
| DUSHEVINA/SINIÁKOVA | BABOS/SREBOTNIK | 63 46 75 | |
| BABOS/SREBOTNIK | 63 75 | | |
| HLAVÁČKOVÁ/HRADECKÁ | HLAVÁČKOVÁ/HRADECKÁ | | |
| S.AOYAMA/NINOMI | 62 67 61 | HLAVÁČKOVÁ/HRADECKÁ | |
| DIYAS/K.L.ZHANG | GASPARYAN/A.PANOVA | 75 61 | |
| GASPARYAN/A.PANOVA | 62 64 | | HLAVÁČKOVÁ/HRADECKÁ |
| FALCONI/V.LEPCHENKO | FALCONI/V.LEPCHENKO | | 62 76 |
| BAI/BAINS | 67 62 63 | MEDINA G./PARRA S. | |
| HERCOG/MCHALE | MEDINA G./PARRA S. | 62 62 | |
| MEDINA G./PARRA S. | 63 63 | | |
| DABROWSKI/A.ROSOLSKA | KONTA/H.WATSON | | |
| KONTA/H.WATSON | 61 76 | RAE/A.SMITH | |
| RAE/A.SMITH | RAE/A.SMITH | 62 63 | |
| CH.LIANG/S.PENG | 36 62 76 | | Y.CHAN/H.CHAN |
| K.BONDARENKO/SAVCHUK | K.BONDARENKO/SAVCHUK | | 63 64 |
| CORNET/LINETTE | 64 60 | Y.CHAN/H.CHAN | |
| ALLERTOVÁ/SCHUIJRS | Y.CHAN/H.CHAN | 63 63 | |
| Y.CHAN/H.CHAN | 61 61 | | |

TENIS - AUSTRALIAN OPEN, 456 250 \$, ZMIEŠANÁ ŠTVORHRA, TVRDÝ POVRCH

| | | | |
|-----------------------|--------------------|-------|--|
| MIRZA/I.DODIG | MIRZA/I.DODIG | 75 61 | |
| TOMLJANOVIĆ/KYRGIOS | 75 61 | | |
| GAVRILOVA/SAVILLE | SHVEDOVA/QURESHI | | |
| SHVEDOVA/QURESHI | 64 76 | | |
| PAVLYUCHENKOVA/INGLOT | HINGIS/PAES | | |
| HINGIS/PAES | 63 75 | | |
| SL.STEPHENS/ROJER | SL.STEPHENS/ROJER | | |
| H.CHAN/MIRNYI | 64 46 105 | | |
| SREBOTNIK/J.MURRAY | SREBOTNIK/J.MURRAY | | |
| AN.RODIONOVA/GUCCIONE | 76 60 | | |
| GRÖENEFELD/FARAH | GRÖENEFELD/FARAH | | |
| MEDINA G./CABAL | 46 62 107 | | |
| INGLIS/B.MITCHELL | HSIEH/PEYA | | |
| HSIEH/PEYA | 63 62 | | |

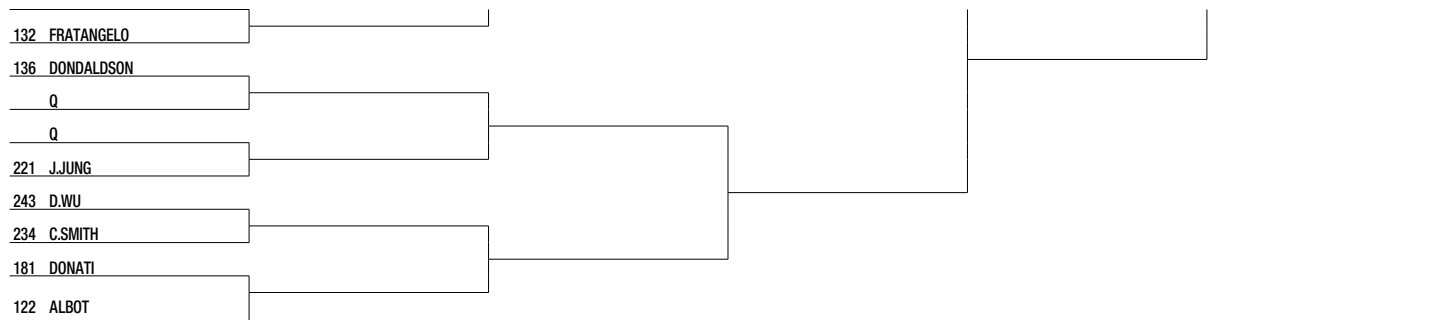
| | | | |
|------------------------|-----------|--|--|
| S.ZHENG/H.CHUNG | | | |
| VESNINA/SOARES | 63 67 107 | | |
| ATAWO/KLAASEN | | | |
| KUDRYAVTSEVA/LINDSTEDT | 67 62 104 | | |
| KLEPAČ/HUEY | | | |
| SVITOLINA/SITAK | 64 46 103 | | |
| HLAVÁČKOVÁ/KUBOT | | | |
| ARRUABARRENA/MARRERO | 60 63 | | |
| BIRRELL/MILLMAN | | | |
| Y.J.CHAN/BOPANNA | 75 61 | | |
| HRADECKÁ/MATKOWSKI | | | |
| VANDEWEGHE/TECAU | 16 75 108 | | |
| PARRA S./M.LOPEZ | | | |
| ERRANI/FOGNINI | 76 75 | | |
| AR.RODIONOVA/REID | | | |
| STOSUR/PEERS | 46 62 108 | | |
| MOORE/POLMANS | | | |
| MATTEK S./B.BRYAN | 62 61 | | |

TENIS - AUSTRALIAN OPEN

| ČÍSLO UDAL. | DEŇ | DVOJHRY - ZÁPASY | PREDBEŽNÉ KURZY / SKUTOČNÉ KURZY | | VÁŠ TIP | VÝSLEDOK |
|-------------|--------|---|----------------------------------|------|---------|----------|
| | | | 1 | 2 | | |
| 346 | 26.01. | FEDERER - BERDYCH | 1,18 | 5,65 | | |
| 354 | 26.01. | N.D.JOKOVIČ - NISHIKORI | 1,13 | 7,10 | | |
| 499 | 26.01. | A.RADWANSKA - SUAREZ NAVARRO | 1,28 | 4,10 | | |
| 341 | 26.01. | S.WILLIAMS - M.SHARAPOVA | 1,25 | 4,45 | | |
| ČÍSLO UDAL. | DEŇ | DVOJHRY - 1. SETY | PREDBEŽNÉ KURZY / SKUTOČNÉ KURZY | | VÁŠ TIP | VÝSLEDOK |
| | | | 1 | 2 | | |
| 20146 | 26.01. | FEDERER - BERDYCH | 1,31 | 3,17 | | |
| 20154 | 26.01. | N.D.JOKOVIČ - NISHIKORI | 1,26 | 3,50 | | |
| 20299 | 26.01. | A.RADWANSKA - SUAREZ NAVARRO | 1,35 | 2,97 | | |
| 20141 | 26.01. | S.WILLIAMS - M.SHARAPOVA | 1,32 | 3,10 | | |
| ČÍSLO UDAL. | DEŇ | DVOJHRY - HANDICAPY | PREDBEŽNÉ KURZY / SKUTOČNÉ KURZY | | VÁŠ TIP | VÝSLEDOK |
| | | | 1 | 2 | | |
| 76002 | 26.01. | FEDERER - BERDYCH 0:4 | 1,45 | 2,55 | | |
| 76001 | 26.01. | FEDERER - BERDYCH 0:5 | 1,70 | 2,00 | | |
| 76000 | 26.01. | FEDERER - BERDYCH 0:6 | 2,20 | 1,60 | | |
| 76025 | 26.01. | N.D.JOKOVIČ - NISHIKORI 0:5 | 1,46 | 2,50 | | |
| 76024 | 26.01. | N.D.JOKOVIČ - NISHIKORI 0:6 | 1,82 | 2,10 | | |
| 76023 | 26.01. | N.D.JOKOVIČ - NISHIKORI 0:7 | 2,30 | 1,56 | | |
| 76026 | 26.01. | A.RADWANSKA - SUAREZ NAVARRO 0:2 | 1,36 | 2,90 | | |
| 76028 | 26.01. | A.RADWANSKA - SUAREZ NAVARRO 0:3 | 1,52 | 2,37 | | |
| 76029 | 26.01. | A.RADWANSKA - SUAREZ NAVARRO 0:4 | 1,88 | 2,02 | | |
| 76027 | 26.01. | A.RADWANSKA - SUAREZ NAVARRO 0:5 | 2,46 | 1,50 | | |
| 76184 | 26.01. | S.WILLIAMS - M.SHARAPOVA 0:3 | 1,47 | 2,50 | | |
| 76181 | 26.01. | S.WILLIAMS - M.SHARAPOVA 0:4 | 1,85 | 2,06 | | |
| 76185 | 26.01. | S.WILLIAMS - M.SHARAPOVA 0:5 | 2,40 | 1,50 | | |
| ČÍSLO UDAL. | DEŇ | ŠTVORHRY - ZÁPASY | PREDBEŽNÉ KURZY / SKUTOČNÉ KURZY | | VÁŠ TIP | VÝSLEDOK |
| | | | 1 | 2 | | |
| 742 | 26.01. | NESTOR/R.ŠTĚPANEK - HUEY/MIRNYI | 1,70 | 1,91 | | |
| 741 | 26.01. | V.POSPISIL/J.SOCK - CUEVAS/M.GRANOLLERS | 1,53 | 2,19 | | |
| 744 | 26.01. | HLAVÁČKOVÁ/HRADECKÁ - Y.J.CHAN/HCH.CHAN | 2,17 | 1,54 | | |
| ČÍSLO UDAL. | DEŇ | MIX - ZÁPASY | PREDBEŽNÉ KURZY / SKUTOČNÉ KURZY | | VÁŠ TIP | VÝSLEDOK |
| | | | 1 | 2 | | |
| 746 | 26.01. | HINGIS/PAES - SL.STEPHENS/ROJER | 1,21 | 3,51 | | |
| 743 | 26.01. | MIRZA/LDODIG - SHVEDOVA/QURESHI | 1,50 | 2,25 | | |
| 750 | 26.01. | VANDEWEGHE/TECAU - ERRANI/FOGNINI | 1,72 | 1,89 | | |

TENIS ATP TOUR - MAUI, 50 000 \$, TVRDÝ POVRCH


| | | | |
|------------------|--|--|--|
| 88 EDMUND | | | |
| 176 SARKISSIAN | | | |
| Q | | | |
| -- MARTINEZ VICH | | | |
| 316 KOZLOV | | | |
| Q | | | |
| 198 MCGEE | | | |
| 134 R.HARRISON | | | |
| 129 DUCKWORTH | | | |
| 204 GOLUBEV | | | |
| 241 MOLCHANOV | | | |
| 155 FRITZ | | | |
| 172 ZEMLJA | | | |
| 179 TIAFOE | | | |
| 182 LAAKSONEN | | | |
| 153 NOVIKOV | | | |
| 146 ROLA | | | |
| 210 TRUNGELLITI | | | |
| 260 Z.LI | | | |
| 259 SANDGREN | | | |
| -- BERLAND | | | |
| 328 RUBIN | | | |
| 275 KRUEGER | | | |

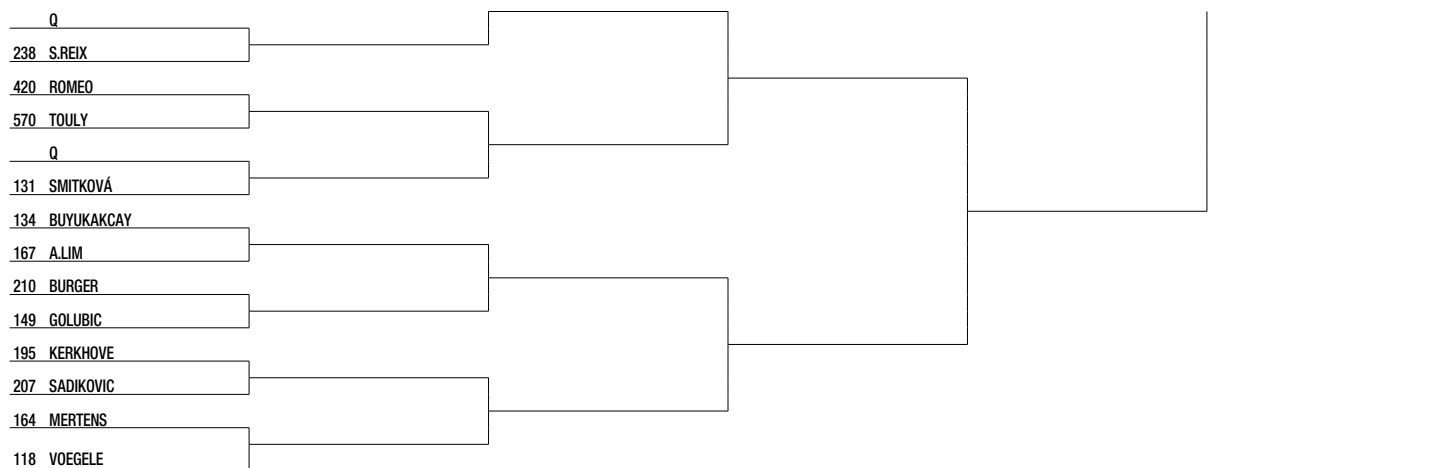


TENIS ATP TOUR - BUCARAMANGA, 50 000 \$, ANTUKA

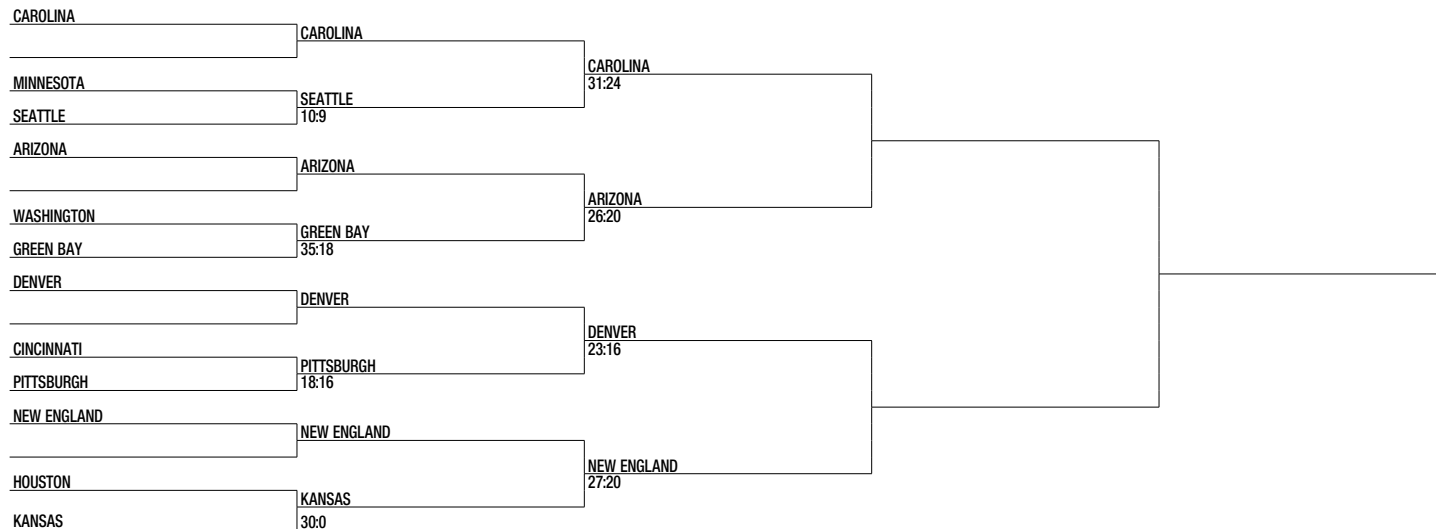


TENIS ITF TOUR - ANDREZIEUX, 50 000 \$, TVRDÝ POVRCH





NFL



SKOKY NA LYŽIACH

30.1., 31.1. – SAPPORO (JPN)

| SKOKY NA LYŽIACH PORADIE SP | BODY CELKOM | KLINGENTHAL (GER) 22.11. | LILLEHAMMER (NOR) 5.12. STREDNY MOSTIK | LILLEHAMMER (NOR) 6.12. STREDNY MOSTIK | NIZHNY TAGIL (RUS) 12.12. | NIZHNY TAGIL (RUS) 13.12. | ENGBERG (SUI) 19.12. | ENGBERG (SUI) 20.12. | OBERTSDORF (GER) 29.12. | GA-PA (GER) 1.1. | INNSBRUCK (AUT) 3.1. | BISCHOFSHOFEN (AUT) 6.1. | WILLINGEN (GER) 10.1. | TAUPLITZ/BAD MITTERNDORF (AUT) 15.-16.1. LETY | ZAKOPANE (POL) 24.1. | SAPPORO (JPN) 30.1. | SAPPORO (JPN) 31.1. |
|--------------------------------|----------------|--------------------------------|---|---|------------------------------|------------------------------|-------------------------|-------------------------|----------------------------|---------------------|-------------------------|-----------------------------|--------------------------|---|-------------------------|------------------------|------------------------|
| 1. PREVC P. | SLO | 1084 | 2 | 11. | 2 | 2. | 1. | 1. | 3 | 1. | 1. | 1. | 1. | 1. | 3 | | |
| 2. FREUND S. | GER | 779 | 3 | 1. | 5. | 1. | 12. | 8. | 6. | 3. | 2. | 2. | 3. | 6. | X | | |
| 3. GANGNES K. | NOR | 725 | 11. | 2. | 1. | 8. | 9. | 5. | 3. | 6. | 3. | 3. | 2. | 2. | 4 | | |
| 4. HAYBOECK M. | AUT | 567 | 18. | 13. | 8. | 28. | 2. | 9. | 2 | 5. | 5. | 3. | 37. | 11. | 2 | | |
| 5. FORFANG J.A. | NOR | 526 | 9. | 12. | 3. | 5. | 3. | 14. | 4. | 8. | 4. | 7. | 9. | 4. | 5. | | |
| 6. KRAFT S. | AUT | 478 | 6. | 4. | 14. | 22. | 27. | 7. | 8. | 7. | 9. | 11. | 4. | 3. | 1. | | |
| 7. FREITAG R. | GER | 376 | 4. | 16. | 6. | 11. | 42. | 4. | 7. | 9. | 6. | 10. | 11. | 29. | 8. | 6. | |
| 8. TANDE D.A. | NOR | 367 | 1. | 6. | 13. | 6. | 5. | 25. | 16. | 10. | 30. | 46. | 21. | 6. | 18. | 11. | |
| 9. WELLINGER A. | GER | 309 | 6. | 20. | 7. | 13. | 10. | 34. | 9. | 15. | 14. | 6. | 15. | 5. | 14. | 19. | |
| 10. PREVC D. | SLO | 305 | 8. | 8. | 12. | X | X | 2. | 5. | 27. | 18. | 23. | 6. | 38. | X | 9. | |
| 11. KOUDELKA R. | CZE | 284 | 23. | 8. | 4. | 14. | 32. | 11. | 13. | 24. | 8. | 13. | 14. | 10. | 20. | 9. | |
| 12. KASAI N. | JPN | 278 | 5. | 30. | 17. | X | X | 3. | 10. | 5. | 12. | 7. | 9. | X | 5. | X | |
| 13. STJERNEN A. | NOR | 277 | 15. | 3. | DQ | 4. | 11. | 15. | 29. | 20. | 15. | 19. | 13. | 8. | X | 14. | |
| 14. FANNEMEL A. | NOR | 273 | 25. | 41. | X | 12. | 8. | 6. | DQ | 4. | 7. | 12. | 18. | 7. | 7. | 15. | |
| 15. ANMANN S. | SUI | 227 | 14. | 21. | 16. | 10. | 13. | 21. | 14. | 12. | 13. | 22. | 8. | 24. | 16. | 13. | |
| 16. IWANK A. | GER | 173 | 40. | 24. | 10. | 24. | 35. | 16. | 19. | 13. | 11. | 9. | 16. | 14. | 28. | 34. | |
| 22. JANDA J. | CZE | 130 | 19. | 17. | 9. | 20. | 26. | DQ | 46. | 22. | 27. | 32. | 12. | 12. | X | 29. | |
| 30. HLAVA L. | CZE | 63 | 43. | 54. | 25. | 21. | 15. | 32. | 17. | 43. | 25. | 20. | 36. | 35. | 24. | X | |
| 33. MATURA J. | CZE | 60 | 26. | 56. | X | 30. | 34. | 39. | 31. | X | 28. | 15. | 25. | 11. | 22. | 26. | |
| 65. KOZISEK C. | CZE | 1 | X | X | X | X | X | X | X | X | X | X | X | X | 30. | | |

SEVERSKÁ KOMBINÁCIA

29.1., 30.1., 31.1. – SEEFELD (AUT)

| SEVERSKÁ KOMBINÁCIA PORADIE SP | BODY CELKOM | LILLEHAMMER (NOR) 5.12. | LILLEHAMMER (NOR) 6.12. | RAMSAU (AUT) 19.12. | RAMSAU (AUT) 20.12. | CHAUX-NEUVE (FRA) 23.1. | CHAUX-NEUVE (FRA) 24.1. |
|-----------------------------------|----------------|-------------------------------|-------------------------------|------------------------|------------------------|-------------------------------|-------------------------------|
| 1. RIESSLE F. | GER | 394 | 1. | 2. | 6. | 5. | 1. |
| 2. FRENZEL E. | GER | 371 | 21. | 5. | 7. | 1. | 2. |
| 3. WATABE A. | JPN | 314 | 2. | 6. | 5. | 9. | 3. |
| 4. KRÖG M. | NOR | 273 | 8. | 1. | 2. | 5. | 15. |
| 5. GRAABAK J. | NOR | 227 | 7. | 20. | 6. | 4. | |
| 6. GRUBER B. | AUT | 224 | 4. | 4. | 12. | 43. | 12. |
| 7. RIBBER J.M. | NOR | 202 | DNS | X | 3. | 2. | 7. |
| 8. MOAN M.H. | NOR | 195 | 9. | 21. | 1. | 23. | 8. |
| 9. KLAPPER L. | AUT | 186 | 12. | 3. | 10. | 12. | 11. |
| 10. RYDZEK J. | GER | 170 | 19. | 11. | 19. | 8. | 6. |
| 11. FAISST M. | GER | 162 | 6. | DNS | 11. | 3. | 13. |
| 12. KLEMETSEN H. | NOR | 161 | 14. | 16. | 14. | 7. | 5. |
| 13. HEROLA I. | FIN | 151 | 3. | 14. | 8. | 30. | 10. |
| 14. EDELMANN T. | GER | 89 | X | X | 4. | 14. | 23. |
| 15. BRAUD F. | FRA | 86 | 5. | 17. | 24. | 28. | 24. |
| 16. COSTA S. | ITA | 85 | X | X | 13. | 11. | 26. |
| 17. PORTYK T. | CZE | 80 | X | 39. | 17. | 10. | 14. |
| 18. ORTER P. | AUT | 78 | 10. | 25. | 16. | 29. | 9. |
| 19. KOKSLIEN M. | NOR | 73 | 15. | 10. | 21. | 19. | 27. |
| 20. SEIDL M. | AUT | 67 | 13. | 19. | DNS | X | 20. |

ALPSKÉ LYŽOVANIE

OBROVSKÝ SLALOM ŽENY 30.1. – MARIBOR (SLO)

| OBROVSKÝ SLALOM ŽENY PORADIE SP | | BODY CELKOM | SOELDEN (AUT) 24.10. | ASPEN (USA) 27.11. | ARE (SWE) 12.12. | COURCHEVEL (SUI) 20.12. | LIENZ (AUT) 28.12. | FLACHAU (AUT) 17.1. |
|------------------------------------|---------------------|-------------|-------------------------|-----------------------|---------------------|----------------------------|-----------------------|------------------------|
| 1. | BREM E.-M. | AUT | 392 | 8. | 2. | 1. | 4. | 4. |
| 2. | GUT L. | SUI | 362 | 4. | 1. | 2. | 1. | 19. |
| 3. | BRIGNONE F. | ITA | 325 | 1. | 3. | DNF | 5. | 3. |
| 4. | REBENSBURG V. | GER | 310 | 6. | 7. | 4. | 3. | 1. |
| 5. | WEIRATHER T. | LIE | 225 | 3. | 11. | 8. | 2. | 16. |
| 6. | LOESETH N. | NOR | 209 | 18. | 6. | 5. | 12. | 22. |
| 7. | WORLEY T. | FRA | 174 | 5. | 5. | 4. | DNF | 11. |
| 8. | HANSDOTTER F. | SWE | 156 | 10. | 9. | 6. | 8. | DNQ |
| 9. | DREV A. | SLO | 147 | DNF | 22. | 12. | 7. | DNF |
| 10. | MOELGG M. | ITA | 126 | 12. | 4. | 14. | DNQ | 2. |
| 11. | PIETILAE-HOLMNER M. | SWE | 124 | 22. | 19. | 7. | 5. | DNF |
| 12. | VONN L. | USA | 120 | X | DNF | 1. | 13. | DNF |
| 13. | KIRCHGASSER M. | AUT | 107 | 19. | DNF | 16. | 10. | DNF |
| 14. | FANCHINI N. | ITA | 99 | 11. | DNF | DNF | DNF | 17. |
| 15. | BARIOZ T. | FRA | 97 | 13. | DNF | 10. | 24. | 6. |
| 16. | GOGGIA S. | ITA | 96 | 16. | 16. | 21. | 6. | 16. |
| 17. | CURTONI I. | ITA | 81 | 9. | DNF | 23. | 16. | 9. |
| 18. | BAUD MUGNIER A. | FRA | 80 | X | 10. | 19. | 12. | DNF |
| 18. | SHIFFRIN M. | USA | 80 | 2. | DNF | DNF | X | X |
| 20. | MARSAGLIA F. | ITA | 76 | DNS | DNF | 27. | DNQ | 7. |

SLALOM ŽENY 31.1. – MARIBOR (SLO)

| SLALOM ŽENY PORADIE SP | | BODY CELKOM | ASPEN (USA) 28.11. | ASPEN (USA) 29.11. | ARE (SWE) 13.12. | LIENZ (AUT) 29.12. | SANTA CATERINA (ITA) 5.1. | FLACHAU (AUT) 12.1. | FLACHAU (AUT) 15.1. |
|---------------------------|---------------------|-------------|-----------------------|-----------------------|---------------------|-----------------------|---------------------------------|------------------------|------------------------|
| 1. | HANSDOTTER F. | SWE | 505 | 3. | 2. | 1. | 5. | 3. | 2. |
| 2. | VELEZ ZUZULOVA V. | SVK | 420 | 2. | DNF | 6. | 3. | 1. | 1. |
| 3. | STRACHOVA S. | CZE | 396 | 4. | 3. | 5. | 2. | 2. | 5. |
| 4. | VLHOVA P. | SVK | 320 | 11. | 7. | 1. | 3. | DNF | 3. |
| 5. | HOLDENER W. | SUI | 302 | 7. | 20. | 5. | 2. | 6. | 6. |
| 6. | LOESETH N. | NOR | 287 | 17. | 8. | 3. | DNF | 1. | 7. |
| 7. | NOENS N. | FRA | 217 | 6. | 14. | 9. | 12. | 10. | 4. |
| 8. | SHIFFRIN M. | USA | 200 | 1. | 1. | X | X | X | X |
| 9. | PIETILAE-HOLMNER M. | SWE | 170 | 5. | 12. | 10. | 11. | 8. | 20. |
| 10. | THALMANN C. | AUT | 168 | DNF | 5. | 12. | 4. | 12. | 9. |
| 11. | KIRCHGASSER M. | AUT | 158 | DNF | 6. | 4. | DNF | 4. | 14. |
| 12. | GISIN M. | SUI | 150 | 13. | 13. | 15. | 7. | DNF | 8. |
| 13. | GAGNON M.-M. | CAN | 130 | 8. | 15. | DNF | 10. | 7. | 13. |
| 14. | MIELZYNSKI E. | CAN | 118 | 10. | 4. | DNF | DNQ | 13. | 12. |
| 15. | STIEGLER R. | USA | 108 | 15. | 10. | 18. | 15. | 14. | 28. |
| 16. | BARTHET A.-S. | FRA | 106 | DNQ | 10. | DNF | 16. | 9. | 17. |
| 17. | CURTONI I. | ITA | 97 | 18. | DNF | 21. | 8. | DNF | 18. |
| 18. | WIKSTROEM E. | SWE | 80 | DNF | 16. | 8. | 22. | DNF | 11. |
| 19. | SWENN-LARSSON A. | SWE | 76 | 21. | 24. | DNF | 20. | 19. | 7. |
| 20. | TRUPPE K. | AUT | 73 | 14. | DNQ | 13. | 9. | DNF | 25. |

| ŽENY PORADIE SP | | |
|--------------------|-------------------------|---------|
| 1. | VONN LINDSEY | USA 900 |
| 2. | GUT LARA | SUI 855 |
| 3. | HANSDOTTER FRIDA | SWE 661 |
| 4. | REBENSBURG VIKTORIA | GER 580 |
| 5. | LOESETH NINA | NOR 496 |
| 6. | WEIRATHER TINA | LIE 469 |
| 7. | HUETTER CORNELIA | AUT 466 |
| 8. | BREM EVA-MARIA | AUT 442 |
| 9. | VELEZ ZUZULOVA VERONIKA | SVK 420 |
| 10. | STRACHOVA SARKA | CZE 396 |
| 11. | BRIGNONE FEDERICA | ITA 380 |
| 12. | HOLDENER WENDY | SUI 358 |
| 13. | VLHOVA PETRA | SVK 338 |
| 14. | KIRCHGASSER MICHAELA | AUT 325 |
| 15. | YURKIW LARISA | CAN 318 |
| 16. | FANCHINI NADIA | ITA 302 |
| 17. | KLING KAJSA | SWE 301 |
| 18. | SHIFFRIN MIKAELA | USA 296 |
| 19. | PIETILAE-HOLMNER MARIA | SWE 294 |
| 100. | KRIZOVA KLARA | CZE 8 |

ZJAZD MUŽI 30.1. – GA-PA (GER)

| ZJAZD MUŽI PORADIE SP | | BODY CELKOM | LAKE LOUISE (CAN) 28.11. | BEAVER CREEK (USA) 4.12. | VAL GARDENA (ITA) 19.12. | SANTA CATERINA (ITA) 29.12. | WENGEN (SUI) 16.1. | KITZBUHEL (AUT) 23.1. |
|--------------------------|---------------|-------------|-----------------------------|-----------------------------|-----------------------------|--------------------------------|-----------------------|--------------------------|
| 1. | SVINDAL A.L. | NOR | 436 | 1. | 1. | 7. | 1. | DNF |
| 2. | FILL P. | ITA | 291 | 2. | 8. | 4. | DNF | 9. |
| 3. | FAYED G. | FRA | 238 | 4. | 3. | 2. | 9. | 22. |
| 4. | REICHEL T. | AUT | 228 | 18. | 4. | 26. | 2. | DNF |
| 5. | THEAUX A. | FRA | 224 | 11. | 10. | 25. | 1. | 7. |
| 6. | JANSRUD K. | NOR | 213 | 9. | 2. | 3. | 27. | 12. |
| 7. | JANKA C. | SUI | 211 | 5. | 5. | 24. | 12. | 8. |
| 8. | INNERHOFER C. | ITA | 165 | 12. | 7. | 40. | 4. | 5. |
| 9. | KRIECHMAYR V. | AUT | 144 | 30. | 14. | 7. | 6. | 18. |
| 10. | GUAY E. | CAN | 137 | 10. | 11. | 5. | X | 14. |
| 11. | POISSON D. | FRA | 133 | 27. | 42. | 50. | 3. | 6. |
| 12. | PARIS D. | ITA | 132 | 7. | 20. | 13. | 36. | 4. |
| 13. | GANONG T. | USA | 129 | 3. | 12. | 13. | 17. | 42. |
| 14. | CLAREY J. | FRA | 126 | 13. | 22. | 11. | 16. | 23. |
| 15. | FRANZ M. | AUT | 116 | 6. | DNF | 8. | 14. | 10. |
| 16. | BAUMANN R. | AUT | 108 | 19. | 34. | 16. | 5. | 17. |
| 17. | KROELL K. | AUT | 106 | 14. | 28. | 18. | 19. | 3. |
| 18. | FEUZ B. | SUI | 104 | X | X | X | X | 11. |
| 19. | WEIBRECHT A. | USA | 96 | 24. | 5. | 17. | DNF | 21. |
| 20. | GISIN M. | SUI | 92 | 32. | DNF | 19. | 11. | 20. |

OBROVSKÝ SLALOM MUŽI 31.1. – GA-PA (GER)

| OBROVSKÝ SLALOM MUŽI PORADIE SP | | BODY CELKOM | SOELDEN (AUT) 25.10. | BEAVER CREEK (USA) 6.12. | VAL D'ISERE (FRA) 12.12. | ALTA BADIA (ITA) 20.12. | ALTA BADIA (ITA) 21.12. |
|------------------------------------|-------------------|-------------|-------------------------|-----------------------------|-----------------------------|----------------------------|----------------------------|
| 1. | HIRSCHER M. | AUT | 361 | 3. | 1. | 1. | 28. |
| 2. | MUFFAT-JEANDET V. | FRA | 252 | 10. | 2. | 3. | 10. |
| 3. | NEUREUTHER F. | GER | 208 | 6. | 5. | 2. | 19. |
| 4. | KRISTOFFERSEN H. | NOR | 191 | 6. | 3. | DNF | 22. |
| 5. | FAIVRE M. | FRA | 168 | 9. | 7. | 10. | 6. |
| 6. | LIGETY T. | USA | 157 | 1. | DNF | DNQ | 24. |
| 7. | PINTURBAULT A. | FRA | 130 | 5. | DNF | X | 6. |
| 8. | MYHRER A. | SWE | 128 | 20. | 4. | 24. | DNQ |
| 9. | JANSRUD K. | NOR | 122 | 25. | 15. | X | DNQ |
| 10. | NANI R. | ITA | 121 | 4. | DNF | 8. | 11. |
| 11. | EISATH F. | ITA | 99 | 11. | 6. | 17. | 13. |
| 12. | SCHOERGHOFER P. | AUT | 98 | 14. | 9. | 23. | 9. |
| 13. | JITLOFF T. | USA | 97 | 17. | 14. | DNQ | 7. |
| 14. | LUITZ S. | GER | 96 | 18. | 23. | 7. | 10. |
| 15. | FANARA T. | FRA | 95 | 2. | DNF | DNF | 30. |
| 16. | SVINDAL A.L. | NOR | 90 | 24. | DNS | X | 28. |
| 17. | MURISIER J. | SUI | 73 | 15. | 24. | 11. | 14. |
| 17. | SANDELL M. | FIN | 73 | DNF | DNQ | 5. | 16. |
| 19. | BORSOTTI G. | ITA | 71 | 13. | 20. | 6. | X |
| 39. | KRYZL K. | CZE | 15 | DNQ | 28. | 20. | DNQ |

SLALOM MUŽI 26.1. – SCHLADMING (AUT)

| SLALOM MUŽI PORADIE SP | | BODY CELKOM | VAL D'ISERE (FRA) 13.12. | MADONNA DI CAMPIGLIO (ITA) 22.12. | SANTA CATERINA (ITA) 6.1. | ADELBODEN (SUI) 10.1. | WENGEN (SUI) 17.1. | KITZBUEHEL (AUT) 24.1. |
|---------------------------|-------------------|-------------|-----------------------------|---|---------------------------------|--------------------------|-----------------------|---------------------------|
| 1. | KRISTOFFERSEN H. | NOR | 580 | 1. | 1. | 1. | 1. | 1. |
| 2. | HIRSCHER M. | AUT | 420 | 2. | 2. | 2. | DNF | 2. |
| 3. | NEUREUTHER F. | GER | 223 | 3. | DNF | 4. | 8. | 5. |
| 4. | DOPFER F. | GER | 179 | DNF | 6. | 4. | 9. | DNQ |
| 5. | KHOROSHILOV A. | RUS | 174 | 8. | 12. | 3. | 3. | DNF |
| 6. | GROSS S. | ITA | 161 | DNF | 17. | 12. | 5. | 3. |
| 7. | RAZZOLI G. | ITA | 156 | DQ | 4. | DQ | 10. | 2. |
| 8. | THALER P. | ITA | 151 | 6. | 13. | 14. | 19. | 15. |
| 9. | LIZEROUX J. | FRA | 134 | 5. | 16. | 7. | 11. | DNF |
| 10. | SCHWARZ M. | AUT | 128 | 18. | 3. | DNF | 23. | 14. |
| 11. | PINTURAULT A. | FRA | 127 | DNF | 26. | 8. | 4. | 6. |
| 12. | CHODOUNSKY D. | USA | 125 | 4. | 9. | DNF | 20. | 20. |
| 13. | YULE D. | SUI | 113 | 9. | 11. | 6. | 13. | DNF |
| 14. | GRANGE J.-B. | FRA | 107 | DQ | 7. | 18. | DNF | 7. |
| 14. | MUFFAT-JEANDET V. | FRA | 107 | 11. | 14. | 11. | 16. | 10. |
| 16. | HARGIN M. | SWE | 106 | 10. | DNF | 21. | DQ | 13. |
| 17. | MOELGG M. | ITA | 94 | 7. | 8. | DNF | DNF | DNF |
| 18. | BYGGMARK J. | SWE | 89 | DNF | 19. | 17. | 18. | 4. |
| 19. | MYHRER A. | SWE | 78 | DNF | 10. | DNF | DNF | 7. |
| 20. | FOSS-SOLEVAAG S. | NOR | 77 | DNF | DNF | 10. | 12. | 9. |

| MUŽI PORADIE SP | | | |
|--------------------|-------------------------|-----|-----|
| 1. | SVINDAL AKSEL LUND | NOR | 916 |
| 2. | HIRSCHER MARCEL | AUT | 889 |
| 3. | KRISTOFFERSEN HENRIK | NOR | 771 |
| 4. | JANSRUD K.JETIL | NOR | 621 |
| 5. | MUFFAT-JEANDET VICTOR | FRA | 440 |
| 6. | NEUREUTHER FELIX | GER | 431 |
| 7. | FILL PETER | ITA | 430 |
| 8. | THEAUX ADRIEN | FRA | 403 |
| 9. | PINTURAULT ALEXIS | FRA | 397 |
| 10. | REICHELTHANNES | AUT | 353 |
| 11. | PARIS DOMINIK | ITA | 350 |
| 12. | JANKA CARLO | SUI | 323 |
| 13. | KRIECHMAYR VINCENT | AUT | 313 |
| 14. | WEIBRECHT ANDREW | USA | 289 |
| 15. | BAUMANN ROMED | AUT | 258 |
| 16. | FAYED GUILLERMO | FRA | 254 |
| 17. | LIGETY TED | USA | 248 |
| 18. | KILDE ALEKSANDER AAMODT | NOR | 246 |
| 19. | DOPFER FRITZ | GER | 240 |
| 99. | KRYZL KRYSSTOF | CZE | 28 |